

Houston Pilots Forecast Package



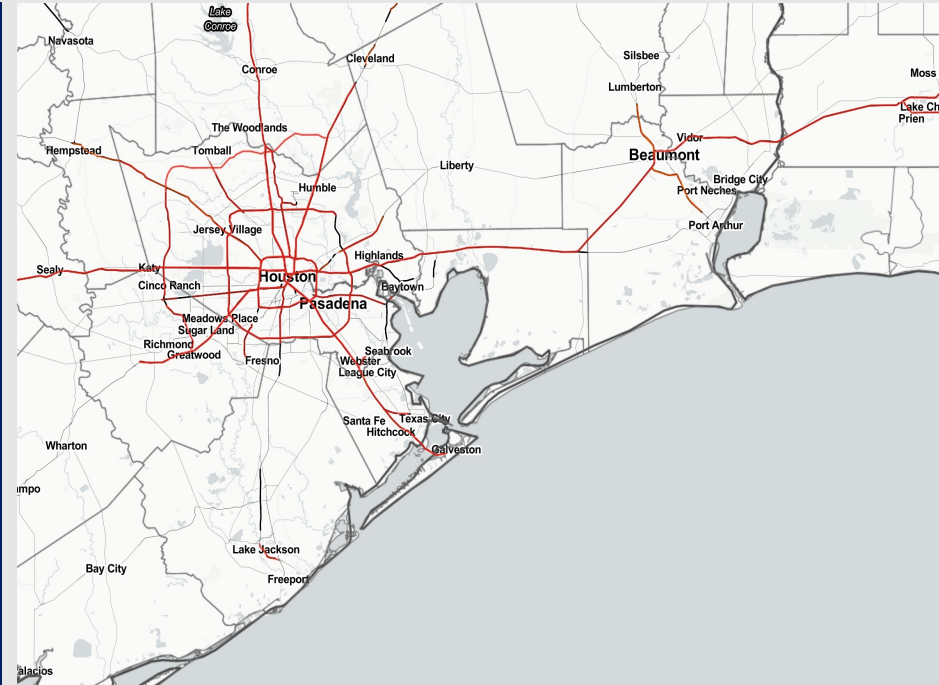
Updated: 5:00 AM CT

Saturday, September 23, 2023

Forecaster: Matt Griffin

Weather Headlines

- Not anticipating tropical development in the Gulf of Mexico over the next 7-10 days.
- Low end chances for precipitation the next few day.
- No excessive wind concerns over the next 2 – 3 days.
- Not anticipating any visibility concerns over the next few days.



Radar/NWS Alerts: 5:00 AM CT



As always, please do not hesitate to reach out to us with any forecast questions via the chat option on the Weather Porthole or our on-call number, **(317)-560-8122** press 1 for forecast questions.

Houston Pilots Visibility Chart (miles)



Forecast Confidence

Above Normal
Below Normal

Time	Sat 4am	Sat 5am	Sat 6am	Sat 7am	Sat 8am	Sat 9am	Sat 10am	Sat 11am	Sat 12pm	Sat 1pm	Sat 2pm	Sat 3pm	Sat 4pm	Sat 5pm	Sat 6pm	Sat 7pm	Sat 8pm	Sat 9pm	Sat 10pm	Sat 11pm	Sun 12am	Sun 1am	Sun 2am	Sun 3am	Sun 4am	Sun 5am	Sun 6am	Sun 7am	Sun 8am	Sun 9am	Sun 10am	Sun 11am	Sun 12pm	Sun 1pm	Sun 2pm	Sun 3pm
610 Bridge	10	10	10	10	7	10	10	10	10	10	10	10	10	10	10	10	10	10	10	10	10	10	10	10	10	10	10	10	8	10	10	10	10	10	10	10
Kinder 1	10	10	10	10	7	10	10	10	10	10	10	10	10	10	10	10	10	10	10	10	10	10	10	10	10	10	10	10	8	10	10	10	10	10	10	10
Greens Bayou	10	10	10	10	8	10	10	10	10	10	10	10	10	10	10	10	10	10	10	10	10	10	10	10	10	10	10	10	10	10	10	10	10	10	10	10
Shell Crude	10	10	10	10	10	10	10	10	10	10	10	10	10	10	10	10	10	10	10	10	10	10	10	10	10	10	10	10	10	10	10	10	10	10	10	10
Lynchburg Ferries	10	10	10	10	10	10	10	10	10	10	10	10	10	10	10	10	10	10	10	10	10	10	10	10	10	10	10	10	10	10	10	10	10	10	10	10
Exxon 3	10	10	10	10	10	10	10	10	10	10	10	10	10	10	10	10	10	10	10	10	10	10	10	10	10	10	10	10	10	10	10	10	10	10	10	10
Morgans Point	10	10	10	10	10	10	10	10	10	10	10	10	10	10	10	10	10	10	10	10	10	10	10	10	10	10	10	10	10	10	10	10	10	10	10	10
75/76	10	10	10	10	10	10	10	10	10	10	10	10	10	10	10	10	10	10	10	10	10	10	10	10	10	10	10	10	10	10	10	10	10	10	10	10
63/64	10	10	10	10	10	10	10	10	10	10	10	10	10	10	10	10	10	10	10	10	10	10	10	10	10	10	10	10	10	10	10	10	10	10	10	10
51/52	10	10	10	10	10	10	10	10	10	10	10	10	10	10	10	10	10	10	10	10	10	10	10	10	10	10	10	10	10	10	10	10	10	10	10	10
37/38	10	10	10	10	10	10	10	10	10	10	10	10	10	10	10	10	10	10	10	10	10	10	10	10	10	10	10	10	10	10	10	10	10	10	10	10
25/26	10	10	10	10	10	10	10	10	10	10	10	10	10	10	10	10	10	10	10	10	10	10	10	10	10	10	10	10	10	10	10	10	10	10	10	10
11/12	10	10	10	10	10	10	10	10	10	10	10	10	10	10	10	10	10	10	10	10	10	10	10	10	10	10	10	10	10	10	10	10	10	10	10	10
1 & 2 Bravo	10	10	10	10	10	10	10	10	10	10	10	10	10	10	10	10	10	10	10	10	10	10	10	10	10	10	10	10	10	10	10	10	10	10	10	10

NOTE: This is automated data that may/may not agree with the official BAM thinking that's found on the daily slides or special visibility report slides. This data should be used as a guide only

Houston Pilots Wind Chart



Forecast Confidence



Example

Sustained wind 13 Knots
Gusts 18 Knots
Wind from the N

WS: 13
G:18
N

Time Knots	Sat 4am	Sat 5am	Sat 6am	Sat 7am	Sat 8am	Sat 9am	Sat 10am	Sat 11am	Sat 12pm	Sat 1pm	Sat 2pm	Sat 3pm	Sat 4pm	Sat 5pm	Sat 6pm	Sat 7pm	Sat 8pm	Sat 9pm	Sat 10pm	Sat 11pm	Sun 12am	Sun 1am	Sun 2am	Sun 3am	Sun 4am	Sun 5am	Sun 6am	Sun 7am	Sun 8am	Sun 9am	Sun 10am	Sun 11am	Sun 12pm	Sun 1pm	Sun 2pm	Sun 3pm
610 Bridge	3	2	2	2	3	4	6	6	6	7	7	8	8	9	9	9	9	7	7	7	6	6	5	5	5	4	4	4	4	5	6	6	6	7	8	
	5	4	3	4	4	7	8	7	7	8	9	10	11	12	13	13	13	12	11	10	9	9	8	8	8	7	6	6	7	8	9	9	9	9	9	8
	SSE	SSE	SSE	SSE	S	S	S	S	SSE	SSE	SSE	SE	SSE	SSE	SSE	SSE	S	S	S	S	S	S	S	S	S	S	S	S	S	S	S	S	S	SSE	SSE	
Kinder 1	3	2	2	2	3	4	6	6	6	6	7	8	8	9	9	9	9	7	7	6	6	6	5	5	4	4	3	4	5	6	6	6	6	7	8	
	5	4	3	4	4	7	8	7	7	8	9	11	11	12	13	13	13	11	11	10	9	9	8	7	7	6	6	5	7	8	9	9	9	8	9	11
	SSE	SSE	SSE	SSE	S	S	S	S	S	SSE	SE	SE	SSE	SSE	SSE	SSE	S	S	S	S	S	S	S	S	S	S	S	S	S	S	S	S	S	S	SSE	SSE
Greens Bayou	3	2	2	2	3	4	6	6	6	6	7	7	8	8	9	10	9	8	7	6	5	5	5	5	4	4	3	4	5	6	6	6	6	7	8	
	5	4	3	4	5	7	8	7	7	8	9	11	11	12	12	13	12	11	10	10	8	8	8	7	7	6	5	5	7	8	9	8	8	8	10	11
	SSE	SSE	SSE	SSE	S	S	S	S	S	SSE	SE	SE	SE	SSE	SSE	SSE	S	S	S	S	S	S	S	S	S	S	S	S	S	S	S	S	S	SSE	SSE	
Shell Crude	3	2	2	3	3	4	6	6	7	7	8	9	9	10	10	9	8	7	6	5	5	5	5	5	4	4	4	4	5	6	6	6	7	8	9	
	5	4	3	4	5	7	8	8	8	8	10	11	12	13	13	12	12	11	10	9	8	8	8	7	6	5	5	7	8	8	8	8	9	10	12	
	SSE	SSE	SSE	SSE	S	S	SSE	SSE	SE	SE	SE	SSE	SSE	SSE	SSE	S	S	S	S	S	S	S	S	S	S	S	S	S	S	S	S	S	S	SSE	SSE	
Lynchburg Ferries	4	3	3	3	3	5	6	6	7	8	8	9	10	11	11	10	9	8	7	6	6	6	5	5	4	4	4	5	6	6	7	7	9	10		
	5	4	4	4	5	7	8	8	8	9	10	12	12	14	14	13	12	12	11	10	9	8	8	7	6	6	6	7	8	9	9	9	9	11	12	
	SSE	SSE	SSE	SSE	S	S	S	SSE	SSE	SSE	SSE	SE	SSE	SSE	SSE	SSE	S	S	S	S	S	S	S	S	S	S	S	S	S	S	S	S	S	SSE	SSE	
Exxon 3	4	4	4	4	4	5	6	7	8	8	9	10	11	12	11	10	9	9	8	7	7	6	6	6	5	5	5	6	7	7	7	8	9	11		
	6	5	5	5	6	7	8	8	9	10	11	12	13	14	14	13	13	12	11	10	9	9	8	8	7	7	7	7	8	9	9	9	10	11	13	
	S	SSE	SSE	SSE	S	S	S	SSE	SSE	SSE	SSE	SSE	SSE	SSE	SSE	S	S	S	S	S	S	S	S	S	S	S	S	S	S	S	S	S	SSE	SSE		
Morgans Point	6	5	5	5	5	6	7	8	8	9	10	11	12	13	13	12	11	10	9	9	8	8	8	7	6	6	6	6	7	7	8	9	10	12		
	7	6	6	6	7	7	9	9	9	10	12	13	14	16	15	14	13	13	11	10	10	10	10	9	8	8	8	8	8	9	9	10	11	13	15	
	S	S	S	S	S	S	S	SSE	SSE	SSE	SSE	SSE	SSE	SSE	SSE	S	S	S	S	S	S	S	S	S	S	S	S	S	S	S	S	S	SSE	SSE		
75/76	8	7	7	6	7	7	8	8	9	9	11	12	13	15	15	14	13	12	11	11	10	10	10	10	9	9	9	8	8	8	8	8	8	9	11	
	9	8	7	7	8	8	9	9	10	11	13	14	15	16	16	15	14	13	12	12	12	12	12	11	11	11	10	10	10	10	10	10	10	12	14	
	S	S	S	S	S	S	SSE	SSE	SSE	SE	SE	SSE	SSE	SSE	SSE	S	S	S	S	S	S	S	S	S	S	S	S	S	S	S	S	S	SSE	SSE		
63/64	8	7	7	6	7	8	8	9	9	9	10	12	12	14	14	13	13	12	11	11	11	11	11	11	10	10	9	9	8	8	8	8	9	11		
	9	8	8	7	8	9	9	9	10	11	12	13	14	15	15	14	13	12	12	12	12	12	12	11	11	10	10	9	9	9	10	10	12	13	14	
	S	S	S	S	S	S	SSE	SSE	SSE	SSE	SSE	SSE	SSE	SSE	SSE	S	S	S	S	S	S	S	S	S	S	S	S	S	S	S	S	S	SSE	SSE		
51/52	8	7	7	6	7	8	8	8	8	9	10	11	12	13	13	12	11	11	11	11	11	11	11	10	10	10	9	9	8	8	8	8	8	9	11	
	9	8	8	7	8	9	9	9	10	10	11	12	13	14	14	14	13	12	12	12	12	12	12	12	11	11	10	10	10	10	10	10	11	12	13	
	S	S	S	S	S	S	SSE	SSE	SSE	SSE	SSE	SSE	SSE	SSE	S	S	S	S	S	S	S	S	S	S	S	S	S	S	S	S	S	S	SSE	SSE		
37/38	8	7	6	6	7	8	8	9	8	8	9	9	10	11	11	12	11	10	10	10	10	10	10	10	9	9	8	8	8	8	8	8	9	10		
	8	8	7	7	8	9	9	9	9	10	10	11	12	13	13	12	11	11	11	11	11	11	11	11	10	10	9	9	9	9	9	10	11	11	12	
	S	S	S	S	S	S	SSE	SSE	SSE	SSE	SSE	SSE	SSE	SSE	S	S	S	S	S	S	S	S	S	S	S	S	S	S	S	S	S	S	SSE	SSE		
25/26	7	6	6	6	6	7	8	8	8	8	9	9	9	10	10	10	9	8	8	9	9	9	9	9	8	8	8	8	8	8	8	8	9	9		
	8	7	7	7	7	8	9	9	9	9	9	10	10	11	11	11	11	10	10	10	10	10	10	10	10	10	9	9	9	9	9	9	10	11	11	
	S	S	S	S	S	S	SSE	SSE	SSE	SSE	SSE	SSE	SSE	SSE	S	S	S	S	S	S	S	S	S	S	S	S	S	S	S	S	S	S	S	SSE	SSE	
11/12	7	7	6	7	8	8	8	8	8	8	9	9	9	9	9	9	9	9	9	9	9	9	9	9	9	8	8	8	8	8	8	8	8	9	9	
	8	8	7	7	8	9	9	9	9	9	9	10	10	10	10	10	10	10	10	10	10	10	10	10	10	9	9	9	9	9	9	9	10	10	10	
	S	S	SSE	S	S	SSE	SSE	SSE	SSE	SSE	SSE	SSE	SSE	S	S	S	S	S	S	S	S	S	S	S	S	S	S	S	S	S	S	S	S	S	SSE	
1 & 2 Bravo	9	8	8	8	8	9	8	8	8	8	8	8	8	9	10	10	11	10	11	11	11	11	11	11	11	10	10	9	9	9	9	9	9	8	8	
	10	9	9	9	9	9	9	9	9	9	8	9	9	10	11	11	11	11	11	11	12	12	12	12	12	11	11	11	10	9	9	9	10	9	10	
	SSE	SSE	SSE	SSE	S	SSE	SSE	SSE	SSE	SSE	SSE	SSE	SSE	SSE	S	S	S	S	S	S	S	S	S	S	S	S	S	S	S	S	S	S	S	S	S	S

NOTE: This is automated data that may/may not agree with the official BAM thinking that's found on the daily slides. This data should be used as a guide only

Houston Pilots: Sat. 9/23/2023



Forecast Discussion

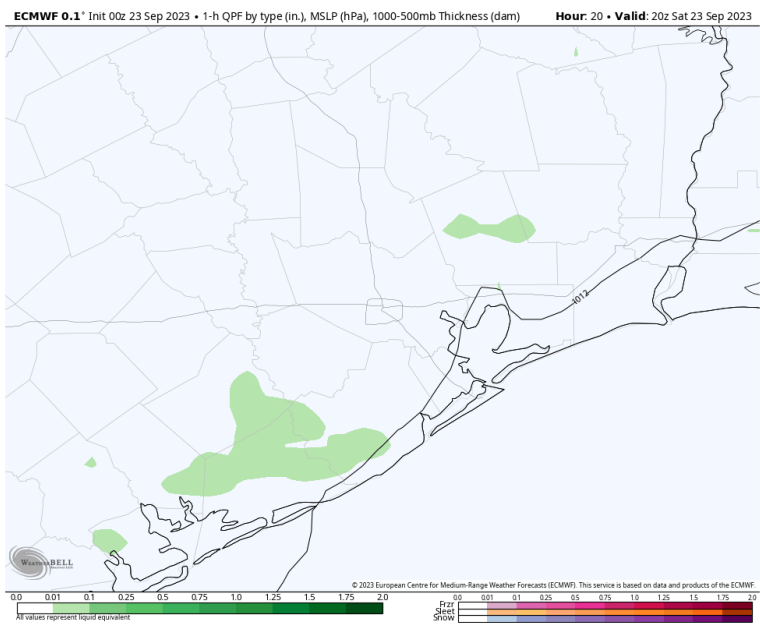
Precip: Favoring dry conditions for most of the day, however a chance for a very isolated thunderstorm (5 - 10%) will be present starting towards 2 PM through 7 PM.

Wind: Winds are expected to remain out of the SSE through the entirety of the day. Winds by 10 AM are expected to be sustained around 7 - 10 knots for stations south of station G and sustained winds of 3 - 7 knots for stations to the north. Winds gradually pick up into the afternoon/ evening becoming sustained around 10 - 15 knots for all stations (windiest likely towards stations G/F). After sunset winds will become calm north of Morgan's point but will still be slightly elevated over open waters sustained around 8 - 13 knots will slightly shift more out of the SSW.

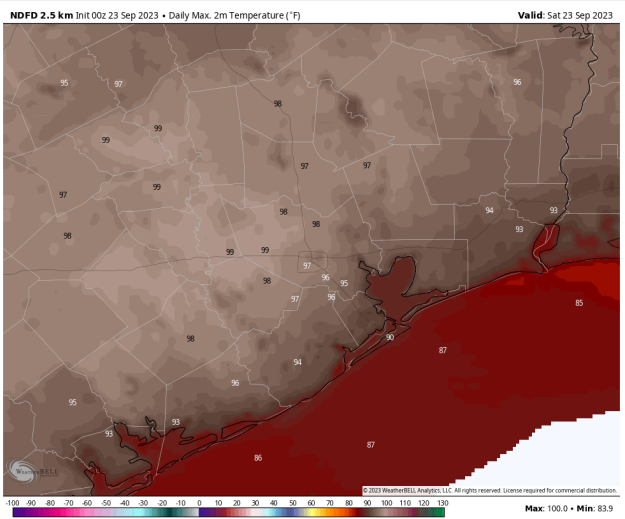
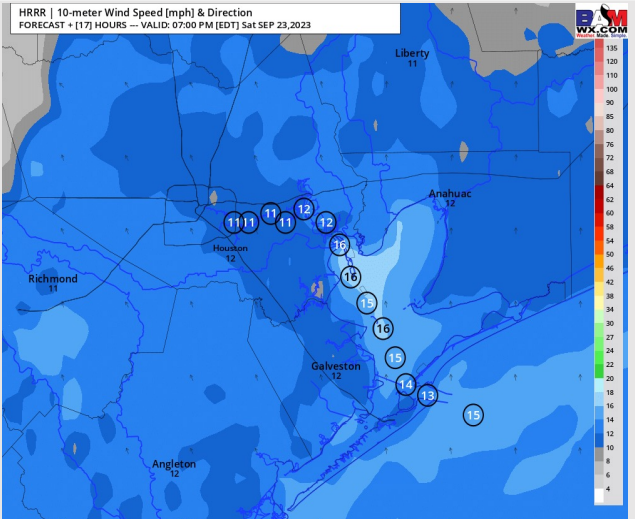
High Temps: S of Morgan's Point: Mid to upper 80s F. N of Morgan's Point: Mid to upper 90s F.

Visibility: No visibility concerns currently.

Precip Image: 3 PM CT



Wind Speed:
6 PM CT



High Temps
Saturday

Houston Pilots: Sun. 9/24/2023



Forecast Discussion

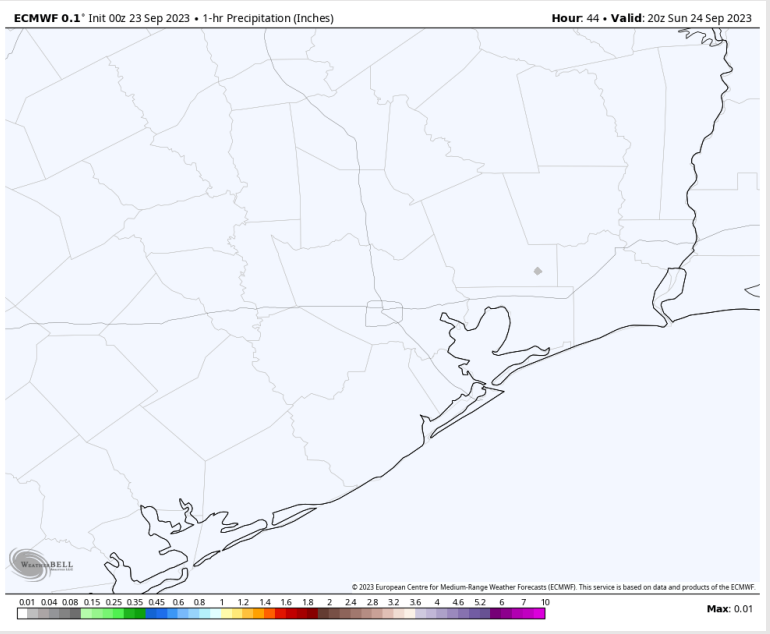
Precip: Favoring Sunday to be dry.

Wind: SSW winds gradually weaken through the AM becoming sustained around 7 – 12 knots by 6 AM for stations south of Morgan’s Point. Like Saturday, winds will pick up into the afternoon and be more out of the south. By 5 PM, winds look to be sustained around 10 – 15 knots for all stations (windiest over open waters). After sunset, winds will start to subside for stations north of Morgan’s Point will remaining slightly elevated for stations south around 7 – 12 knots by 11 PM.

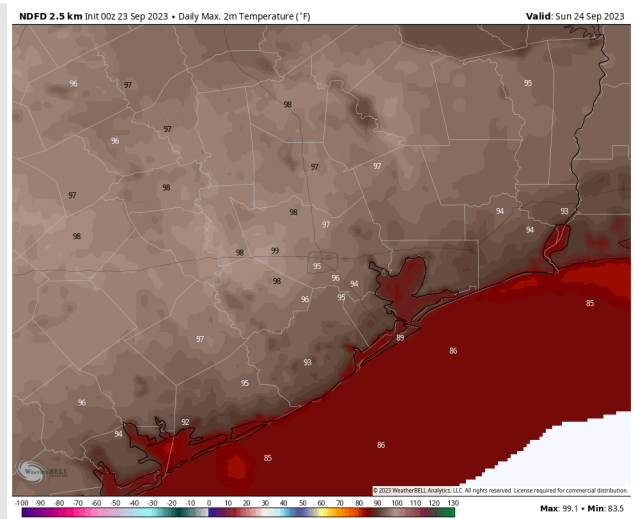
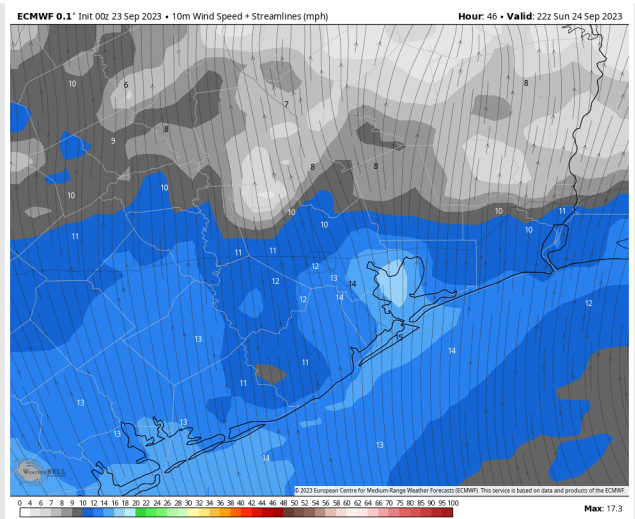
High Temps: S of Morgan’s Point: Mid to upper 80s F. N of Morgan’s Point: Mid to upper 90s F.

Visibility: Not anticipating any fog issues currently.

Precip Image: 3 PM CT



Wind Speed:
5 PM CT



High Temps
Sunday

Houston Pilots: Mon. 9/25/2023



Forecast Discussion

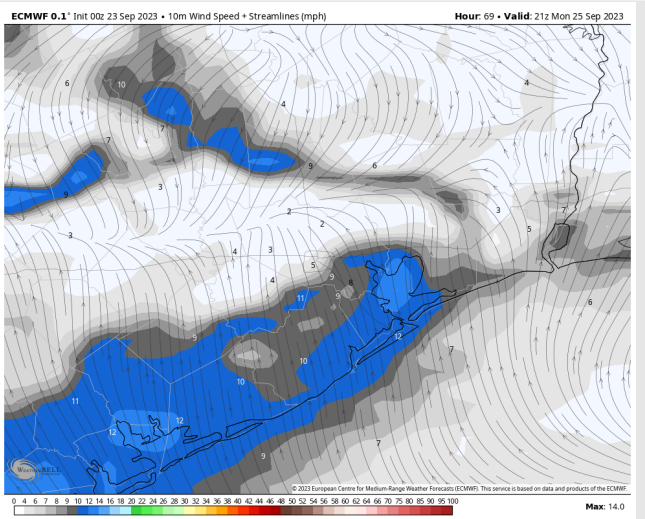
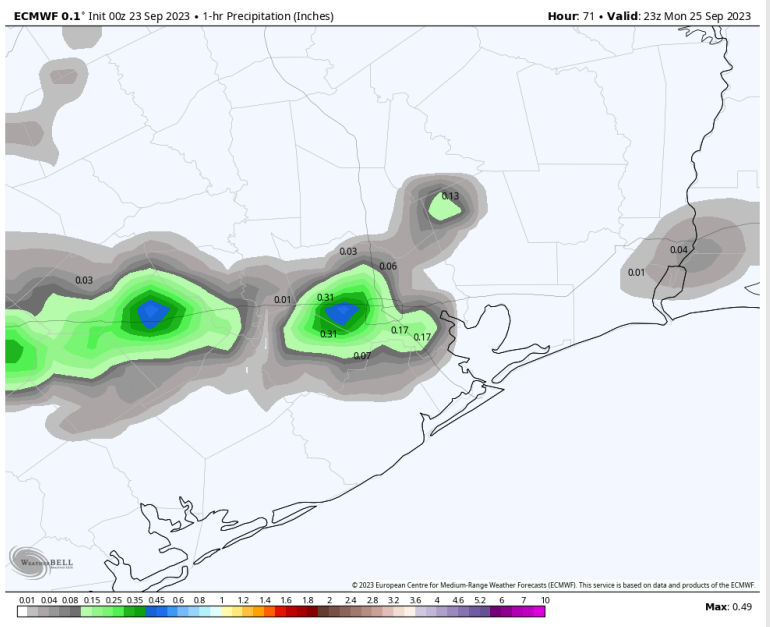
Precip: An approaching cold front will bring chances on Monday, but confidence is low on exact timing of precipitation chances. Currently favoring at least isolated chances after 3 PM with scattered potential after 6 PM. Adjustments will be likely to this has more data comes in.

Wind: Winds are expected to weaken through MON AM likely becoming 3 – 7 knots sustained for all stations by 9 am with a gradual shift from the SW. Winds will pick up slightly into the afternoon around 6 – 12 knots and shift more out of the SSE.

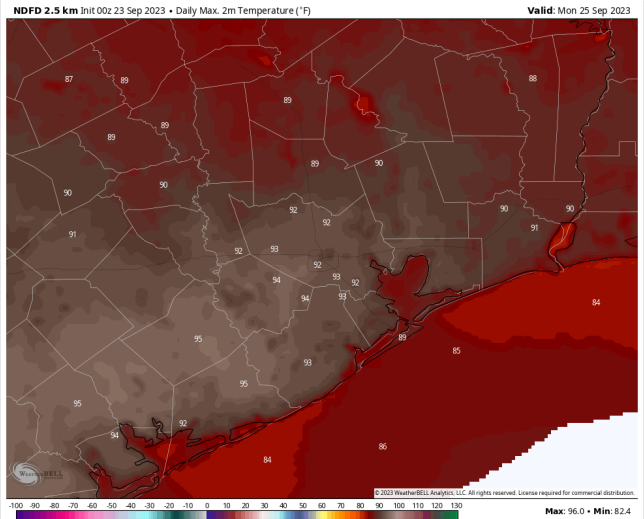
High Temps: S of Morgan's Point: Mid/Upper 80s F. N of Morgan's Point: Low 90s F.

Visibility: Not anticipating any further visibility issues currently.

Precip Image: 6 PM CT

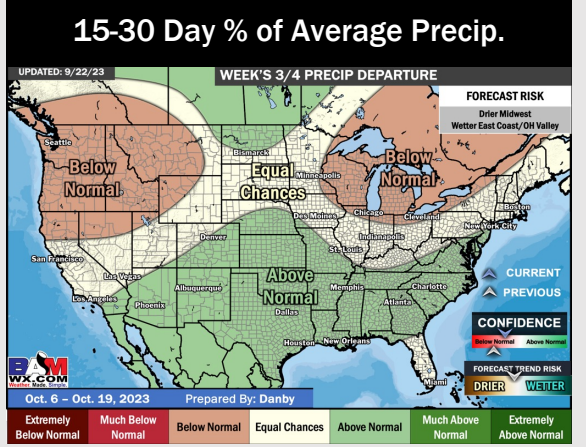
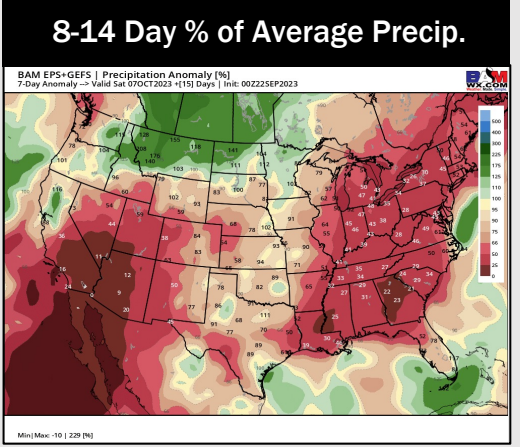
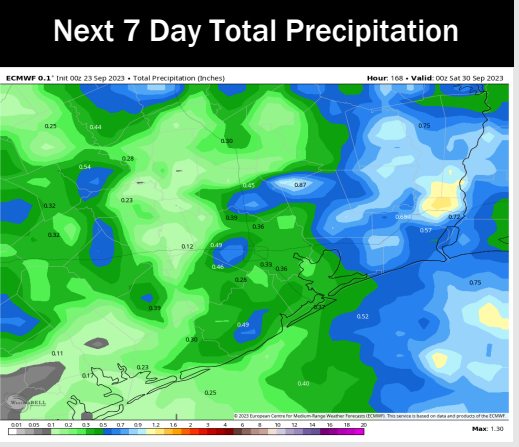
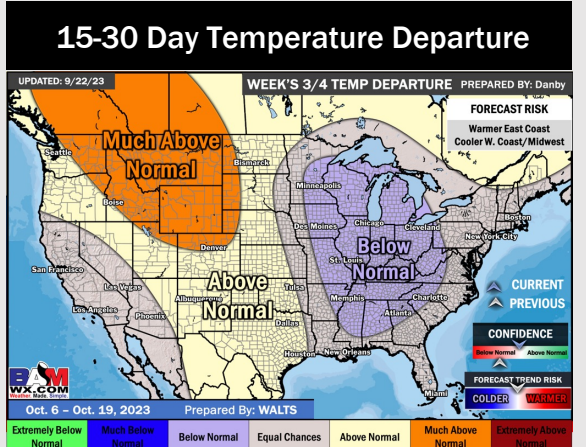
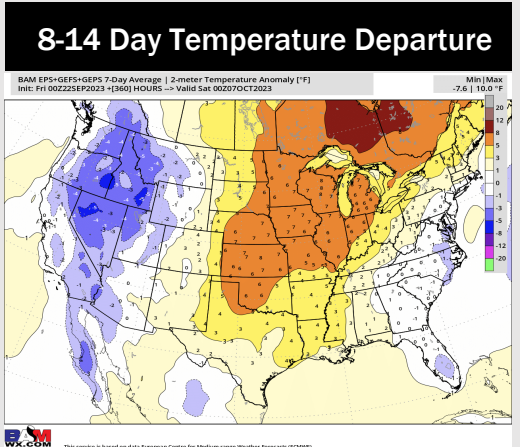
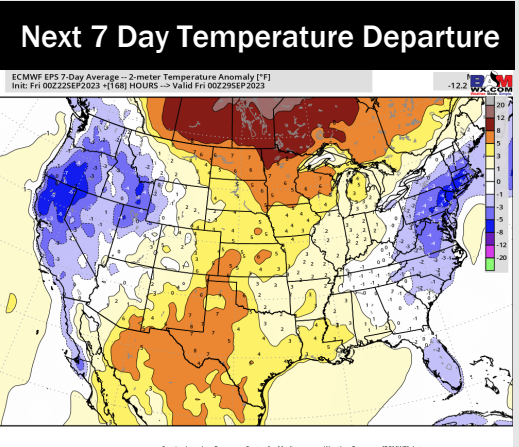


Wind Speed:
4 PM CT



High Temps
Monday

Houston Pilots: 9/23/23



- The cold front mentioned on the MON slide will hang around the area providing for sporadic chances next week. Scattered chances will be slightly better into next weekend, although significant rainfall is not expected.
- Expecting slightly below normal precipitation chances and above normal temperatures for the week 2 timeframe.
- Above normal temperatures and above normal chances for precipitation are favored in the weeks 3/4 timeframe.