

Houston Pilots Forecast Package



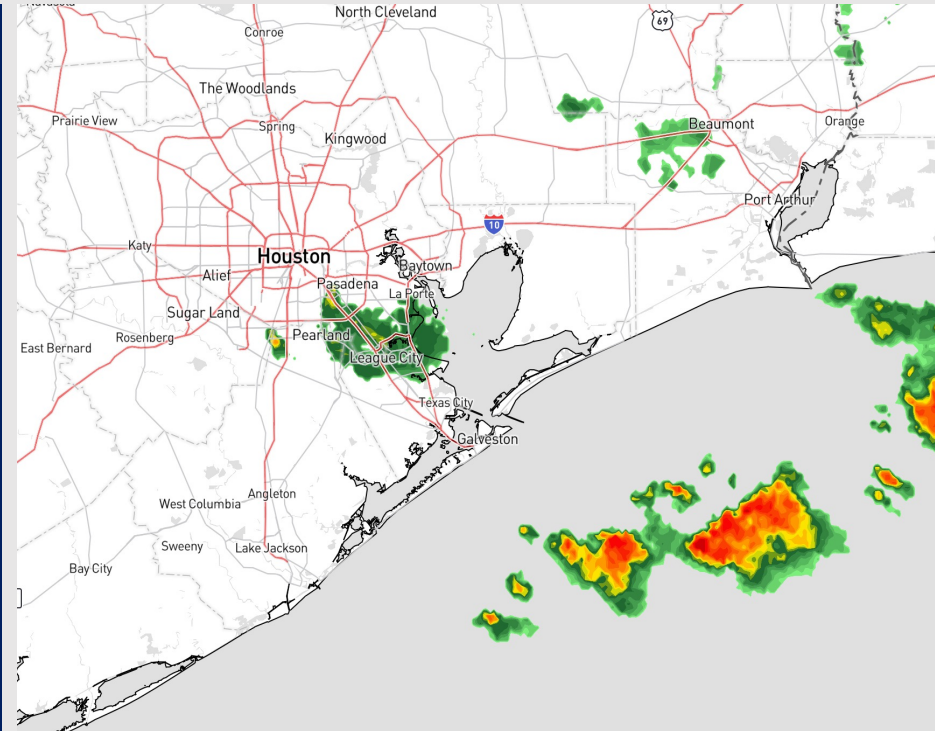
Updated: 3:50 AM CT

Wednesday, September 13, 2023

Forecaster: Will Danby

Weather Headlines

- Not anticipating tropical development in the Gulf of Mexico over the next 7-10 days. Monitoring Hurricane Lee as it approaches the East coast. This storm will not impact the Gulf.
- Scattered thunderstorms will be at play today and into the first half of the weekend.
- Outside of t-storm related gusts, winds look generally calm over the next 72 hours with speeds remaining below 10 kts.
- Not anticipating any visibility concerns over the next few days.



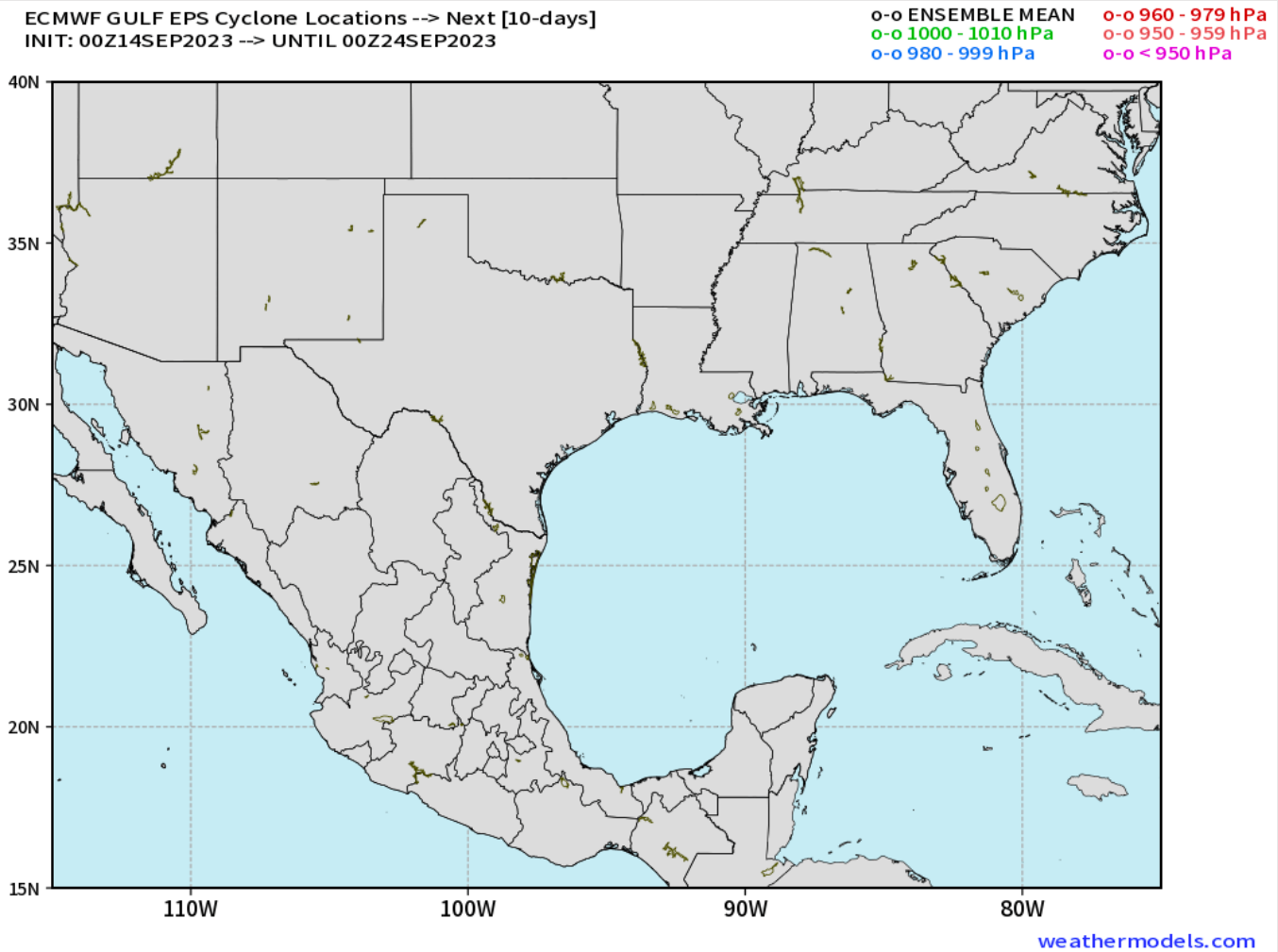
Radar/NWS Alerts: 3:46 AM CT



As always, please do not hesitate to reach out to us with any forecast questions via the chat option on the Weather Porthole or our on-call number, **(317)-560-8122** press 1 for forecast questions.

Houston Pilots Tropical Update

European Model Next 10 Days Tropical Tracks



Not anticipating tropical development in the Gulf of Mexico over the next 7-10 days.

Currently monitoring Hurricane Lee, which will impact parts of New England Saturday.

Houston Pilots Visibility Chart (miles)



Time	Thu 2am	Thu 3am	Thu 4am	Thu 5am	Thu 6am	Thu 7am	Thu 8am	Thu 9am	Thu 10am	Thu 11am	Thu 12pm	Thu 1pm	Thu 2pm	Thu 3pm	Thu 4pm	Thu 5pm	Thu 6pm	Thu 7pm	Thu 8pm	Thu 9pm	Thu 10pm	Thu 11pm	Fri 12am	Fri 1am	Fri 2am	Fri 3am	Fri 4am	Fri 5am	Fri 6am	Fri 7am	Fri 8am	Fri 9am	Fri 10am	Fri 11am	Fri 12pm	Fri 1pm	
610 Bridge	10	10	10	10	10	10	10	7	9	10	10	10	10	10	10	10	10	10	10	10	10	10	10	8	8	10	10	10	10	10	10	8	10	10	10	10	10
Kinder 1	10	10	10	10	10	10	10	7	9	10	10	10	10	10	10	10	10	10	10	10	10	10	10	8	8	10	10	10	10	10	8	10	10	10	10	10	
Greens Bayou	10	10	10	10	10	10	10	6	9	10	10	10	10	10	10	10	10	10	10	10	10	10	10	8	8	10	10	10	10	10	8	10	10	10	10	10	
Shell Crude	10	10	10	10	10	10	10	6	9	10	10	10	10	10	10	10	10	10	10	10	10	10	10	8	8	10	10	10	10	10	8	10	10	10	10	10	
Lynchburg Ferries	10	10	10	10	10	10	10	6	9	10	10	10	10	7	10	10	10	10	10	10	10	10	10	8	8	10	10	10	10	10	8	10	10	10	10	10	
Exxon 3	10	10	10	10	10	10	10	6	9	10	10	10	10	9	10	10	10	10	10	10	10	10	10	8	8	10	10	10	10	10	8	10	10	10	10	10	
Morgans Point	10	10	10	10	10	10	10	6	9	10	10	10	10	9	10	10	10	10	10	10	10	10	10	8	8	10	10	10	10	10	8	10	10	10	10	10	
75/76	10	10	10	10	10	10	10	7	10	10	10	10	9	9	10	10	10	10	10	10	10	10	10	8	8	10	10	10	10	10	8	10	10	10	10	10	
63/64	10	10	10	10	10	10	10	7	10	10	10	10	9	9	10	10	10	10	10	10	10	10	10	8	8	10	10	10	10	10	9	10	10	10	10	10	
51/52	10	10	10	10	10	10	10	7	10	10	10	10	10	10	10	10	10	10	10	10	10	10	10	8	8	10	10	10	10	10	10	10	10	10	10	10	
37/38	10	10	10	10	10	10	10	10	10	9	10	10	10	10	10	10	10	10	10	10	10	10	10	10	10	10	10	10	10	10	10	10	10	10	10	10	
25/26	10	10	10	10	10	10	10	10	10	7	10	9	10	10	10	10	10	10	10	10	10	10	10	10	10	10	10	10	10	10	10	10	10	10	10	10	10
11/12	10	10	10	10	10	10	10	10	10	7	10	9	10	10	10	10	10	10	10	10	10	10	10	10	10	10	10	10	10	10	10	10	10	10	10	10	10
1 & 2 Bravo	10	10	10	10	10	10	10	10	10	6	10	9	10	10	10	10	9	10	10	10	10	10	10	10	10	10	10	10	10	10	10	10	10	10	10	10	10

NOTE: This is automated data that may/may not agree with the official BAM thinking that's found on the daily slides or special visibility report slides. This data should be used as a guide only

Houston Pilots Wind Chart



Sustained wind 13 Knots
Gusts 18 Knots
Wind from the N

Example
WS: 13
G:18
N

Time Knots	Thu 2am	Thu 3am	Thu 4am	Thu 5am	Thu 6am	Thu 7am	Thu 8am	Thu 9am	Thu 10am	Thu 11am	Thu 12pm	Thu 1pm	Thu 2pm	Thu 3pm	Thu 4pm	Thu 5pm	Thu 6pm	Thu 7pm	Thu 8pm	Thu 9pm	Thu 10pm	Thu 11pm	Fri 12am	Fri 1am	Fri 2am	Fri 3am	Fri 4am	Fri 5am	Fri 6am	Fri 7am	Fri 8am	Fri 9am	Fri 10am	Fri 11am	Fri 12pm	Fri 1pm				
610 Bridge	2	2	2	2	2	2	3	4	4	4	4	4	5	6	6	5	6	6	5	5	4	4	3	3	3	2	2	2	2	2	3	3	4	4	4	4	3	3		
Kinder 1	2	2	2	2	2	2	3	4	4	4	4	4	4	6	5	5	6	6	5	5	4	4	3	3	3	2	2	2	2	3	3	4	4	4	4	4	4	3		
Greens Bayou	2	2	2	2	2	2	3	3	4	4	4	4	4	6	5	5	6	6	5	4	4	4	3	3	3	2	2	2	2	3	3	4	4	4	4	4	3	3		
Shell Crude	2	2	2	2	2	2	3	3	4	4	4	4	4	6	6	5	6	6	5	5	4	4	3	3	3	2	2	2	2	3	3	4	4	4	4	4	4	3		
Lynchburg Ferries	4	4	4	4	4	4	5	5	6	6	6	6	7	9	9	8	9	9	8	7	6	6	5	5	4	4	4	4	4	5	5	6	6	6	6	6	6	4	4	
E Exxon 3	3	3	4	3	3	4	4	4	5	4	5	5	6	6	6	6	7	6	6	5	5	4	4	4	4	4	4	4	4	4	4	4	4	4	4	4	4	4	4	
Morgans Point	4	4	4	4	4	4	5	5	6	6	6	7	8	9	9	8	9	9	8	7	6	6	5	5	5	5	5	5	5	5	5	6	6	6	6	6	6	5	5	
75/76	5	5	4	4	5	5	6	6	7	7	6	7	7	7	8	8	9	9	9	9	10	11	10	9	8	8	8	7	7	7	7	7	7	7	7	7	6	6		
63/64	5	5	4	4	4	5	6	6	7	7	6	6	6	6	7	8	8	8	9	9	10	9	7	7	7	7	6	6	7	7	7	7	7	7	8	8	7	6	5	4
51/52	4	4	3	3	4	4	5	6	6	7	6	6	6	5	6	8	8	8	7	6	7	7	7	7	6	7	6	6	6	6	6	6	6	6	7	7	6	5	4	
37/38	4	4	3	3	3	4	5	6	6	7	6	7	6	5	6	7	7	7	7	6	6	6	6	6	6	6	6	6	6	6	6	6	6	6	6	7	6	5	5	
25/26	3	3	3	2	3	3	4	5	6	7	6	7	6	5	6	6	7	7	6	6	5	5	6	5	6	5	5	5	5	5	5	5	5	5	5	6	6	6	6	6
11/12	4	4	4	4	4	4	4	5	6	7	6	7	6	5	6	6	6	6	6	6	6	6	6	6	6	6	6	6	6	6	6	6	6	6	6	6	6	6	6	6
1 & 2 Bravo	4	4	4	3	4	4	5	6	7	7	6	7	5	4	6	7	7	7	7	6	7	7	7	7	7	7	7	6	6	6	6	6	6	6	6	7	7	6	5	6

NOTE: This is automated data that may/may not agree with the official BAM thinking that's found on the daily slides.
This data should be used as a guide only

Houston Pilots: Thu. 9/14/2023



Forecast Discussion

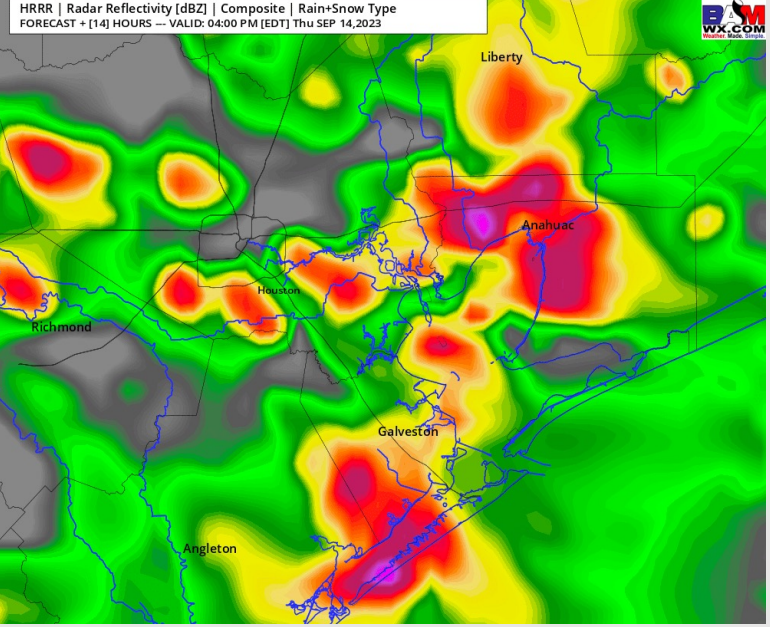
Precip: Spotty showers will be pressing through in an isolated fashion this morning from now until 7 AM. From 7 AM - 12 PM there will be a brief lull in precipitation before coverage expands from the west. Storms will return in a scattered to widespread fashion (70%) from 1 PM - 6 PM. After 6 PM a few isolated showers can linger through 9 PM before conditions dry out for overnight. **A few storms can produce gusts of up to 25 - 30 kts in the early PM.**

Wind Near calm winds will generally be out of the ENE before shifting to be out of the S/SW with arrival of T-storms by 2 PM and remaining that way for the rest of the day. **N of Morgan's Point:** 1-5 kts throughout the entirety of the day aside from Thunderstorm related gusts of around 20 kts (under general thunderstorms). **S of Morgan's Point:** 2 - 7 kts throughout the day. After storms pass near 9 PM, winds will increase slightly to 6 - 11 kts.

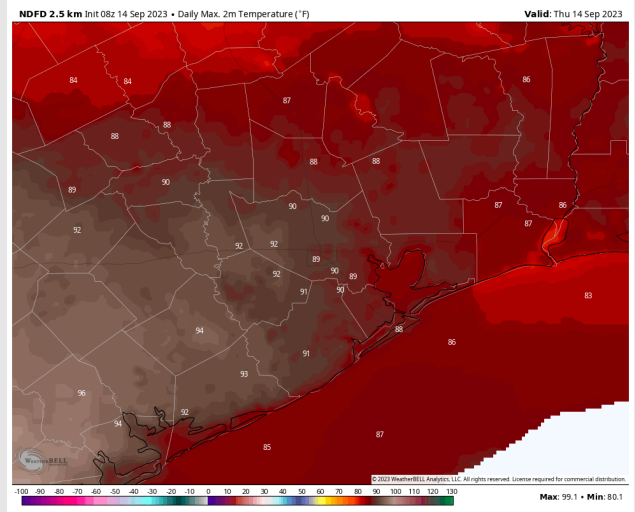
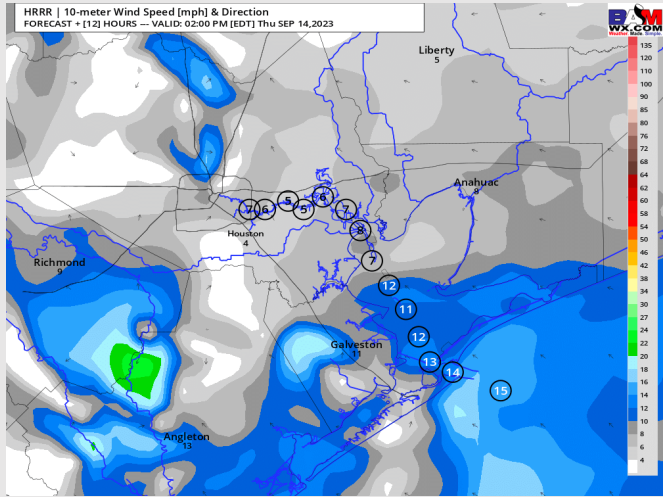
High Temps: **S of Morgan's Point:** Mid 80s F. **N of Morgan's Point:** Lower 90s F.

Visibility: No visibility concerns at this time.

Precip Image: 3 PM CT



Wind Speed:
1 PM CT



High Temps
Today

Houston Pilots: Fri. 9/15/2023



Forecast Discussion

Precip: The majority of thunderstorm activity will stay to the west of the bay during the AM, with a 20% chance for and isolated shower/storm starting at 5 AM and lasting through 12 PM. Storm chances then increase to 30% from 1- 6 PM before tapering off for the evening.

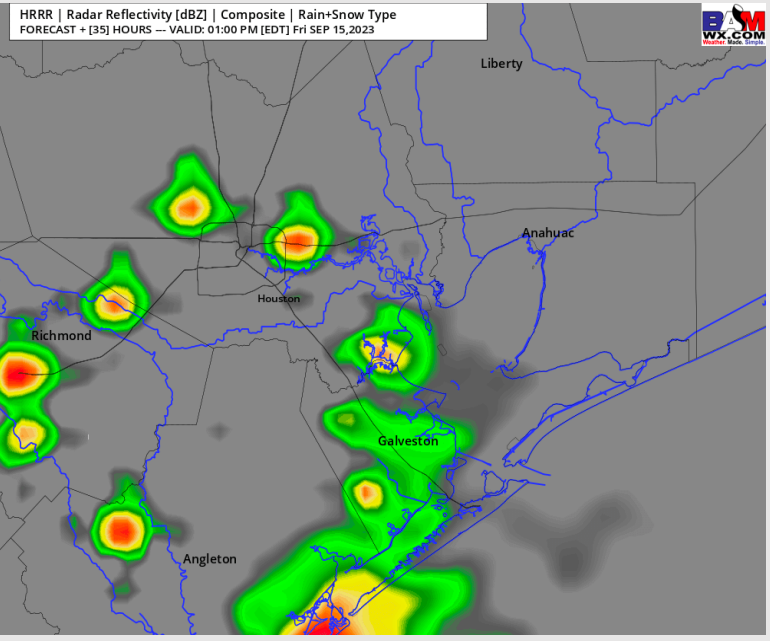
Wind: NE winds through 9 AM will become more variable in direction towards the late AM and will continue to be variable into the afternoon due to the light nature of the winds. **N of Morgan's Point:** 2 - 6 kts throughout the entire day. **S of Morgan's Point:** 2 - 7 kts through the entire day.

Thunderstorm activity in the mid afternoon can produce gusts to 17 - 21 kts.

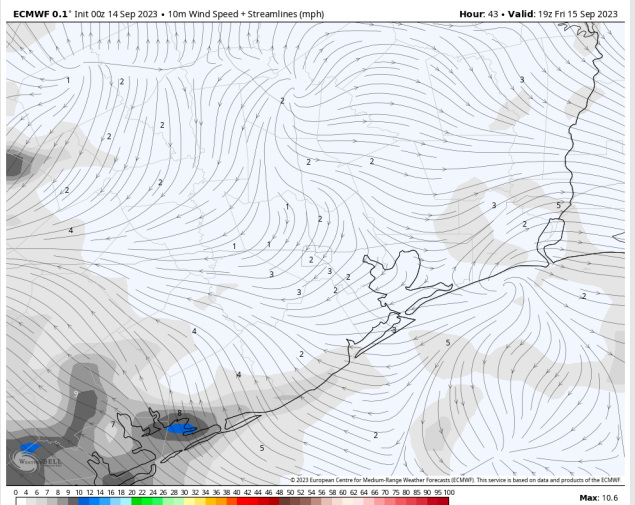
High Temps: **S of Morgan's Point:** Lower to mid 80s F. **N of Morgan's Point:** Lower 90s F.

Visibility: Not anticipating any fog issues at this time.

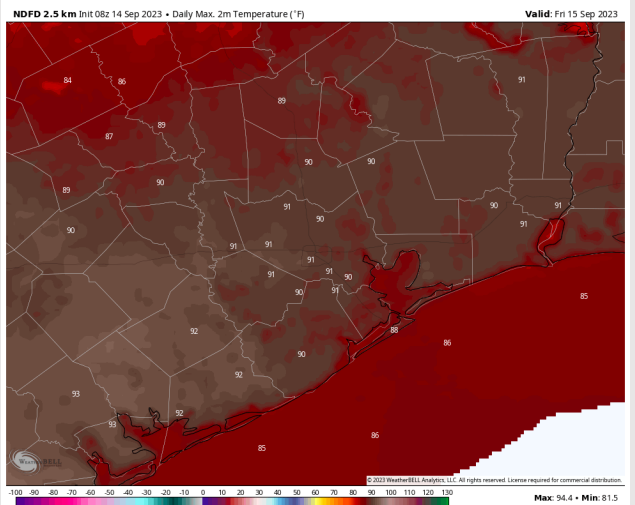
Precip Image: 12 PM CT



Wind Speed:
2 PM CT



High Temps
Friday



Houston Pilots: Sat. 9/16/2023



Forecast Discussion

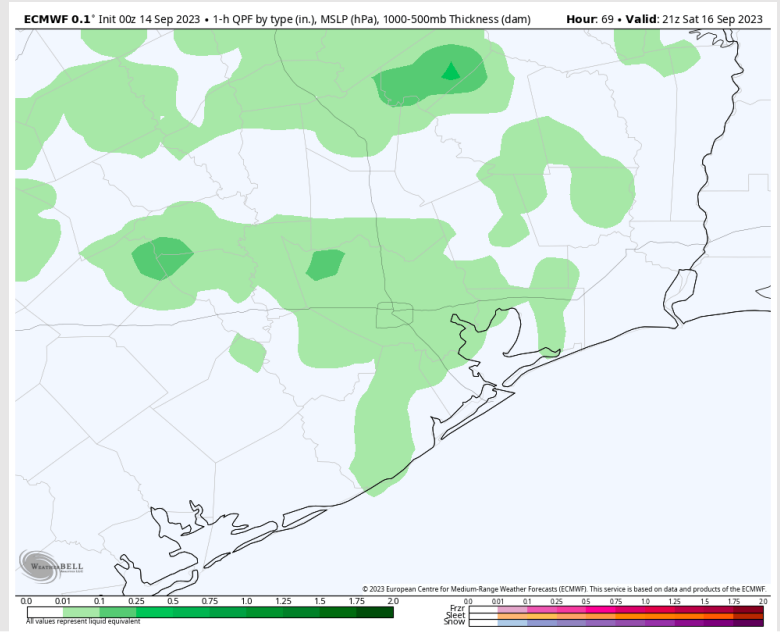
Precip: Pockets of drizzle are possible south of Morgan's point towards 5 AM. Most of any light precip will be confined S of Morgan's point through 2 PM. After 2 PM, Isolated chances (30%) will be at play for all stations lasting through 5 PM.

Wind: Winds will be very light again on Saturday with generally northerly winds wavering between NW to NE. **N of Morgan's Point:** 2 - 6 kts throughout the day. **S of Morgan's Point:** 2 - 7 kts throughout the day.

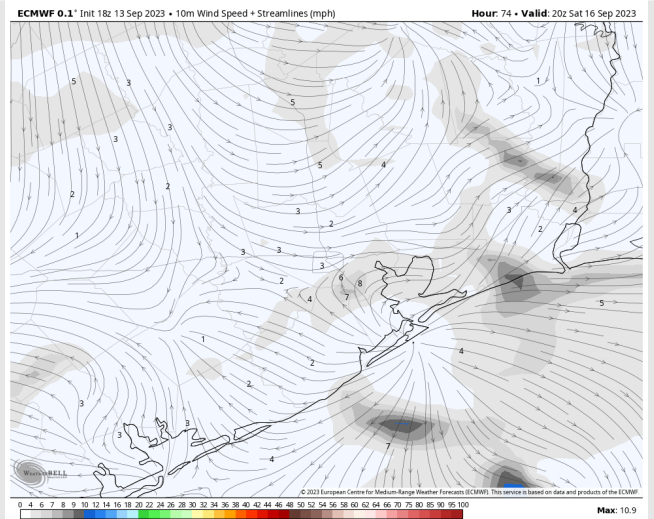
High Temps: **S of Morgan's Point:** Mid to upper 80s F. **N of Morgan's Point:** Lower 90s F.

Visibility: No visibility issues expected.

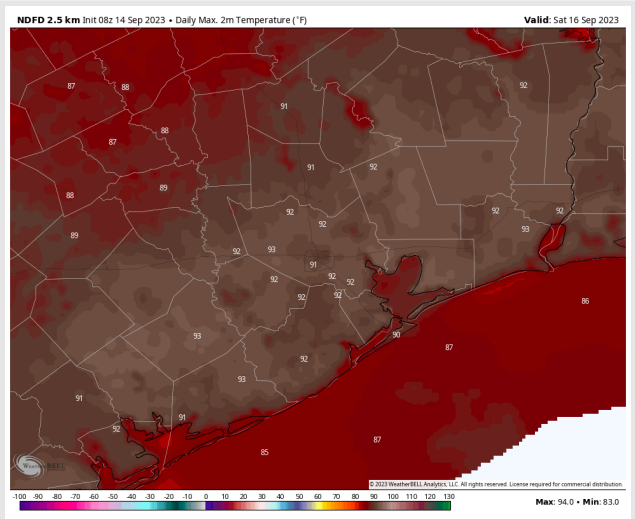
Precip Image: 4 PM CT



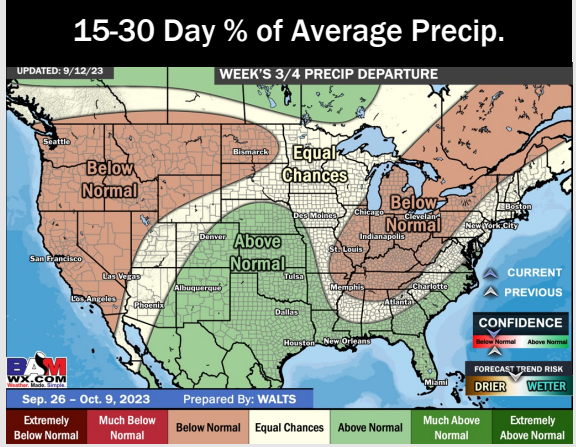
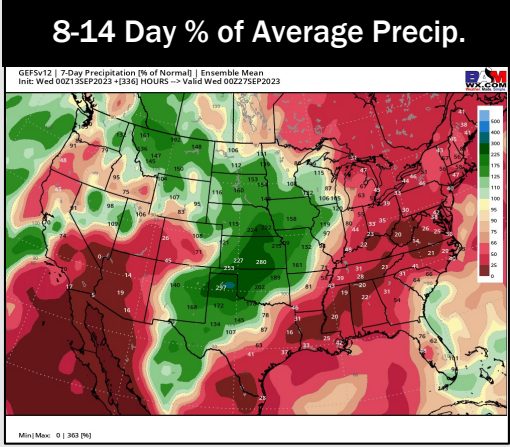

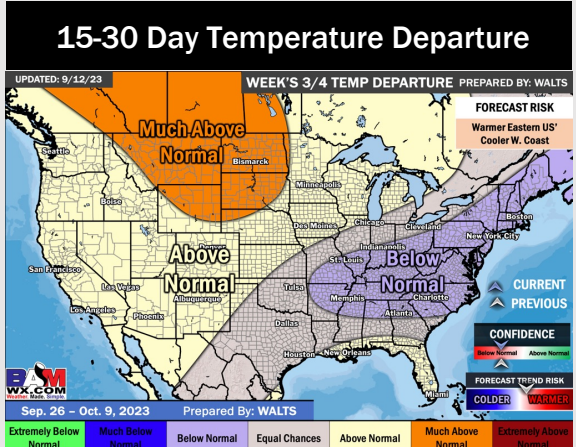
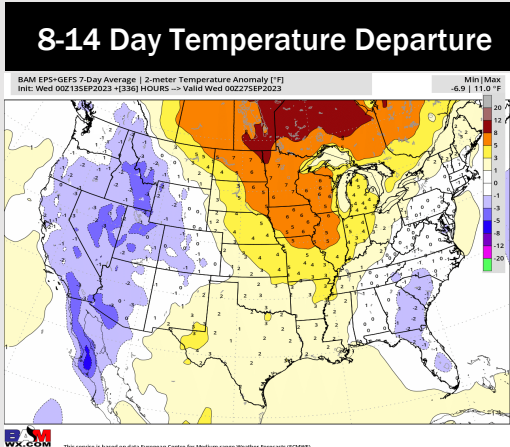
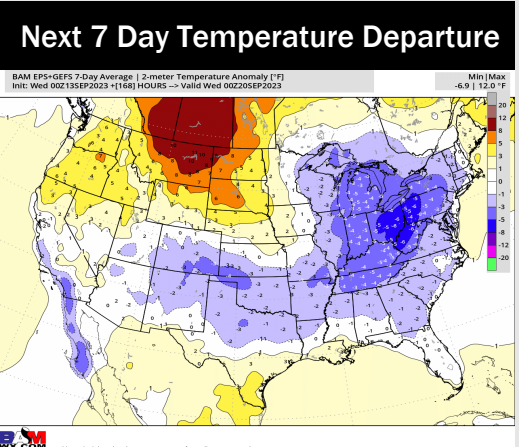
Wind Speed:
3 PM CT



High Temps
Saturday



Houston Pilots: 9/14/23



- Rain chances will be at play everyday over the next few days before coverage quiets down towards Sunday afternoon getting into Monday. Rain chances look to return on Tuesday. Expecting temperatures to continue to remain slightly above normal.
- Expecting below normal precipitation chances and slightly above normal temperatures for the week 2 timeframe.
- Near normal temperatures and above normal chances for precipitation are favored in the weeks 3/4 timeframe.