

Houston Pilots Forecast Package



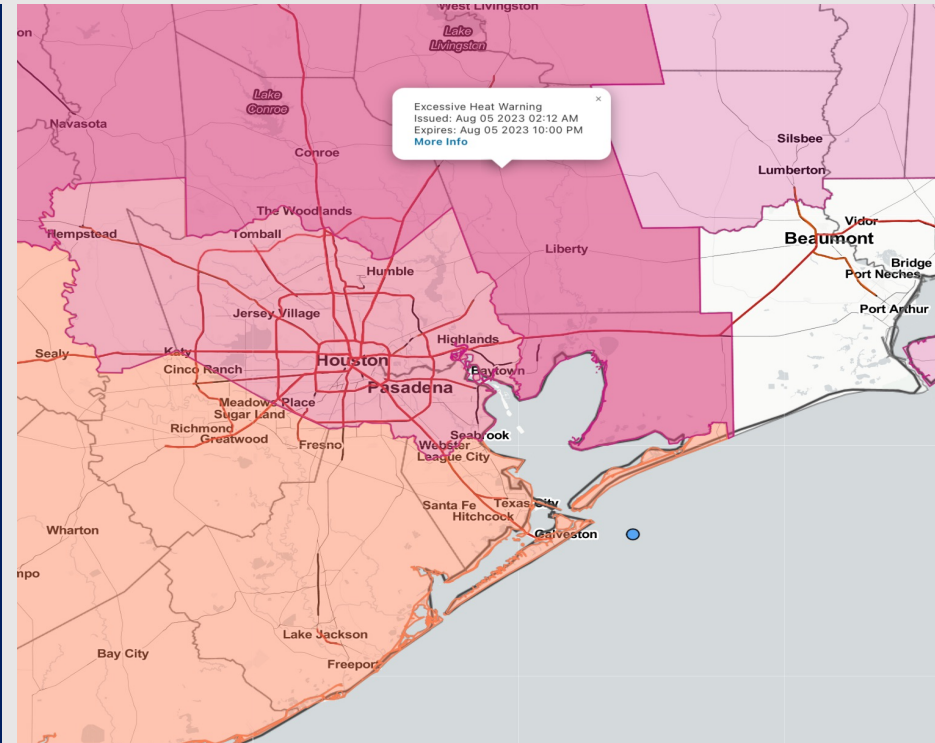
Updated: 12:30 PM CT

Saturday, August 5, 2023

Forecaster: Tyler Riggles

Weather Headlines

- Anticipating dry conditions through Monday.
- Excessive heat concerns (90+ F) to continue throughout at least next week.
- No active tropical threats to SE TX for next 7-10 days.
- Winds are primarily favored to remain calm, especially during the late morning / early afternoon hours (<10 kts) with speeds seldom exceeding 17 kts in the late PM over the next 72 hours. A few gusts of up to 20 kts are possible during the afternoon through Monday.



Radar/NWS Alerts: 12:30 PM CT



As always, please do not hesitate to reach out to us with any forecast questions via the chat option on the Weather Porthole or our on-call number, **(317)-560-8122** press 1 for forecast questions.

Houston Pilots Tropical Update

American Model Low Pressure Tracks Next 10-Days

NOAA GFSv12 | All Ensemble Cyclones +240 Hours
INIT: 06Z05AUG2023 --> UNTIL 06Z15AUG2023

o-o > 1010 hPa
o-o 1000 - 1010 hPa
o-o 980 - 999 hPa
o-o 960 - 979 hPa
o-o 950 - 959 hPa
o-o < 950 hPa



No tropical activity anticipated over the next 10 days for SE TX.

No other areas of interest being noted across the Gulf of Mexico / Western Atlantic

Houston Pilots Visibility Chart (miles)



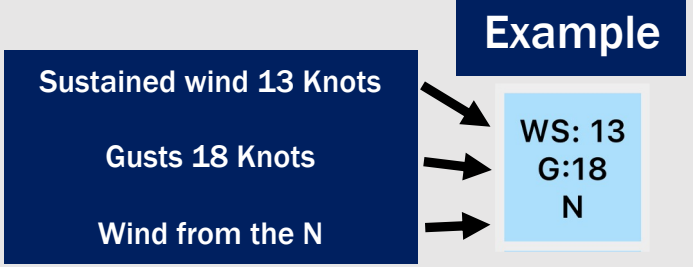
Forecast Confidence



| Time | Sat 12pm | Sat 1pm | Sat 2pm | Sat 3pm | Sat 4pm | Sat 5pm | Sat 6pm | Sat 7pm | Sat 8pm | Sat 9pm | Sat 10pm | Sat 11pm | Sun 12am | Sun 1am | Sun 2am | Sun 3am | Sun 4am | Sun 5am | Sun 6am | Sun 7am | Sun 8am | Sun 9am | Sun 10am | Sun 11am | Sun 12pm | Sun 1pm | Sun 2pm | Sun 3pm | Sun 4pm | Sun 5pm | Sun 6pm | Sun 7pm | Sun 8pm | Sun 9pm | Sun 10pm | Sun 11pm | | |
|-------------------|----------|---------|---------|---------|---------|---------|---------|---------|---------|---------|----------|----------|----------|---------|---------|---------|---------|---------|---------|---------|---------|---------|----------|----------|----------|---------|---------|---------|---------|---------|---------|---------|---------|---------|----------|----------|----|----|
| 610 Bridge | 10 | 10 | 10 | 10 | 10 | 10 | 10 | 10 | 10 | 10 | 10 | 10 | 10 | 10 | 10 | 10 | 10 | 10 | 10 | 10 | 10 | 10 | 10 | 10 | 10 | 10 | 10 | 10 | 10 | 10 | 10 | 10 | 10 | 10 | 10 | 10 | 10 | 10 |
| Kinder 1 | 10 | 10 | 10 | 10 | 10 | 10 | 10 | 10 | 10 | 10 | 10 | 10 | 10 | 10 | 10 | 10 | 10 | 10 | 10 | 10 | 10 | 10 | 10 | 10 | 10 | 10 | 10 | 10 | 10 | 10 | 10 | 10 | 10 | 10 | 10 | 10 | 10 | 10 |
| Greens Bayou | 10 | 10 | 10 | 10 | 10 | 10 | 10 | 10 | 10 | 10 | 10 | 10 | 10 | 10 | 10 | 10 | 10 | 10 | 10 | 10 | 10 | 10 | 10 | 10 | 10 | 10 | 10 | 10 | 10 | 10 | 10 | 10 | 10 | 10 | 10 | 10 | 10 | 10 |
| Shell Crude | 10 | 10 | 10 | 10 | 10 | 10 | 10 | 10 | 10 | 10 | 10 | 10 | 10 | 10 | 10 | 10 | 10 | 10 | 10 | 10 | 10 | 10 | 10 | 10 | 10 | 10 | 10 | 10 | 10 | 10 | 10 | 10 | 10 | 10 | 10 | 10 | 10 | 10 |
| Lynchburg Ferries | 10 | 10 | 10 | 10 | 10 | 10 | 10 | 10 | 10 | 10 | 10 | 10 | 10 | 10 | 10 | 10 | 10 | 10 | 10 | 10 | 10 | 10 | 10 | 10 | 10 | 10 | 10 | 10 | 10 | 10 | 10 | 10 | 10 | 10 | 10 | 10 | 10 | 10 |
| Exxon 3 | 10 | 10 | 10 | 10 | 10 | 10 | 10 | 10 | 10 | 10 | 10 | 10 | 10 | 10 | 10 | 10 | 10 | 10 | 10 | 10 | 10 | 10 | 10 | 10 | 10 | 10 | 10 | 10 | 10 | 10 | 10 | 10 | 10 | 10 | 10 | 10 | 10 | 10 |
| Morgans Point | 10 | 10 | 10 | 10 | 10 | 10 | 10 | 10 | 10 | 10 | 10 | 10 | 10 | 10 | 10 | 10 | 10 | 10 | 10 | 10 | 10 | 10 | 10 | 10 | 10 | 10 | 10 | 10 | 10 | 10 | 10 | 10 | 10 | 10 | 10 | 10 | 10 | 10 |
| 75/76 | 10 | 10 | 10 | 10 | 10 | 10 | 10 | 10 | 10 | 10 | 10 | 10 | 10 | 10 | 10 | 10 | 10 | 10 | 10 | 10 | 10 | 10 | 10 | 10 | 10 | 10 | 10 | 10 | 10 | 10 | 10 | 10 | 10 | 10 | 10 | 10 | 10 | 10 |
| 63/64 | 10 | 10 | 10 | 10 | 10 | 10 | 10 | 10 | 10 | 10 | 10 | 10 | 10 | 10 | 10 | 10 | 10 | 10 | 10 | 10 | 10 | 10 | 10 | 10 | 10 | 10 | 10 | 10 | 10 | 10 | 10 | 10 | 10 | 10 | 10 | 10 | 10 | 10 |
| 51/52 | 10 | 10 | 10 | 10 | 10 | 10 | 10 | 10 | 10 | 10 | 10 | 10 | 10 | 10 | 10 | 10 | 10 | 10 | 10 | 10 | 10 | 10 | 10 | 10 | 10 | 10 | 10 | 10 | 10 | 10 | 10 | 10 | 10 | 10 | 10 | 10 | 10 | 10 |
| 37/38 | 10 | 10 | 10 | 10 | 10 | 10 | 10 | 10 | 10 | 10 | 10 | 10 | 10 | 10 | 10 | 10 | 10 | 10 | 10 | 10 | 10 | 10 | 10 | 10 | 10 | 10 | 10 | 10 | 10 | 10 | 10 | 10 | 10 | 10 | 10 | 10 | 10 | 10 |
| 25/26 | 10 | 10 | 10 | 10 | 10 | 10 | 10 | 10 | 10 | 10 | 10 | 10 | 10 | 10 | 10 | 10 | 10 | 10 | 10 | 10 | 10 | 10 | 10 | 10 | 10 | 10 | 10 | 10 | 10 | 10 | 10 | 10 | 10 | 10 | 10 | 10 | 10 | 10 |
| 11/12 | 10 | 10 | 10 | 10 | 10 | 10 | 10 | 10 | 10 | 10 | 10 | 10 | 10 | 10 | 10 | 10 | 10 | 10 | 10 | 10 | 10 | 10 | 10 | 10 | 10 | 10 | 10 | 10 | 10 | 10 | 10 | 10 | 10 | 10 | 10 | 10 | 10 | 10 |
| 1 & 2 Bravo | 10 | 10 | 10 | 10 | 10 | 10 | 10 | 10 | 10 | 10 | 10 | 10 | 10 | 10 | 10 | 10 | 10 | 10 | 10 | 10 | 10 | 10 | 10 | 10 | 10 | 10 | 10 | 10 | 10 | 10 | 10 | 10 | 10 | 10 | 10 | 10 | 10 | 10 |

NOTE: This is automated data that may/may not agree with the official BAM thinking that's found on the daily slides or special visibility report slides. This data should be used as a guide only

Houston Pilots Wind Chart



| Time | Sat 12pm | Sat 1pm | Sat 2pm | Sat 3pm | Sat 4pm | Sat 5pm | Sat 6pm | Sat 7pm | Sat 8pm | Sat 9pm | Sat 10pm | Sat 11pm | Sun 12am | Sun 1am | Sun 2am | Sun 3am | Sun 4am | Sun 5am | Sun 6am | Sun 7am | Sun 8am | Sun 9am | Sun 10am | Sun 11am | Sun 12pm | Sun 1pm | Sun 2pm | Sun 3pm | Sun 4pm | Sun 5pm | Sun 6pm | Sun 7pm | Sun 8pm | Sun 9pm | Sun 10pm | Sun 11pm | |
|-------------------|----------|---------|---------|---------|---------|---------|---------|---------|---------|---------|----------|----------|----------|---------|---------|---------|---------|---------|---------|---------|---------|---------|----------|----------|----------|---------|---------|---------|---------|---------|---------|---------|---------|---------|----------|----------|----|
| 610 Bridge | 5 | 4 | 3 | 3 | 7 | 10 | 10 | 9 | 9 | 7 | 7 | 7 | 5 | 5 | 3 | 6 | 6 | 5 | 5 | 5 | 6 | 7 | 7 | 6 | 6 | 5 | 6 | 6 | 7 | 8 | 11 | 11 | 10 | 9 | 10 | 9 | |
| | 6 | 5 | 5 | 4 | 9 | 13 | 14 | 15 | 15 | 16 | 16 | 17 | 16 | 15 | 14 | 10 | 10 | 8 | 8 | 9 | 9 | 10 | 10 | 8 | 8 | 9 | 10 | 10 | 12 | 14 | 15 | 14 | 15 | 13 | | | |
| Kinder 1 | SW | SW | SW | S | SE | SE | SSE | SSE | S | S | SSW | SSW | SSW | SSW | SSW | SSW | SSW | SSW | SSW | SSW | SSW | SW | SW | SW | SW | SSW | SSW | SSE | SSE | S | S | S | S | S | S | | |
| | 5 | 3 | 3 | 4 | 8 | 10 | 10 | 9 | 8 | 7 | 7 | 7 | 5 | 5 | 3 | 7 | 6 | 5 | 5 | 5 | 6 | 7 | 7 | 6 | 6 | 5 | 6 | 7 | 9 | 11 | 11 | 10 | 9 | 9 | 9 | | |
| Greens Bayou | 6 | 5 | 5 | 6 | 11 | 13 | 14 | 15 | 15 | 16 | 16 | 17 | 15 | 15 | 13 | 10 | 10 | 8 | 8 | 7 | 9 | 9 | 10 | 9 | 8 | 8 | 9 | 10 | 12 | 14 | 15 | 15 | 14 | 15 | 13 | | |
| | SW | SW | SSW | SSE | ESE | SE | SSE | S | S | S | SSW | SSW | SSW | SSW | SSW | SSW | SSW | SSW | SSW | SSW | SSW | SW | SW | SW | SW | SSW | SSW | SSE | SSE | SSE | SSE | S | S | S | S | | |
| Shell Crude | 5 | 3 | 3 | 7 | 10 | 10 | 10 | 9 | 8 | 7 | 7 | 6 | 5 | 5 | 3 | 6 | 6 | 5 | 5 | 5 | 6 | 7 | 7 | 6 | 6 | 5 | 6 | 7 | 8 | 10 | 11 | 11 | 10 | 9 | 9 | | |
| | SW | SW | SSW | SE | SE | SSE | SSE | S | S | S | SSW | SSW | SSW | SSW | SSW | SSW | SSW | SSW | SSW | SSW | SSW | SW | SW | SW | SW | SSW | SSW | SSE | SSE | SSE | SSE | S | S | S | S | | |
| Lynchburg Ferries | 5 | 3 | 5 | 10 | 11 | 10 | 10 | 9 | 8 | 7 | 6 | 5 | 4 | 5 | 2 | 7 | 7 | 6 | 5 | 5 | 6 | 7 | 7 | 6 | 6 | 7 | 9 | 10 | 12 | 13 | 13 | 11 | 10 | 10 | 9 | | |
| | SW | SSW | SSE | SE | SE | SSE | SSE | S | S | S | SSW | SSW | SSW | SSW | SSW | SSW | SSW | SSW | SSW | SSW | SSW | SW | SW | SW | SW | SSW | SSW | SSE | SSE | SSE | SSE | S | S | S | S | | |
| Exxon 3 | 5 | 5 | 8 | 10 | 11 | 11 | 10 | 10 | 9 | 8 | 7 | 6 | 5 | 5 | 3 | 8 | 7 | 6 | 6 | 6 | 6 | 7 | 8 | 7 | 7 | 8 | 10 | 11 | 13 | 14 | 12 | 11 | 10 | 11 | 10 | | |
| | SSW | S | SE | SE | SSE | SSE | S | S | S | S | SSW | SSW | SSW | SSW | SSW | SSW | SSW | SSW | SSW | SSW | SSW | SW | SW | SW | SW | SSW | SSE | SSE | SSE | SSE | SSE | S | S | S | SSW | | |
| Morgans Point | 5 | 7 | 11 | 12 | 13 | 12 | 12 | 11 | 10 | 10 | 9 | 8 | 7 | 6 | 9 | 9 | 8 | 8 | 8 | 7 | 7 | 8 | 8 | 7 | 7 | 8 | 10 | 12 | 13 | 15 | 15 | 15 | 14 | 13 | 12 | 11 | |
| | 7 | 8 | 12 | 15 | 16 | 16 | 15 | 16 | 16 | 16 | 17 | 17 | 17 | 15 | 16 | 14 | 12 | 11 | 11 | 10 | 9 | 10 | 10 | 10 | 10 | 9 | 10 | 12 | 14 | 15 | 18 | 18 | 17 | 17 | 16 | 15 | 14 |
| 75/76 | S | SE | SE | SE | SSE | SSE | SSE | S | S | SSW | SSW | SSW | SSW | SSW | SSW | SSW | SSW | SSW | SSW | SSW | SSW | SW | SW | SW | SSW | SSW | SSE | SSE | SSE | SSE | SSE | S | S | S | SSW | | |
| | 4 | 8 | 13 | 14 | 15 | 14 | 13 | 14 | 13 | 13 | 12 | 11 | 10 | 10 | 9 | 12 | 12 | 11 | 10 | 9 | 10 | 9 | 9 | 9 | 8 | 8 | 9 | 11 | 14 | 15 | 17 | 17 | 17 | 16 | 16 | 15 | 14 |
| 63/64 | 7 | 9 | 14 | 16 | 17 | 16 | 16 | 17 | 16 | 18 | 18 | 17 | 15 | 16 | 15 | 13 | 13 | 12 | 12 | 11 | 11 | 11 | 11 | 11 | 11 | 10 | 11 | 13 | 15 | 17 | 19 | 19 | 18 | 17 | 16 | 15 | 14 |
| | SSE | ESE | SE | SE | SSE | SSE | S | S | SSW | SSW | SSW | SSW | SSW | SSW | SSW | SSW | SSW | SSW | SSW | SSW | SSW | SW | SW | SW | SSW | S | SSE | SSE | SSE | SSE | SSE | S | S | S | SSW | | |
| 51/52 | 5 | 9 | 12 | 14 | 14 | 13 | 14 | 14 | 13 | 14 | 13 | 14 | 13 | 12 | 10 | 11 | 10 | 12 | 12 | 12 | 11 | 10 | 10 | 9 | 8 | 8 | 9 | 11 | 14 | 15 | 16 | 17 | 17 | 16 | 15 | 14 | |
| | 7 | 9 | 13 | 15 | 16 | 15 | 16 | 17 | 16 | 17 | 16 | 17 | 15 | 16 | 15 | 13 | 14 | 13 | 12 | 12 | 11 | 11 | 11 | 11 | 11 | 11 | 11 | 13 | 15 | 16 | 18 | 19 | 18 | 17 | 16 | 16 | |
| 37/38 | S | SE | SE | SSE | SSE | SSE | S | S | SSW | SSW | SSW | SSW | SSW | SSW | SSW | SSW | SSW | SSW | SSW | SSW | SSW | SW | SW | SW | SSW | S | SSE | SSE | SSE | SSE | S | S | S | S | SSW | | |
| | 7 | 9 | 11 | 13 | 14 | 13 | 14 | 15 | 14 | 15 | 14 | 13 | 13 | 11 | 12 | 11 | 12 | 12 | 12 | 11 | 11 | 11 | 10 | 9 | 8 | 9 | 10 | 11 | 13 | 14 | 15 | 16 | 16 | 16 | 15 | 14 | |
| 25/26 | 8 | 8 | 9 | 10 | 12 | 11 | 12 | 13 | 13 | 12 | 11 | 12 | 10 | 10 | 10 | 10 | 10 | 10 | 10 | 10 | 9 | 9 | 9 | 9 | 9 | 10 | 10 | 11 | 11 | 12 | 12 | 13 | 13 | 12 | 11 | 11 | 11 |
| | SSW | S | S | S | S | S | S | S | S | S | S | SSW | SSW | SSW | SSW | SSW | SSW | SSW | SSW | SSW | SSW | SW | SW | SW | SSW | SSW | S | S | S | S | S | S | S | S | S | SSW | |
| 11/12 | 8 | 8 | 8 | 9 | 11 | 11 | 12 | 13 | 13 | 13 | 12 | 12 | 11 | 10 | 11 | 10 | 10 | 10 | 10 | 10 | 9 | 9 | 9 | 9 | 9 | 9 | 10 | 11 | 11 | 12 | 12 | 13 | 14 | 14 | 13 | 13 | 13 |
| | 9 | 8 | 9 | 10 | 12 | 13 | 14 | 16 | 17 | 16 | 16 | 16 | 14 | 14 | 15 | 12 | 12 | 12 | 12 | 11 | 11 | 11 | 11 | 11 | 11 | 11 | 11 | 11 | 12 | 13 | 14 | 14 | 13 | 13 | 13 | 13 | |
| 1 & 2 Bravo | SSW | SSW | S | S | S | S | S | S | S | S | S | S | SSW | SSW | SSW | SSW | SSW | SSW | SSW | SSW | SSW | SW | SW | SW | SSW | SSW | SSW | S | S | S | S | S | S | S | S | SSW | |
| | 8 | 7 | 7 | 8 | 10 | 11 | 12 | 14 | 15 | 15 | 14 | 15 | 13 | 12 | 13 | 12 | 13 | 13 | 12 | 12 | 11 | 11 | 11 | 10 | 9 | 9 | 9 | 10 | 10 | 12 | 12 | 13 | 13 | 13 | 13 | 13 | 13 |
| | 9 | 8 | 8 | 9 | 11 | 12 | 14 | 16 | 17 | 17 | 16 | 16 | 14 | 14 | 14 | 14 | 14 | 14 | 14 | 14 | 13 | 12 | 12 | 11 | 11 | 10 | 10 | 11 | 13 | 14 | 14 | 14 | 14 | 14 | 14 | 14 | 14 |
| | SSW | SSW | S | S | S | S | S | S | S | S | S | S | SSW | SSW | SSW | SSW | SSW | SSW | SSW | SSW | SSW | SW | SW | SW | SSW | SSW | SSW | S | S | S | S | S | S | S | S | SSW | |

NOTE: This is automated data that may/may not agree with the official BAM thinking that's found on the daily slides. This data should be used as a guide only

Houston Pilots: Sat. 8/5/2023



Forecast Discussion

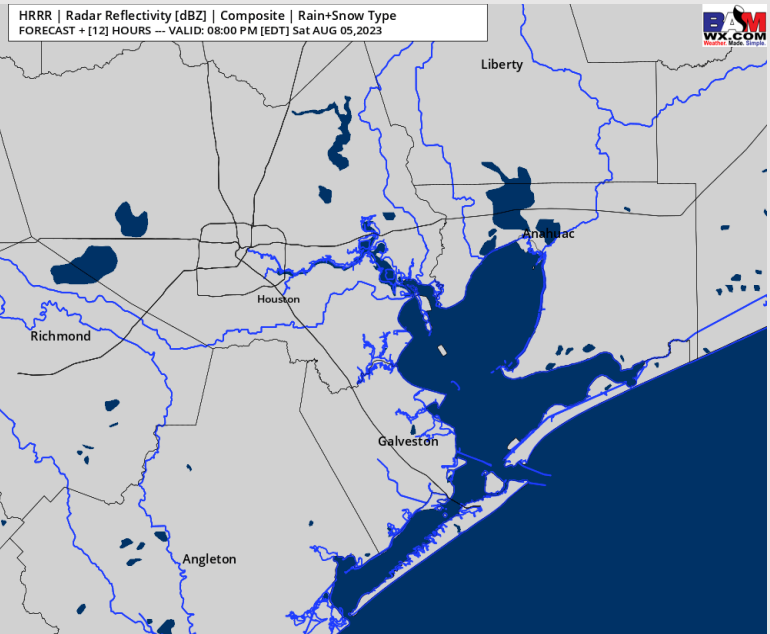
Precip: Favoring dry conditions for the remainder of the day.

Wind: Winds will be out of the S/SW throughout the day for all stations. For stations N of Morgan's Point, winds of 2-7 kts will continue through 3 PM. After 3 PM, favoring winds N of Morgan's Point to gradually increase to 7-12 kts for the rest of the day. For Stations S of Morgan's Point winds will increase to 12-17 kts by 1 PM and remain at that clip for the remainder of the day. **Wind gusts of 15-20 kts will be possible for all stations after 5 PM Saturday.**

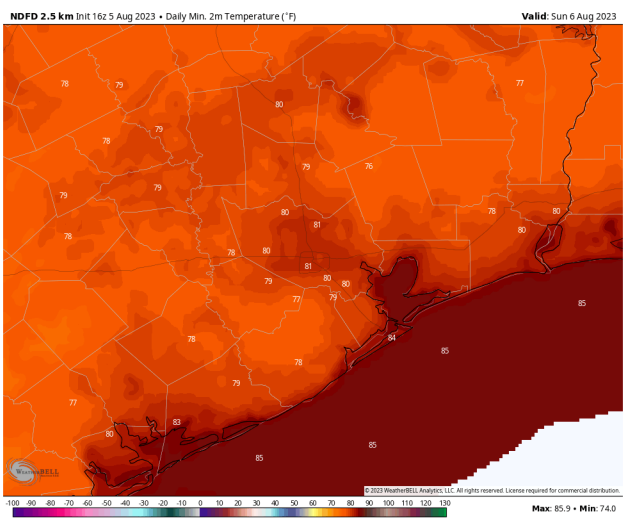
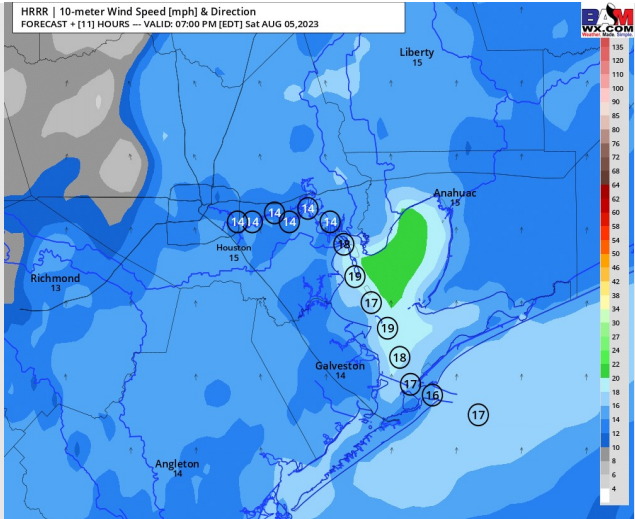
Temps: Low temperatures tonight will be in the mid 80s for Stations S of Morgan's Point and in the upper 70s/low 80s for Stations N of Morgan's Point

Visibility: Not anticipating any visibility concerns at this time.

Precip Image: 7 PM CT



Wind Speed:
6 PM CT



Low Temps
Tonight

Houston Pilots: Sun. 8/6/2023



Forecast Discussion

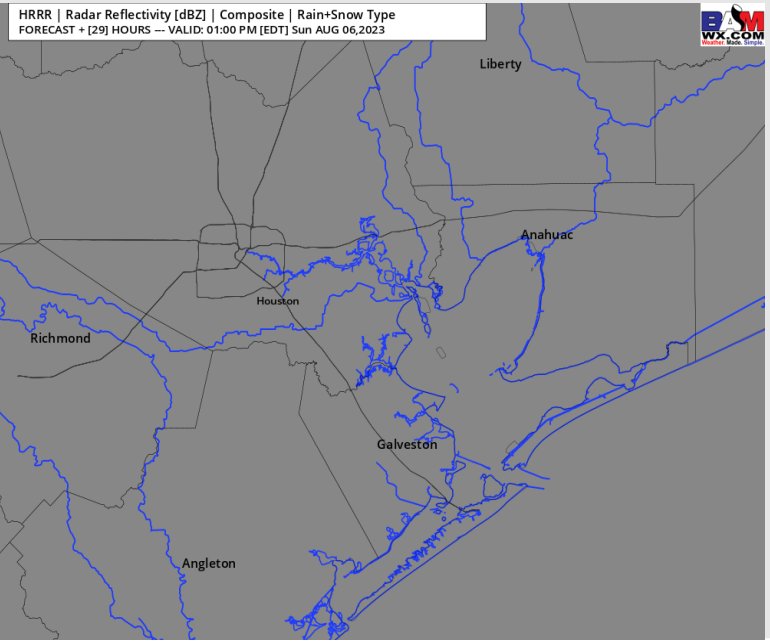
Precip: Favoring dry conditions throughout the day Sunday.

Wind: Winds will be out of the S/SW throughout the day. For Stations N of Morgan's Point winds will be 4-9kts until 4 PM. After 4 PM winds will gradually increase to 8-13 kts for the rest of the day. Winds for Stations S of Morgan's Point will be 12-17 kts until 10 AM, after which time winds will calm to 4-9 kts until 2 PM. After 2 PM, winds will back pick up to 12-17 kts for the rest of the day. **Wind gusts of 15-20 kts are possible for all Stations after 6 PM.**

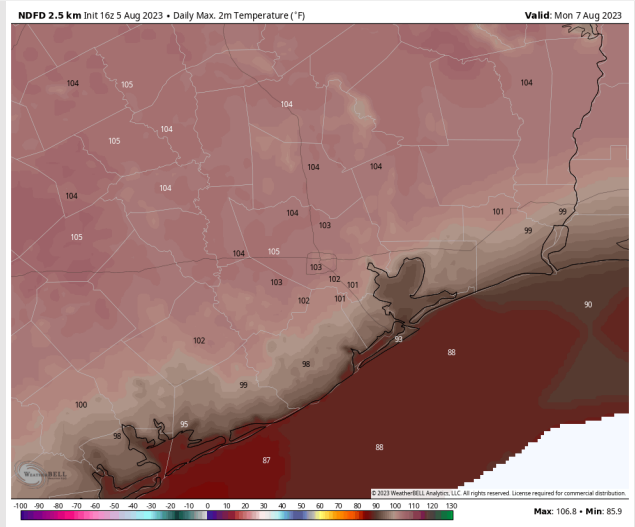
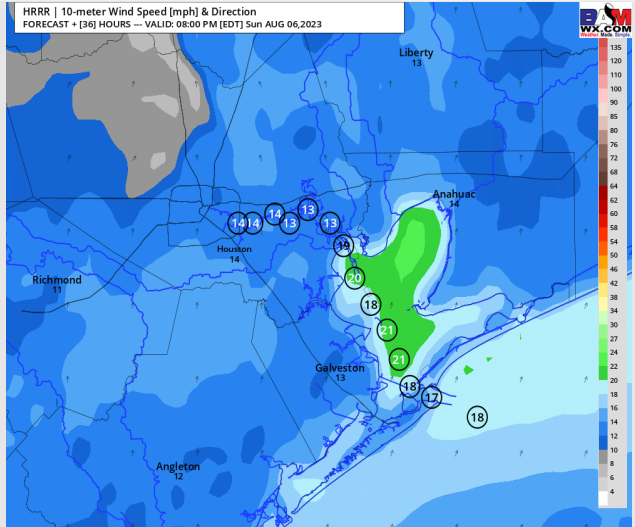
Temps: High temperatures Sunday will be in the upper 80s F for the Boarding Station, low/mid 90s F for all other Stations S of Morgan's Point and upper 90s/low 100s F N of Morgan's Point.

Visibility: Not anticipating any visibility concerns at this time.

Precip Image: 12 PM CT



Wind Speed:
7 PM CT



High Temps
Sunday

Forecast Discussion

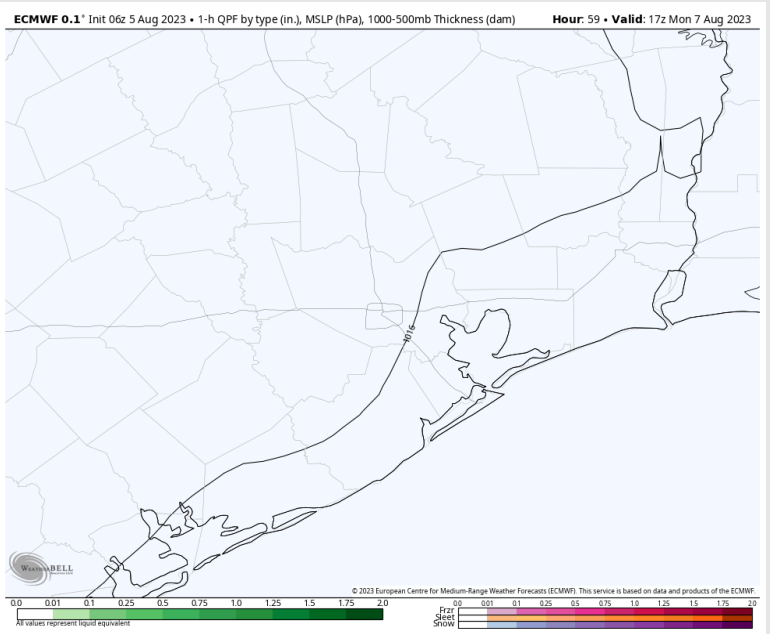
Precip: Favoring dry conditions throughout the day Monday.

Wind: Winds will remain from the SSW throughout the day. Winds N of Morgan's Point will be 6-11 kts throughout the day. Winds S of Morgan's Point will be at 12-17 kts until 10 AM. Then after 10 AM, favoring winds S of Morgan's Point to decrease slightly to 10-15 kts through 1 PM. After 1 PM, winds S of Morgan's Point will pick back up to 12-17 kts and remain that way for the rest of the day. **Wind gusts of 15-20 kts will be possible for all stations after 3 PM Monday.**

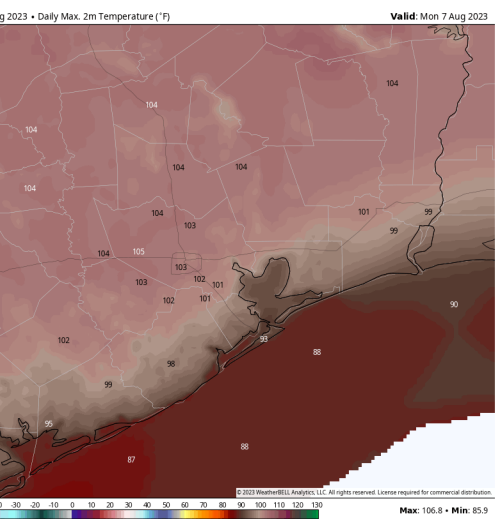
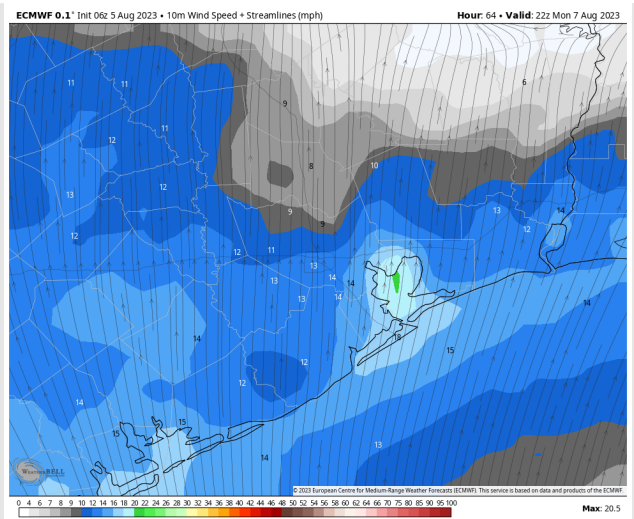
Temps: High temperatures Monday will be in the upper 80s F for the Boarding Station, low/mid 90s F for all other Stations S of Morgan's Point and upper 90s/low 100s F N of Morgan's Point.

Visibility: Not anticipating any visibility concerns at this time.

Precip Image: 12 PM CT



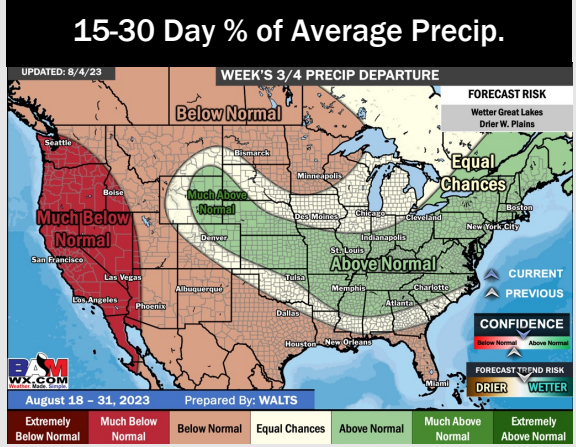
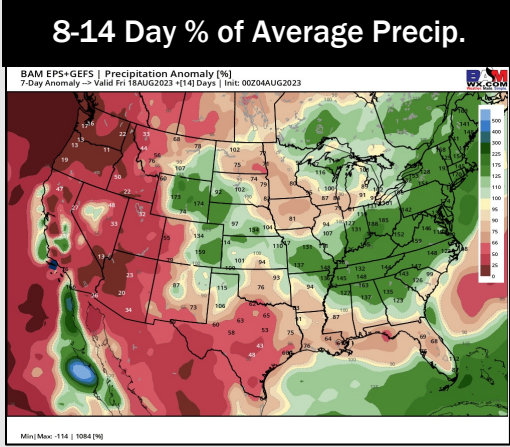
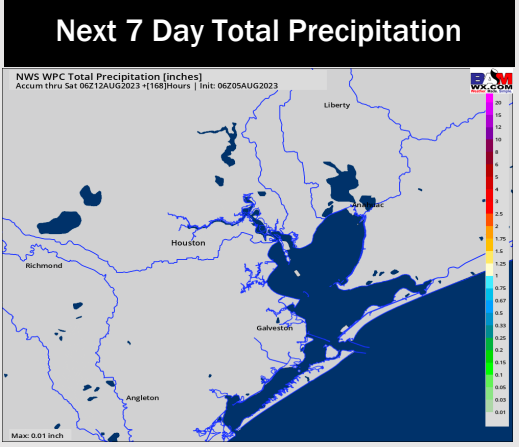
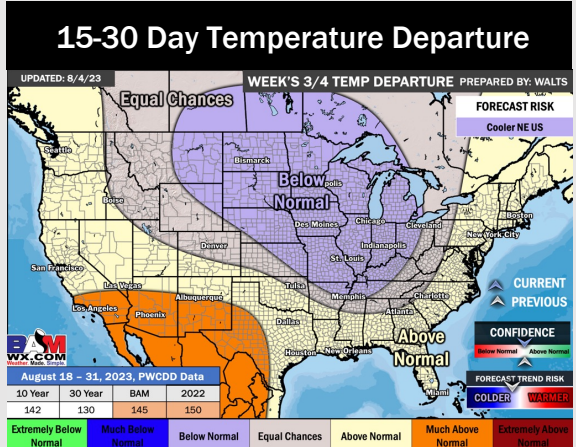
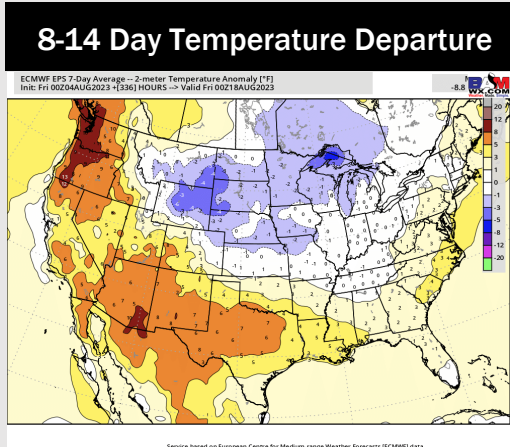
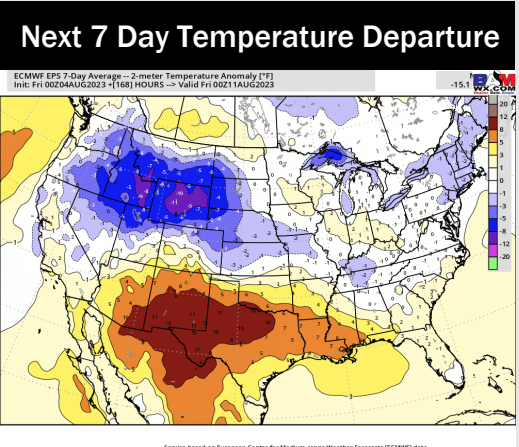
Wind Speed: 5 PM CT



High Temps Monday

Wind Speed: 5 PM CT

Houston Pilots: 8/5/23



- Above normal temperatures are favored over the next week. Anticipating mostly dry conditions for the area over the next week.
- Expecting much below normal precipitation chances and above normal temperatures for the week 2 timeframe.
- Above normal temperatures and below normal chances for precipitation are favored in the weeks 3/4 timeframe.