

Houston Pilots Forecast Package

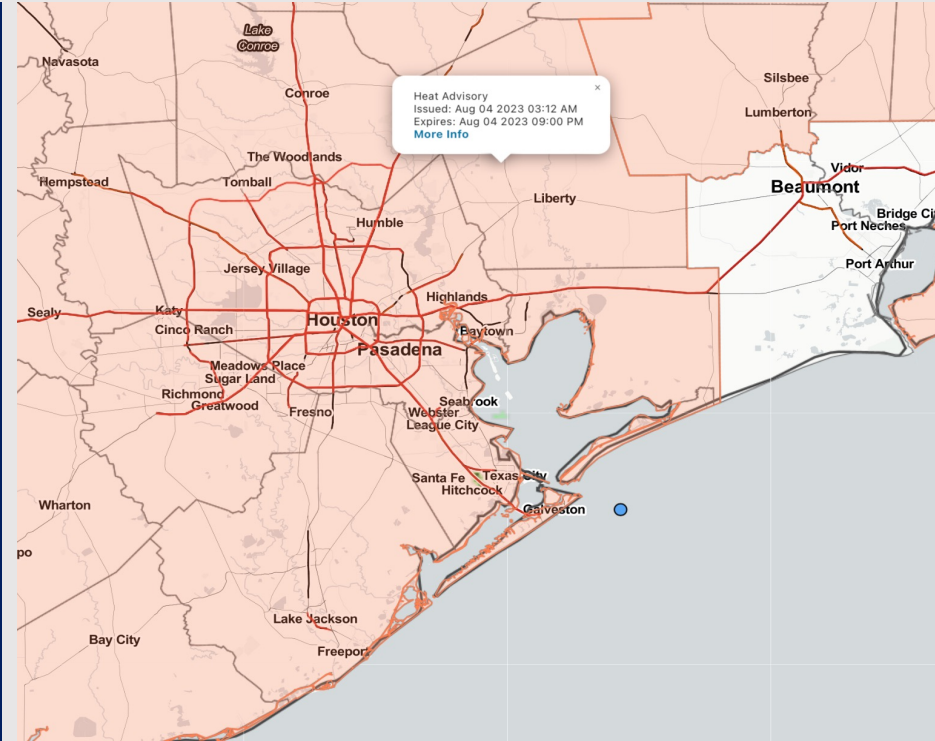


Updated: 1:35 PM CT
Friday, August 4, 2023

Forecaster: Tyler Riggles

Weather Headlines

- Anticipating dry conditions through Sunday.
- Excessive heat concerns (90+ F) to continue throughout at least next week.
- No active tropical threats to SE TX for next 7-10 days.
- Winds are primarily favored to remain calm, especially during the late morning / early afternoon hours (<10 kts) with speeds seldom exceeding 17 kts in the late PM over the next 72 hours. A few gusts of up to 20 kts are possible during the afternoon through Sunday.



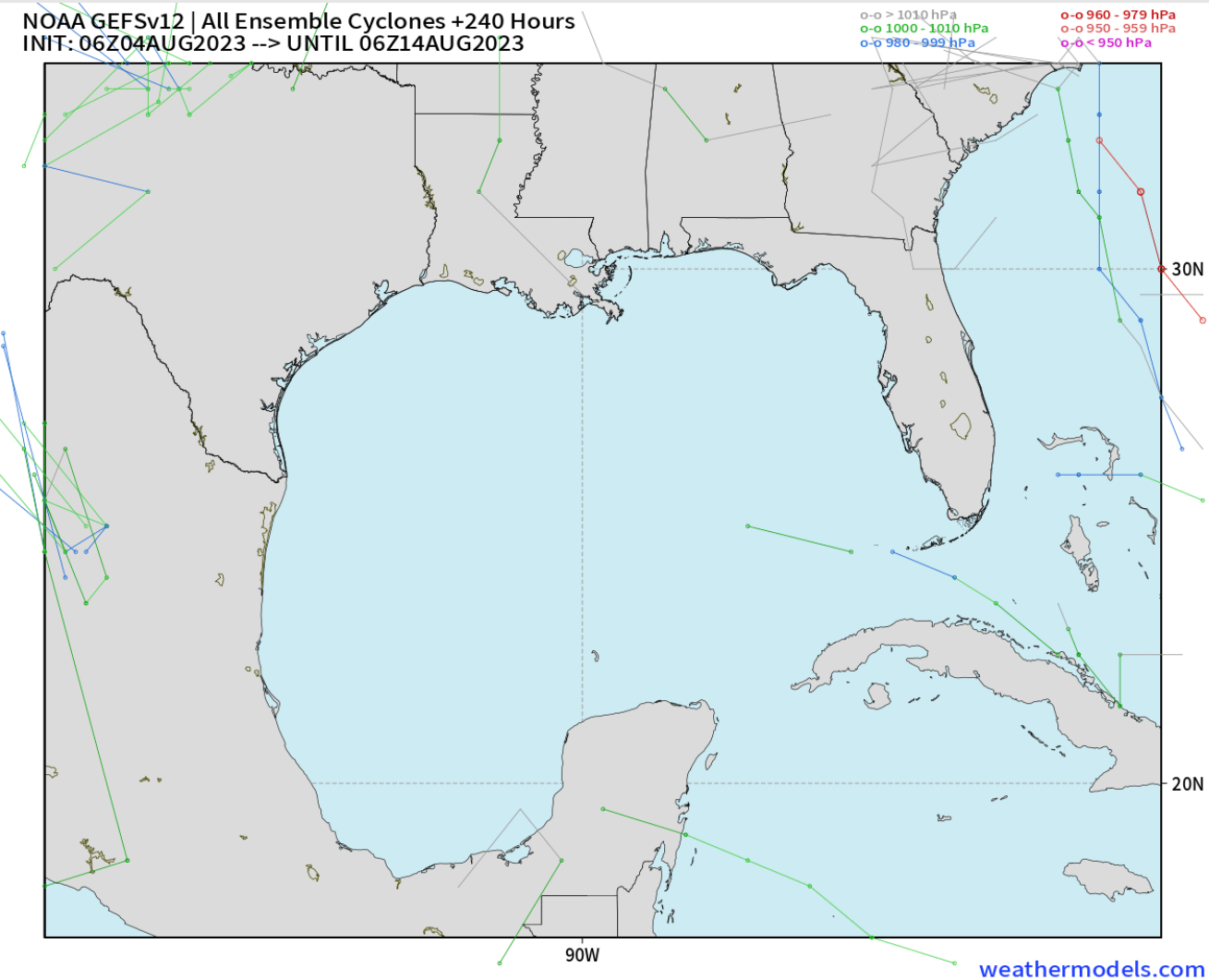
Radar/NWS Alerts: 1:35 PM CT



As always, please do not hesitate to reach out to us with any forecast questions via the chat option on the Weather Porthole or our on-call number, **(317)-560-8122** press 1 for forecast questions.

Houston Pilots Tropical Update

American Model Low Pressure Tracks Next 10-Days



No tropical activity anticipated over the next 10 days for SE TX.

No other areas of interest being noted across the Gulf of Mexico / Western Atlantic

Houston Pilots Visibility Chart (miles)



Forecast Confidence



| Time | Fri 1pm | Fri 2pm | Fri 3pm | Fri 4pm | Fri 5pm | Fri 6pm | Fri 7pm | Fri 8pm | Fri 9pm | Fri 10pm | Fri 11pm | Sat 12am | Sat 1am | Sat 2am | Sat 3am | Sat 4am | Sat 5am | Sat 6am | Sat 7am | Sat 8am | Sat 9am | Sat 10am | Sat 11am | Sat 12pm | Sat 1pm | Sat 2pm | Sat 3pm | Sat 4pm | Sat 5pm | Sat 6pm | Sat 7pm | Sat 8pm | Sat 9pm | Sat 10pm | Sat 11pm | Sun 12am | |
|-------------------|---------|---------|---------|---------|---------|---------|---------|---------|---------|----------|----------|----------|---------|---------|---------|---------|---------|---------|---------|---------|---------|----------|----------|----------|---------|---------|---------|---------|---------|---------|---------|---------|---------|----------|----------|----------|----|
| 610 Bridge | 10 | 10 | 10 | 10 | 10 | 10 | 10 | 10 | 10 | 10 | 10 | 10 | 10 | 10 | 10 | 10 | 10 | 10 | 10 | 10 | 10 | 10 | 10 | 10 | 10 | 10 | 10 | 10 | 10 | 10 | 10 | 10 | 10 | 10 | 10 | 10 | 10 |
| Kinder 1 | 10 | 10 | 10 | 10 | 10 | 10 | 10 | 10 | 10 | 10 | 10 | 10 | 10 | 10 | 10 | 10 | 10 | 10 | 10 | 10 | 10 | 10 | 10 | 10 | 10 | 10 | 10 | 10 | 10 | 10 | 10 | 10 | 10 | 10 | 10 | 10 | 10 |
| Greens Bayou | 10 | 10 | 10 | 10 | 10 | 10 | 10 | 10 | 10 | 10 | 10 | 10 | 10 | 10 | 10 | 10 | 10 | 10 | 10 | 10 | 10 | 10 | 10 | 10 | 10 | 10 | 10 | 10 | 10 | 10 | 10 | 10 | 10 | 10 | 10 | 10 | 10 |
| Shell Crude | 10 | 10 | 10 | 10 | 10 | 10 | 10 | 10 | 10 | 10 | 10 | 10 | 10 | 10 | 10 | 10 | 10 | 10 | 10 | 10 | 10 | 10 | 10 | 10 | 10 | 10 | 10 | 10 | 10 | 10 | 10 | 10 | 10 | 10 | 10 | 10 | 10 |
| Lynchburg Ferries | 10 | 10 | 10 | 10 | 10 | 10 | 10 | 10 | 10 | 10 | 10 | 10 | 10 | 10 | 10 | 10 | 10 | 10 | 10 | 10 | 10 | 10 | 10 | 10 | 10 | 10 | 10 | 10 | 10 | 10 | 10 | 10 | 10 | 10 | 10 | 10 | 10 |
| Exxon 3 | 10 | 10 | 10 | 10 | 10 | 10 | 10 | 10 | 10 | 10 | 10 | 10 | 10 | 10 | 10 | 10 | 10 | 10 | 10 | 10 | 10 | 10 | 10 | 10 | 10 | 10 | 10 | 10 | 10 | 10 | 10 | 10 | 10 | 10 | 10 | 10 | 10 |
| Morgans Point | 10 | 10 | 10 | 10 | 10 | 10 | 10 | 10 | 10 | 10 | 10 | 10 | 10 | 10 | 10 | 10 | 10 | 10 | 10 | 10 | 10 | 10 | 10 | 10 | 10 | 10 | 10 | 10 | 10 | 10 | 10 | 10 | 10 | 10 | 10 | 10 | 10 |
| 75/76 | 10 | 10 | 10 | 10 | 10 | 10 | 10 | 10 | 10 | 10 | 10 | 10 | 10 | 10 | 10 | 10 | 10 | 10 | 10 | 10 | 10 | 10 | 10 | 10 | 10 | 10 | 10 | 10 | 10 | 10 | 10 | 10 | 10 | 10 | 10 | 10 | 10 |
| 63/64 | 10 | 10 | 10 | 10 | 10 | 10 | 10 | 10 | 10 | 10 | 10 | 10 | 10 | 10 | 10 | 10 | 10 | 10 | 10 | 10 | 10 | 10 | 10 | 10 | 10 | 10 | 10 | 10 | 10 | 10 | 10 | 10 | 10 | 10 | 10 | 10 | 10 |
| 51/52 | 10 | 10 | 10 | 10 | 10 | 10 | 10 | 10 | 10 | 10 | 10 | 10 | 10 | 10 | 10 | 10 | 10 | 10 | 10 | 10 | 10 | 10 | 10 | 10 | 10 | 10 | 10 | 10 | 10 | 10 | 10 | 10 | 10 | 10 | 10 | 10 | 10 |
| 37/38 | 10 | 10 | 10 | 10 | 10 | 10 | 10 | 10 | 10 | 10 | 10 | 10 | 10 | 10 | 10 | 10 | 10 | 10 | 10 | 10 | 10 | 10 | 10 | 10 | 10 | 10 | 10 | 10 | 10 | 10 | 10 | 10 | 10 | 10 | 10 | 10 | 10 |
| 25/26 | 10 | 10 | 10 | 10 | 10 | 10 | 10 | 10 | 10 | 10 | 10 | 10 | 10 | 10 | 10 | 10 | 10 | 10 | 10 | 10 | 10 | 10 | 10 | 10 | 10 | 10 | 10 | 10 | 10 | 10 | 10 | 10 | 10 | 10 | 10 | 10 | 10 |
| 11/12 | 10 | 10 | 10 | 10 | 10 | 10 | 10 | 10 | 10 | 10 | 10 | 10 | 10 | 10 | 10 | 10 | 10 | 10 | 10 | 10 | 10 | 10 | 10 | 10 | 10 | 10 | 10 | 10 | 10 | 10 | 10 | 10 | 10 | 10 | 10 | 10 | 10 |
| 1 & 2 Bravo | 10 | 10 | 10 | 10 | 10 | 10 | 10 | 10 | 10 | 10 | 10 | 10 | 10 | 10 | 10 | 10 | 10 | 10 | 10 | 10 | 10 | 10 | 10 | 10 | 10 | 10 | 10 | 10 | 10 | 10 | 10 | 10 | 10 | 10 | 10 | 10 | 10 |

NOTE: This is automated data that may/may not agree with the official BAM thinking that's found on the daily slides or special visibility report slides. This data should be used as a guide only

Houston Pilots Wind Chart



Forecast Confidence



Example

Sustained wind 13 Knots
Gusts 18 Knots
Wind from the N

WS: 13
G:18
N

| Time Knots | Fri 1pm | Fri 2pm | Fri 3pm | Fri 4pm | Fri 5pm | Fri 6pm | Fri 7pm | Fri 8pm | Fri 9pm | Fri 10pm | Fri 11pm | Sat 12am | Sat 1am | Sat 2am | Sat 3am | Sat 4am | Sat 5am | Sat 6am | Sat 7am | Sat 8am | Sat 9am | Sat 10am | Sat 11am | Sat 12pm | Sat 1pm | Sat 2pm | Sat 3pm | Sat 4pm | Sat 5pm | Sat 6pm | Sat 7pm | Sat 8pm | Sat 9pm | Sat 10pm | Sat 11pm | Sun 12am | | |
|-------------------|---------|---------|---------|---------|---------|---------|---------|---------|---------|----------|----------|----------|---------|---------|---------|---------|---------|---------|---------|---------|---------|----------|----------|----------|---------|---------|---------|---------|---------|---------|---------|---------|---------|----------|----------|----------|-----|---|
| 610 Bridge | 2 | 2 | 3 | 7 | 9 | 10 | 9 | 7 | 7 | 7 | 6 | 6 | 5 | 4 | 3 | 5 | 4 | 4 | 4 | 4 | 4 | 6 | 6 | 6 | 5 | 5 | 5 | 6 | 7 | 9 | 10 | 11 | 10 | 10 | 9 | 9 | 8 | 7 |
| Kinder 1 | 3 | 3 | 4 | 10 | 12 | 15 | 13 | 13 | 14 | 14 | 14 | 15 | 14 | 13 | 12 | 8 | 7 | 6 | 7 | 8 | 6 | 9 | 9 | 8 | 7 | 8 | 9 | 10 | 12 | 13 | 14 | 14 | 14 | 14 | 13 | 11 | 7 | |
| | WSW | SSW | S | SE | SSE | SSE | S | S | S | S | S | SSW | SSW | SSW | SSW | SSW | SSW | SSW | SSW | SSW | SSW | SSW | SSW | SSW | SSW | S | SSE | SSE | SSE | SSE | S | S | S | S | S | SSW | | |
| Greens Bayou | 2 | 2 | 4 | 8 | 9 | 10 | 9 | 7 | 7 | 7 | 6 | 6 | 4 | 4 | 3 | 5 | 4 | 4 | 4 | 4 | 6 | 6 | 6 | 5 | 5 | 6 | 7 | 9 | 10 | 11 | 10 | 10 | 9 | 9 | 8 | 7 | | |
| | WSW | SSE | SE | SE | SSE | SSE | S | S | S | S | SSW | SSW | SSW | SSW | SSW | SSW | SSW | SSW | SSW | SSW | SSW | SSW | SSW | SSW | SSW | S | SSE | SSE | SSE | SSE | S | S | S | S | S | SSW | | |
| Shell Crude | 2 | 4 | 9 | 9 | 9 | 10 | 9 | 8 | 7 | 7 | 6 | 5 | 4 | 3 | 3 | 5 | 4 | 4 | 4 | 4 | 6 | 6 | 6 | 5 | 5 | 6 | 8 | 9 | 10 | 11 | 11 | 10 | 9 | 9 | 8 | 7 | | |
| | SW | SSE | SE | SSE | SSE | SSE | S | S | S | S | S | SSW | SSW | SSW | SSW | SSW | SSW | SSW | SSW | SSW | SSW | SSW | SSW | SSW | SSW | SSE | SSE | SSE | SSE | S | S | S | S | S | S | SSW | | |
| Lynchburg Ferries | 2 | 4 | 10 | 10 | 10 | 10 | 9 | 8 | 7 | 6 | 6 | 5 | 4 | 3 | 3 | 5 | 5 | 4 | 4 | 5 | 6 | 7 | 6 | 6 | 6 | 7 | 9 | 10 | 12 | 12 | 10 | 10 | 10 | 9 | 8 | 8 | | |
| | SW | SSE | SSE | SSE | SSE | SSE | S | S | S | S | S | SSW | SSW | SSW | SSW | SSW | SSW | SSW | SSW | SSW | SSW | SSW | SSW | SSW | SSW | SSE | SSE | SSE | SSE | S | S | S | S | S | S | SSW | | |
| Exxon 3 | 4 | 7 | 10 | 11 | 11 | 11 | 9 | 8 | 8 | 7 | 7 | 6 | 4 | 4 | 3 | 6 | 5 | 5 | 5 | 5 | 6 | 7 | 6 | 6 | 7 | 8 | 10 | 11 | 13 | 13 | 12 | 11 | 10 | 10 | 9 | 8 | | |
| | S | SSE | SSE | SSE | SSE | SSE | S | S | S | S | S | S | SSW | SSW | SSW | SSW | SSW | SSW | SSW | SSW | SSW | SSW | SSW | SSW | SSW | SSE | SSE | SSE | SSE | S | S | S | S | S | S | SSW | | |
| Morgans Point | 7 | 10 | 12 | 13 | 12 | 12 | 11 | 10 | 10 | 9 | 9 | 8 | 6 | 6 | 5 | 8 | 7 | 6 | 6 | 6 | 7 | 7 | 7 | 8 | 10 | 11 | 13 | 14 | 14 | 14 | 13 | 12 | 11 | 10 | 10 | 10 | | |
| | SSE | SSE | SSE | SSE | SSE | SSE | S | S | S | S | SSW | SSW | SSW | SSW | SSW | SSW | SSW | SSW | SSW | SSW | SSW | SSW | SSW | SSW | SSE | SSE | SSE | SSE | SSE | S | S | S | S | S | S | SSW | | |
| 75/76 | 8 | 12 | 14 | 14 | 14 | 13 | 13 | 13 | 12 | 12 | 12 | 12 | 11 | 9 | 8 | 9 | 8 | 8 | 8 | 8 | 8 | 8 | 8 | 7 | 7 | 9 | 11 | 13 | 14 | 16 | 16 | 16 | 15 | 15 | 13 | 12 | 12 | |
| | SE | SE | SSE | SSE | SSE | S | S | S | S | SSW | SSW | SSW | SSW | SSW | SSW | SSW | SSW | SSW | SSW | SSW | SSW | SSW | SSW | SSW | SSE | SSE | SSE | SSE | S | S | S | S | S | S | S | SSW | | |
| 63/64 | 8 | 12 | 13 | 14 | 14 | 13 | 13 | 13 | 12 | 12 | 12 | 11 | 10 | 10 | 9 | 10 | 9 | 8 | 8 | 8 | 8 | 7 | 7 | 7 | 9 | 11 | 13 | 14 | 15 | 16 | 16 | 15 | 14 | 13 | 12 | 12 | | |
| | SE | SE | SSE | SSE | SSE | S | S | S | SSW | SSW | SSW | SSW | SSW | SSW | SSW | SSW | SSW | SSW | SSW | SSW | SSW | SSW | SSW | SSE | SSE | SSE | SSE | S | S | S | S | S | S | S | S | SSW | | |
| 51/52 | 8 | 10 | 12 | 13 | 14 | 14 | 13 | 14 | 13 | 12 | 12 | 12 | 11 | 10 | 10 | 10 | 9 | 8 | 8 | 8 | 7 | 7 | 8 | 9 | 10 | 11 | 12 | 13 | 14 | 16 | 15 | 15 | 13 | 13 | 12 | 12 | | |
| | SSE | SSE | SSE | S | S | S | S | S | SSW | SSW | SSW | SSW | SSW | SSW | SSW | SSW | SSW | SSW | SSW | SSW | SSW | SSW | SSW | SSE | SSE | SSE | SSE | S | S | S | S | S | S | S | S | SSW | | |
| 37/38 | 8 | 9 | 11 | 13 | 14 | 14 | 13 | 13 | 13 | 12 | 12 | 12 | 11 | 10 | 10 | 9 | 8 | 8 | 7 | 8 | 8 | 8 | 8 | 9 | 10 | 11 | 12 | 13 | 14 | 15 | 14 | 14 | 14 | 12 | 11 | 11 | | |
| | SSE | SSE | SSE | S | S | S | S | SSW | SSW | SSW | SSW | SSW | SSW | SSW | SSW | SSW | SSW | SSW | SSW | SSW | SSW | SSW | SSW | SSE | SSE | SSE | SSE | S | S | S | S | S | S | S | S | SSW | | |
| 25/26 | 8 | 9 | 10 | 12 | 13 | 13 | 12 | 12 | 11 | 11 | 11 | 10 | 10 | 9 | 9 | 8 | 8 | 7 | 7 | 7 | 8 | 8 | 8 | 9 | 9 | 10 | 11 | 12 | 12 | 12 | 12 | 11 | 10 | 9 | 10 | 10 | | |
| | S | S | S | S | S | S | S | SSW | SSW | SSW | SSW | SSW | SSW | SSW | SSW | SSW | SSW | SSW | SSW | SSW | SSW | SSW | SSW | S | S | S | S | S | S | S | S | S | S | S | S | S | SSW | |
| 11/12 | 8 | 9 | 10 | 12 | 13 | 13 | 12 | 11 | 11 | 11 | 11 | 10 | 10 | 9 | 9 | 8 | 8 | 7 | 8 | 8 | 8 | 8 | 8 | 9 | 9 | 10 | 11 | 11 | 11 | 11 | 11 | 10 | 10 | 10 | 10 | 10 | | |
| | S | S | S | S | S | S | S | SSW | SSW | SSW | SSW | SSW | SSW | SSW | SSW | SSW | SSW | SSW | SSW | SSW | SSW | SSW | SSW | SSW | S | S | S | S | S | S | S | S | S | S | S | S | SSW | |
| 1 & 2 Bravo | 7 | 8 | 10 | 12 | 14 | 14 | 14 | 13 | 14 | 14 | 14 | 14 | 12 | 12 | 11 | 11 | 10 | 9 | 9 | 9 | 9 | 8 | 8 | 8 | 9 | 9 | 10 | 11 | 12 | 12 | 12 | 12 | 11 | 11 | 11 | 12 | | |
| | S | S | S | S | S | S | S | SSW | SSW | SSW | SSW | SSW | SSW | SSW | SSW | SSW | SSW | SSW | SSW | SSW | SSW | SSW | SSW | SSW | S | S | S | S | S | S | S | S | S | S | S | S | SSW | |

NOTE: This is automated data that may/may not agree with the official BAM thinking that's found on the daily slides.
This data should be used as a guide only

Houston Pilots: Fri. 8/4/2023



Forecast Discussion

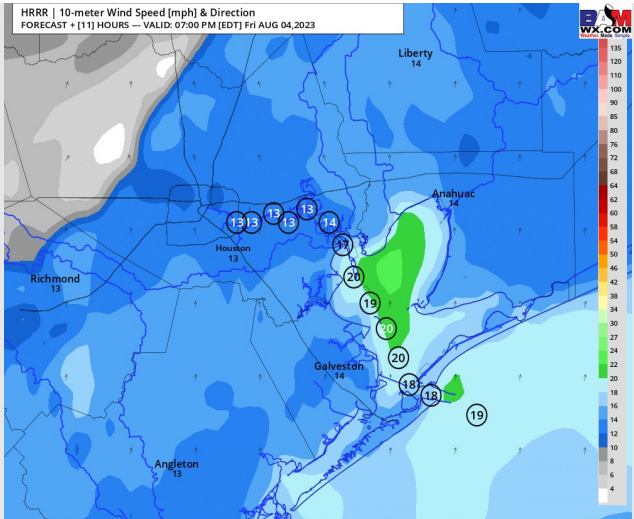
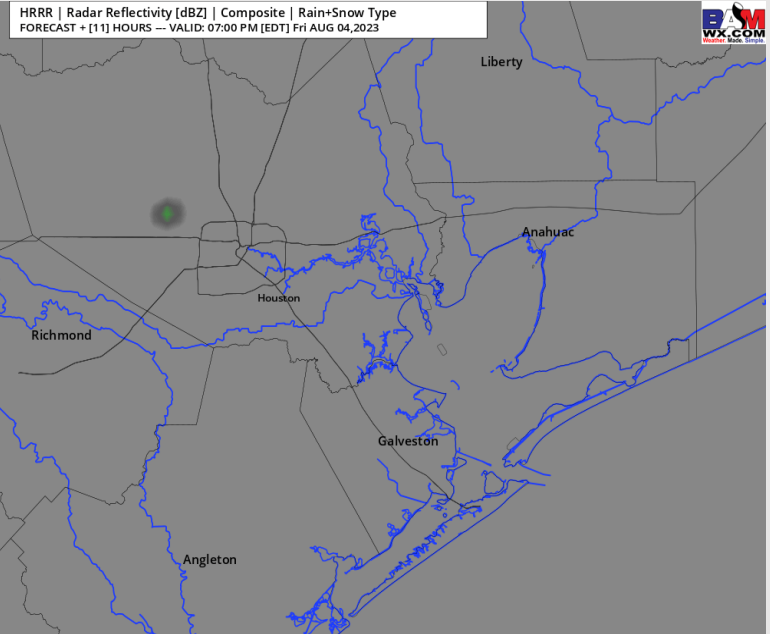
Precip: Favoring mostly dry conditions for the remainder of the day, aside from an isolated chance of pop-up showers (10%) until 6 PM.

Wind: Winds will remain from the SSW throughout the remainder of the day. Winds N of Morgan's Point will be 2-7 kts until 4 PM. After 4 PM, favoring winds to increase to 7-12 kts for the rest of the day. Winds S of Morgan's Point will be at 2-7 kts until 2 PM. Then after 2 PM, favoring winds S of Morgan's Point will increase to 12-17 kts for the rest of the day. **Wind gusts of 15-20 kts will be possible for all stations after 5 PM Friday.**

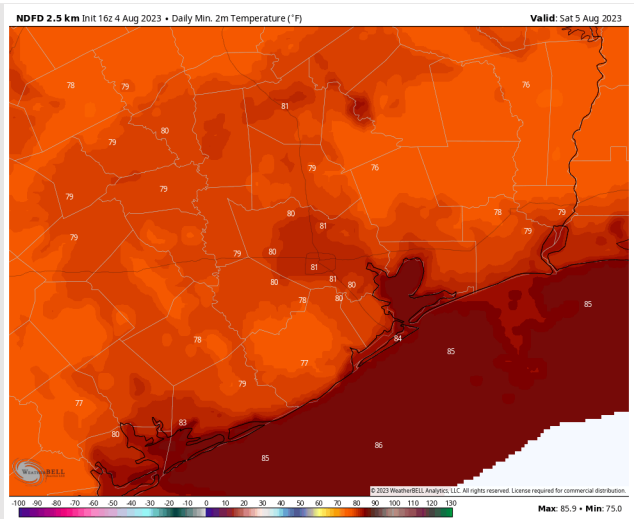
Temps: Low temperatures tonight will be in the mid 80s F for Stations S of Morgan's Point and in the upper 70s/low 80s F for Stations N of Morgan's Point

Visibility: Not anticipating any visibility concerns at this time.

Precip Image: 6 PM CT



Wind Speed:
6 PM CT



Low Temps
Tonight

Houston Pilots: Sat. 8/5/2023



Forecast Discussion

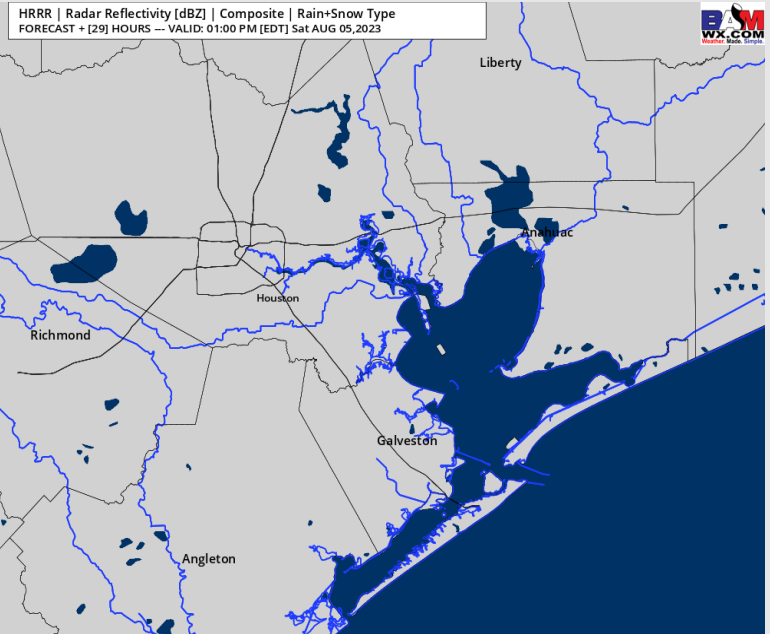
Precip: Favoring dry conditions throughout the day Saturday.

Wind: Winds will be out of the S/SW throughout the day for all stations. For stations N of Morgan's Point, winds of 2-7 kts will continue through 5 PM. After 5 PM, favoring winds N of Morgan's Point to increase to 7-12 kts for the rest of the day. For Stations S of Morgan's Point winds will be at 10-15 kts through 9 AM, after winds will calm to 5-10 kts through 1 PM. After 1 PM winds will increase back to 12-17 kts for the rest of the day. **Wind gusts of 15-20 kts will be possible for all stations after 5 PM Saturday.**

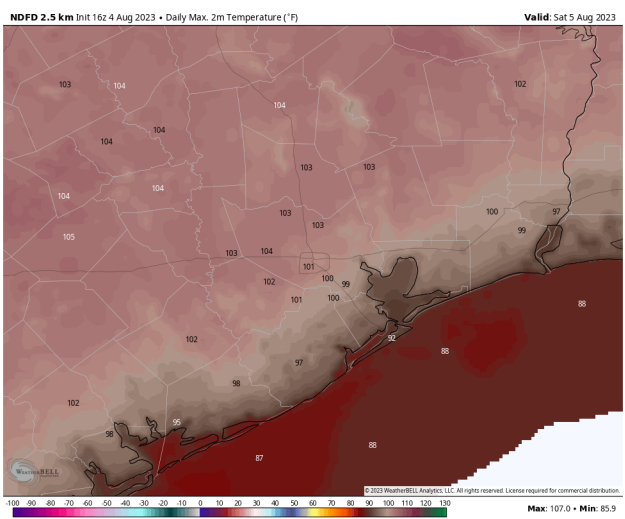
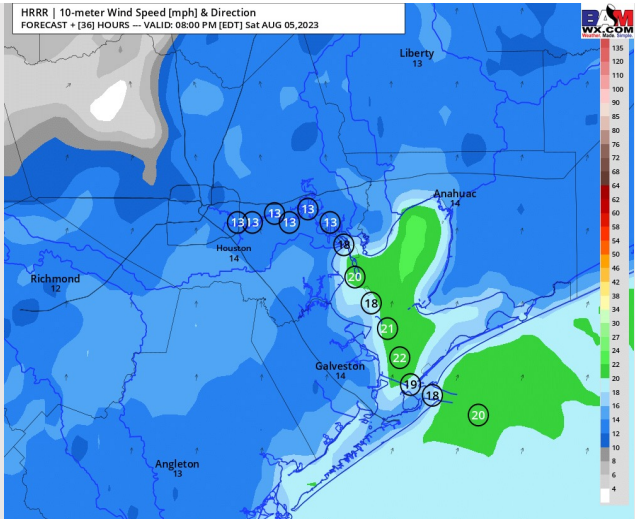
Temps: High temperatures Saturday will be in the upper 80s F for the Boarding Station, low/mid 90s F for all other Stations S of Morgan's Point and upper 90s/low 100s F N of Morgan's Point.

Visibility: Not anticipating any visibility concerns at this time.

Precip Image: 12 PM CT



Wind Speed:
7 PM CT



High Temps
Saturday

Houston Pilots: Sun. 8/6/2023

Forecast Discussion

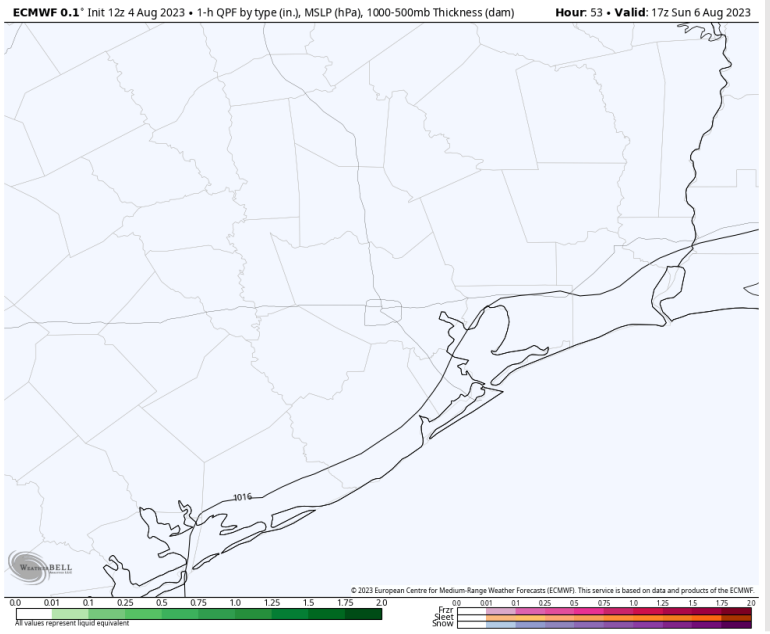
Precip: Favoring dry conditions throughout the day Sunday.

Wind: Winds will be out of the SW throughout the day. For Stations N of Morgan's Point winds will be 4-9kts until 6 PM. After 6 PM winds will increase to 8-13 kts for the rest of the day. Winds for Stations S of Morgan's Point will be 8-13 kts until 10 AM, after which time winds will calm to 4-9 kts until 3 PM. After 3 PM, winds will pick up to 10-15 kts for the rest of the day. **Wind gusts of 15-20 kts are possible for all Station after 6 PM.**

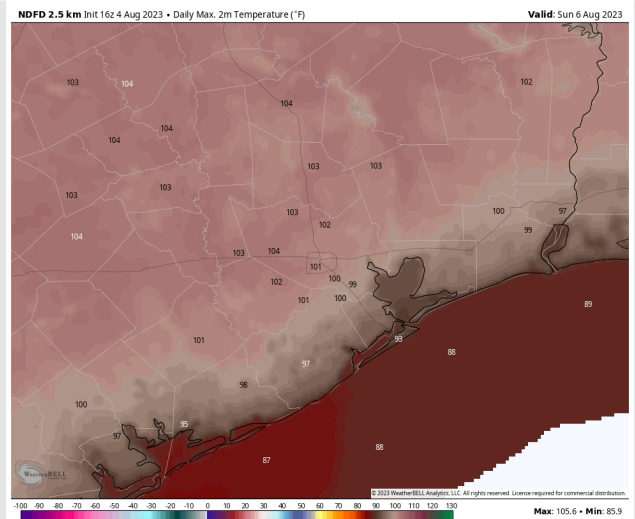
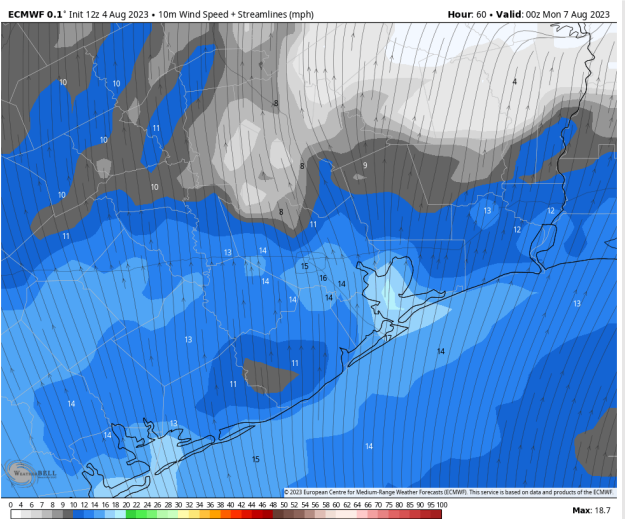
Temps: High temperatures Sunday will be in the upper 80s F for the Boarding Station, low/mid 90s F for all other Stations S of Morgan's Point and upper 90s/low 100s F N of Morgan's Point.

Visibility: Not anticipating any visibility concerns at this time.

Precip Image: 12 PM CT

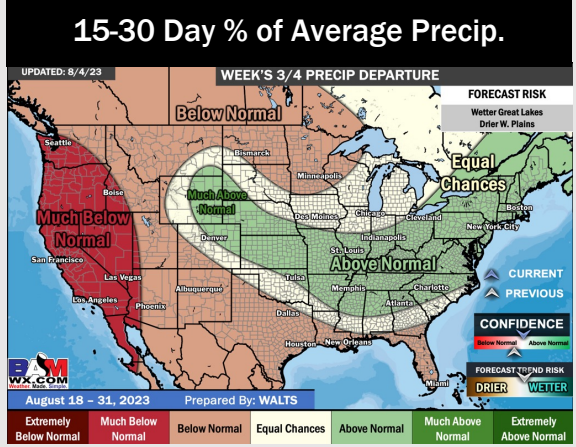
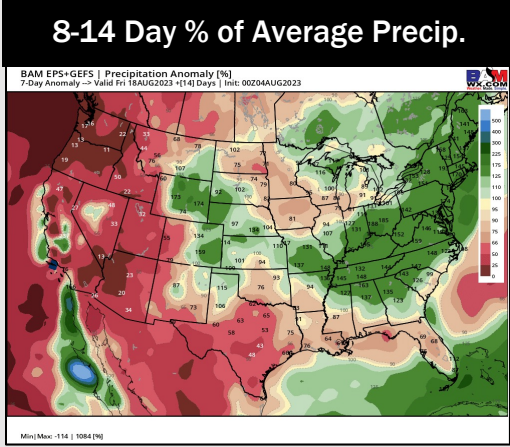
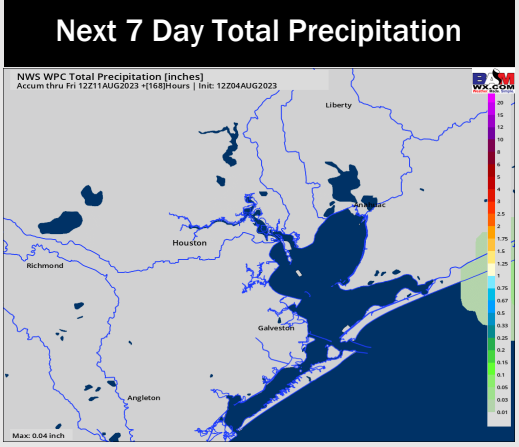
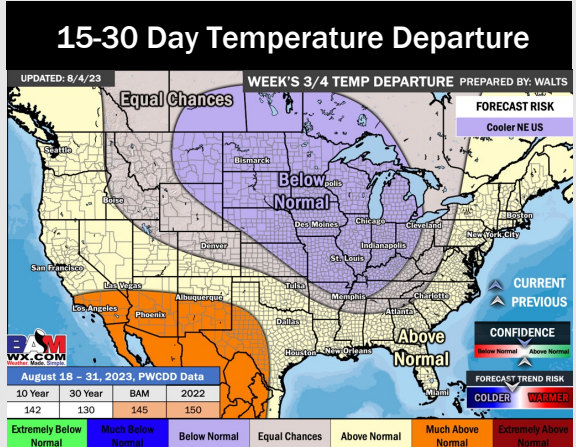
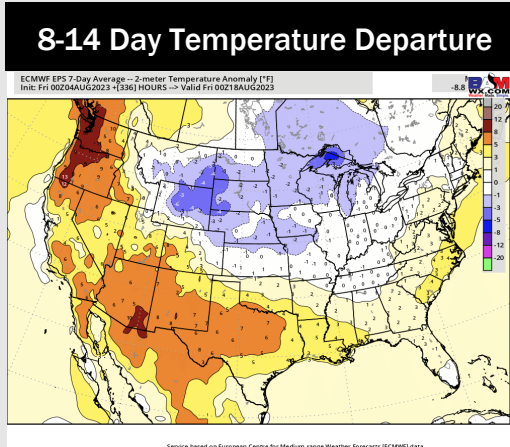
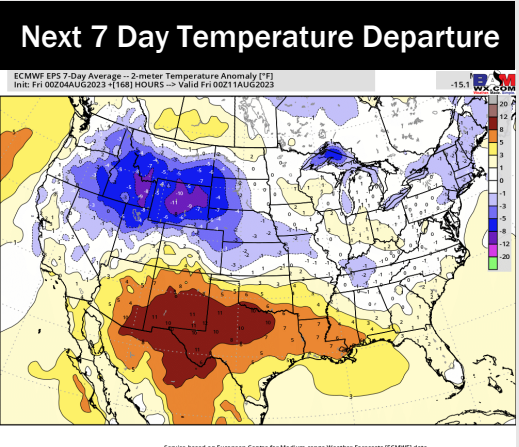


**Wind Speed:
7 PM CT**



**High Temps
Sunday**

Houston Pilots: 8/4/23



- Above normal temperatures are favored over the next week. Anticipating mostly dry conditions for the area over the next week.
- Expecting much below normal precipitation chances and above normal temperatures for the week 2 timeframe.
- Above normal temperatures and below normal chances for precipitation are favored in the weeks 3/4 timeframe.