

Houston Pilots Forecast Package



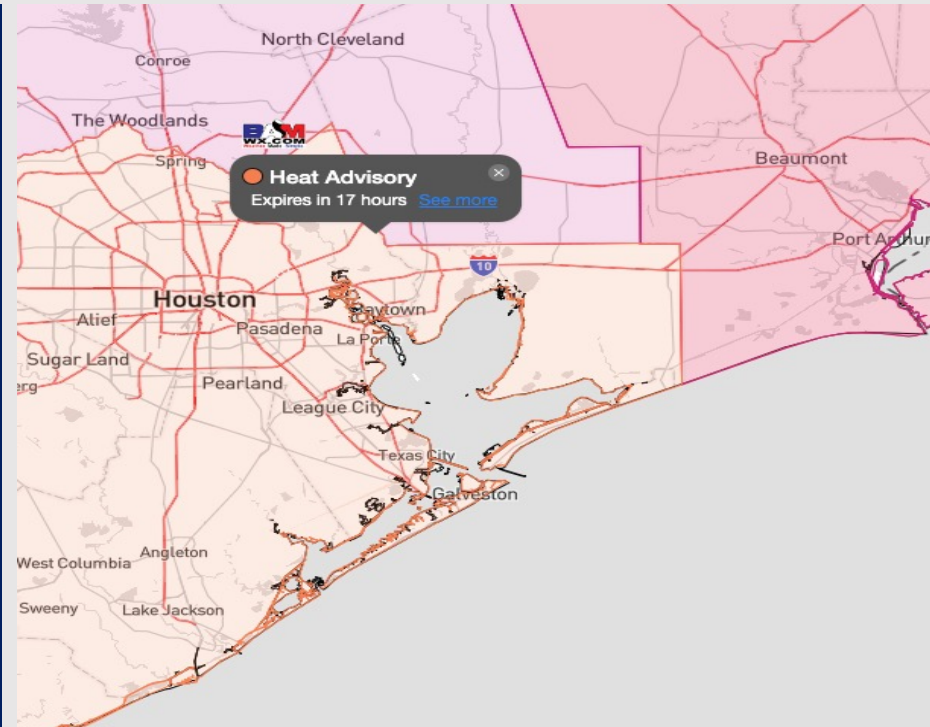
Updated: 4:45 AM CT

Wednesday, August 2, 2023

Forecaster: Xander Lowry

Weather Headlines

- Anticipating a dry 72-hour stretch through Friday.
- Excessive heat concerns (90+ F) to continue throughout at least next week.
- No active tropical threats to SE TX for next 7-10 days.
- Winds are primarily favored to remain calm, especially during the late morning / early afternoon hours (<10 kts) with speeds seldom exceeding 17 kts in the late PM over the next 72 hours. A few gusts of up to 21 kts are possible during the afternoon through Friday.



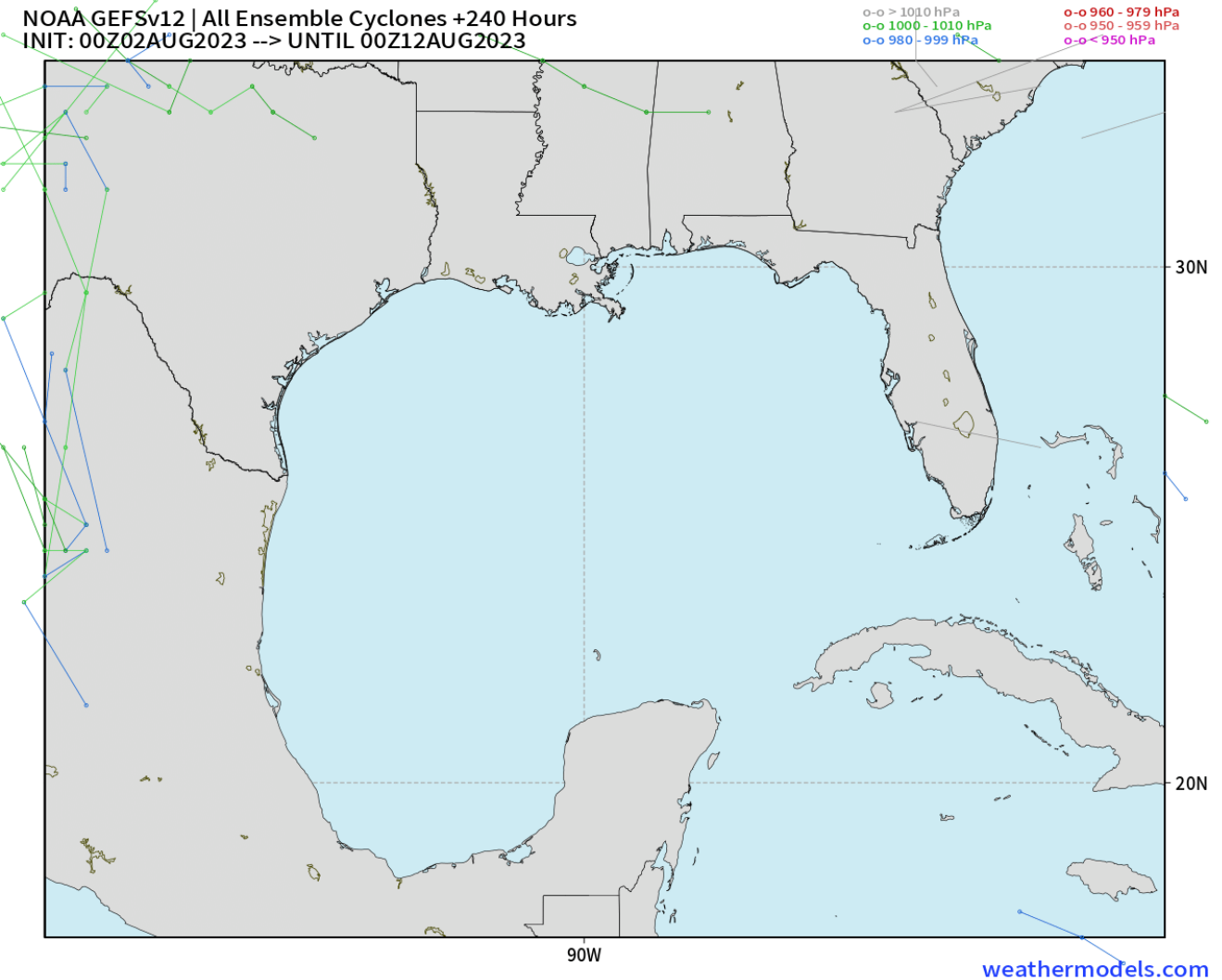
Radar/NWS Alerts: 4:45 AM CT



As always, please do not hesitate to reach out to us with any forecast questions via the chat option on the Weather Porthole or our on-call number, **(317)-560-8122** press 1 for forecast questions.

Houston Pilots Tropical Update

American Model Low Pressure Tracks Next 10-Days



No tropical activity anticipated over the next 10 days for SE TX.

No other areas of interest being noted across the Gulf of Mexico / Western Atlantic

Houston Pilots Visibility Chart (miles)



Forecast Confidence



Time	Wed 3am	Wed 4am	Wed 5am	Wed 6am	Wed 7am	Wed 8am	Wed 9am	Wed 10am	Wed 11am	Wed 12pm	Wed 1pm	Wed 2pm	Wed 3pm	Wed 4pm	Wed 5pm	Wed 6pm	Wed 7pm	Wed 8pm	Wed 9pm	Wed 10pm	Wed 11pm	Thu 12am	Thu 1am	Thu 2am	Thu 3am	Thu 4am	Thu 5am	Thu 6am	Thu 7am	Thu 8am	Thu 9am	Thu 10am	Thu 11am	Thu 12pm	Thu 1pm	Thu 2pm						
610 Bridge	10	10	10	10	10	10	10	10	10	10	10	10	10	10	10	10	10	10	10	10	10	10	10	10	10	10	10	10	10	10	10	10	10	10	10	10	10	10	10			
Kinder 1	10	10	10	10	10	10	10	10	10	10	10	10	10	10	10	10	10	10	10	10	10	10	10	10	10	10	10	10	10	10	10	10	10	10	10	10	10	10	10	10		
Greens Bayou	10	10	10	10	10	10	10	10	10	10	10	10	10	10	10	10	10	10	10	10	10	10	10	10	10	10	10	10	10	10	10	10	10	10	10	10	10	10	10	10		
Shell Crude	10	10	10	10	10	10	10	10	10	10	10	10	10	10	10	10	10	10	10	10	10	10	10	10	10	10	10	10	10	10	10	10	10	10	10	10	10	10	10	10	10	
Lynchburg Ferries	10	10	10	10	10	10	10	10	10	10	10	10	10	10	10	10	10	10	10	10	10	10	10	10	10	10	10	10	10	10	10	10	10	10	10	10	10	10	10	10	10	
Exxon 3	10	10	10	10	10	10	10	10	10	10	10	10	10	10	10	10	10	10	10	10	10	10	10	10	10	10	10	10	10	10	10	10	10	10	10	10	10	10	10	10	10	
Morgans Point	10	10	10	10	10	10	10	10	10	10	10	10	10	10	10	10	10	10	10	10	10	10	10	10	10	10	10	10	10	10	10	10	10	10	10	10	10	10	10	10	10	
75/76	10	10	10	10	10	10	10	10	10	10	10	10	10	10	10	10	10	10	10	10	10	10	10	10	10	10	10	10	10	10	10	10	10	10	10	10	10	10	10	10	10	
63/64	10	10	10	10	10	10	10	10	10	10	10	10	10	10	10	10	10	10	10	10	10	10	10	10	10	10	10	10	10	10	10	10	10	10	10	10	10	10	10	10	10	10
51/52	10	10	10	10	10	10	10	10	10	10	10	10	10	10	10	10	10	10	10	10	10	10	10	10	10	10	10	10	10	10	10	10	10	10	10	10	10	10	10	10	10	10
37/38	10	10	10	10	10	10	10	10	10	10	10	10	10	10	10	10	10	10	10	10	10	10	10	10	10	10	10	10	10	10	10	10	10	10	10	10	10	10	10	10	10	10
25/26	10	10	10	10	10	10	10	10	10	10	10	10	10	10	10	10	10	10	10	10	10	10	10	10	10	10	10	10	10	10	10	10	10	10	10	10	10	10	10	10	10	10
11/12	10	10	10	10	10	10	10	10	10	10	10	10	10	10	10	10	10	10	10	10	10	10	10	10	10	10	10	10	10	10	10	10	10	10	10	10	10	10	10	10	10	10
1 & 2 Bravo	10	10	10	10	10	10	10	10	10	10	10	10	10	10	10	10	10	10	10	10	10	10	10	10	10	10	10	10	10	10	10	10	10	10	10	10	10	10	10	10	10	10

NOTE: This is automated data that may/may not agree with the official BAM thinking that's found on the daily slides or special visibility report slides. This data should be used as a guide only

Houston Pilots Wind Chart



Forecast Confidence



Example

Sustained wind 13 Knots
Gusts 18 Knots
Wind from the N

WS: 13
G:18
N

Time	Wed 3am	Wed 4am	Wed 5am	Wed 6am	Wed 7am	Wed 8am	Wed 9am	Wed 10am	Wed 11am	Wed 12pm	Wed 1pm	Wed 2pm	Wed 3pm	Wed 4pm	Wed 5pm	Wed 6pm	Wed 7pm	Wed 8pm	Wed 9pm	Wed 10pm	Wed 11pm	Thu 12am	Thu 1am	Thu 2am	Thu 3am	Thu 4am	Thu 5am	Thu 6am	Thu 7am	Thu 8am	Thu 9am	Thu 10am	Thu 11am	Thu 12pm	Thu 1pm	Thu 2pm	
610 Bridge	2	2	2	2	1	3	3	2	2	3	6	8	8	9	9	10	10	9	8	7	6	5	5	5	4	4	3	2	2	3	4	4	4	5	5	6	
Kinder 1	7	7	7	6	6	7	5	4	6	6	8	10	10	12	13	13	14	13	11	10	9	8	8	7	6	4	4	3	2	3	4	4	5	5	6		
Greens Bayou	2	2	2	2	1	3	3	2	2	4	7	8	8	9	10	10	10	9	7	6	6	5	5	4	4	3	2	2	3	4	4	4	5	6	7		
Shell Crude	7	7	7	7	6	7	6	4	5	6	9	10	10	12	13	13	13	13	11	10	9	8	8	7	6	6	4	4	3	5	5	7	7	7	8		
Lynchburg Ferries	2	2	2	2	1	3	3	2	2	5	7	8	8	10	10	10	10	9	7	7	6	6	5	4	4	3	2	3	4	5	5	6	7	8	9		
Exxon 3	7	7	7	7	5	7	5	4	6	7	8	9	11	13	14	15	15	13	12	10	10	9	8	7	5	5	4	5	6	7	7	8	9	10	10		
Morgans Point	3	3	3	3	2	4	3	2	4	6	6	7	9	10	11	13	12	11	10	9	8	8	8	7	6	6	5	4	4	5	5	6	7	8	10		
75/76	5	5	5	5	4	5	3	1	4	5	6	8	10	11	12	14	14	13	12	11	10	10	10	9	8	7	6	5	5	5	5	8	9	11	13		
63/64	5	6	5	6	5	5	3	1	3	4	5	8	10	11	12	14	14	13	12	11	11	10	10	9	8	7	6	5	5	5	4	5	7	8	11		
51/52	6	6	5	6	5	5	3	3	4	5	7	9	10	13	13	14	14	14	12	11	11	11	11	10	9	8	7	6	5	6	6	6	7	9	10	11	
37/38	5	5	4	5	4	4	2	1	1	2	5	8	9	10	11	11	12	11	9	9	9	9	9	8	8	7	6	5	4	5	5	6	7	8	9	10	
25/26	5	4	4	5	4	4	3	2	1	1	3	6	7	8	10	10	10	9	8	8	8	8	7	7	6	5	4	4	4	5	5	6	7	8	9	9	
11/12	4	4	4	4	4	3	2	1	2	4	5	6	8	10	11	9	9	9	8	8	8	8	8	8	7	7	6	5	5	5	6	7	8	8	9	9	
1 & 2 Bravo	5	4	3	3	3	4	3	2	2	3	4	5	8	10	11	9	10	10	10	9	9	9	9	9	8	7	6	6	6	6	5	6	6	7	7	8	8

NOTE: This is automated data that may/may not agree with the official BAM thinking that's found on the daily slides. This data should be used as a guide only

Forecast Discussion

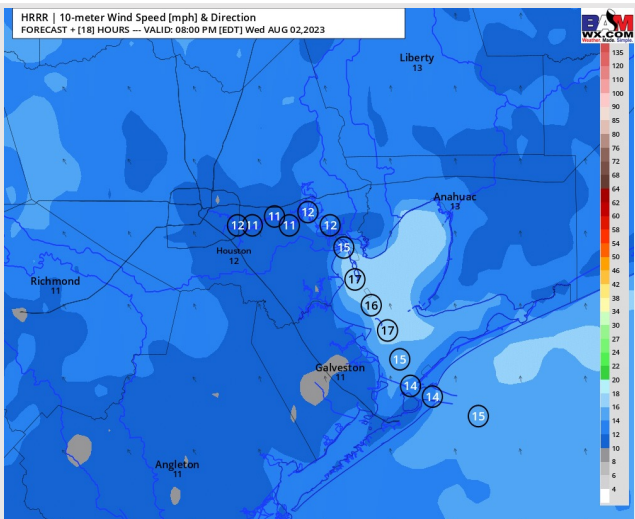
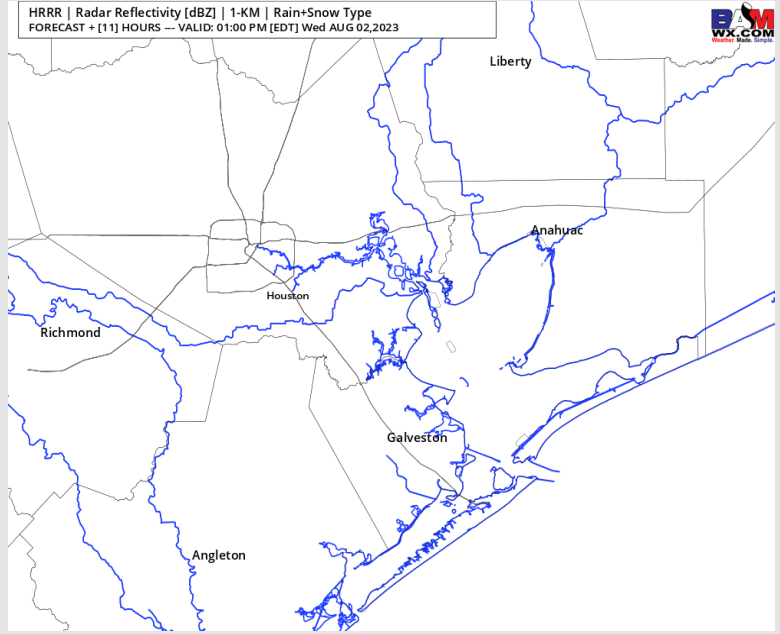
Precip Image: 12 PM CT

Precip: Favoring dry conditions throughout the day.

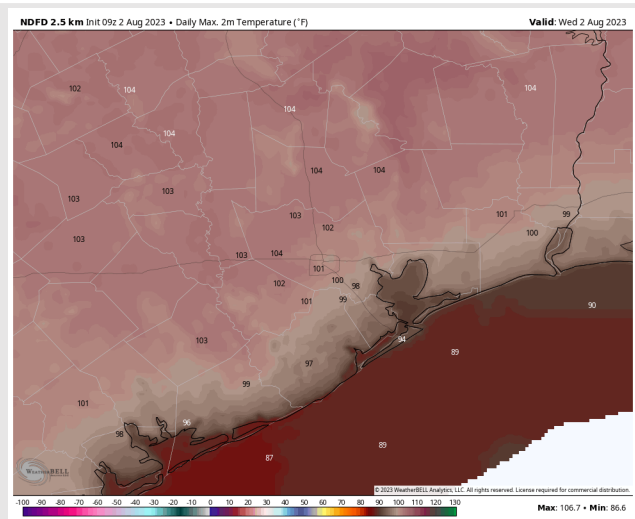
Wind: Winds will be out of the S/SW throughout the day for all stations. For stations N of Morgan's Point, winds of 2 – 7 kts will continue through 4 PM. After 2 PM winds will increase to 5 – 10 kts for the rest of the evening. For Stations S of Morgan's Point, winds will be at 7 – 12 kts through 8 AM, after which time, winds will calm to 2 – 7 kts through 2 PM. After 2 PM winds will increase to 10–15kts for the rest of the day.

Temps: High temperatures will be in the upper 80s F for the Boarding Station, low/mid 90s F for all other Stations S of Morgan's Point and upper 90s/low 100s F N of Morgan's Point.

Visibility: Not anticipating any visibility concerns at this time.



Wind Speed:
7 PM CT



High Temps
Today

Houston Pilots: Thur. 8/3/2023



Forecast Discussion

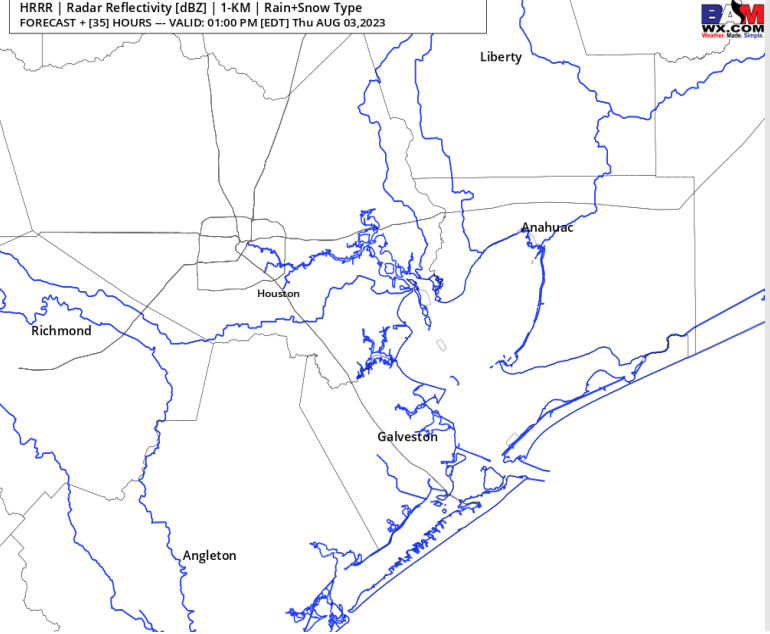
Precip: Favoring dry conditions throughout the day Thursday.

Wind: Winds will be out of the SW through 3PM, when then they will shift to be out of the S for the rest of the day. Winds for stations N of Morgan’s Point will be 2-7kts until 3 PM. After 3PM, winds will be 6-11kts for the rest of the day. For stations S of Morgan’s Points winds will be 7-12kts until 6 AM. After 6 AM winds will decrease slightly to 5-10kts until 1 PM. After 1 PM winds will increase to 13-18kts for the rest of the day. **Wind gusts of 15-20 kts are possible for locations S of Morgan’s after 3 PM.**

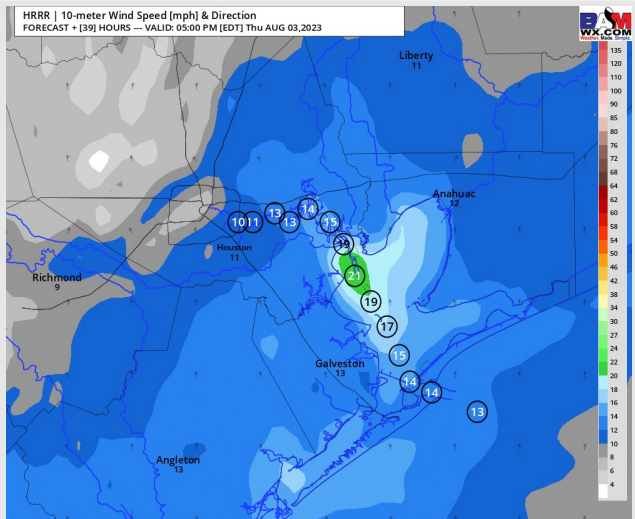
Temps: High temperatures Thursday will be in the upper 80s F for the Boarding Station, low/mid 90s F for all other Stations S of Morgan’s Point and upper 90s/low 100s F N of Morgan’s Point.

Visibility: Not anticipating any visibility concerns at this time.

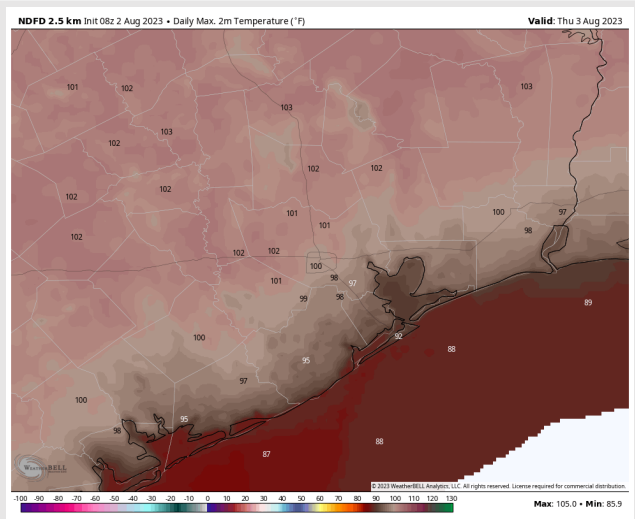
Precip Image: 12 PM CT



Wind Speed:
4 PM CT



High Temps
Thursday



Houston Pilots: Fri. 8/4/2023



Forecast Discussion

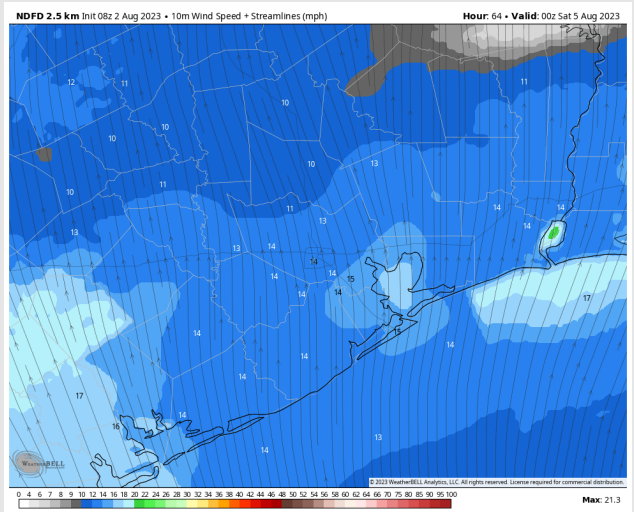
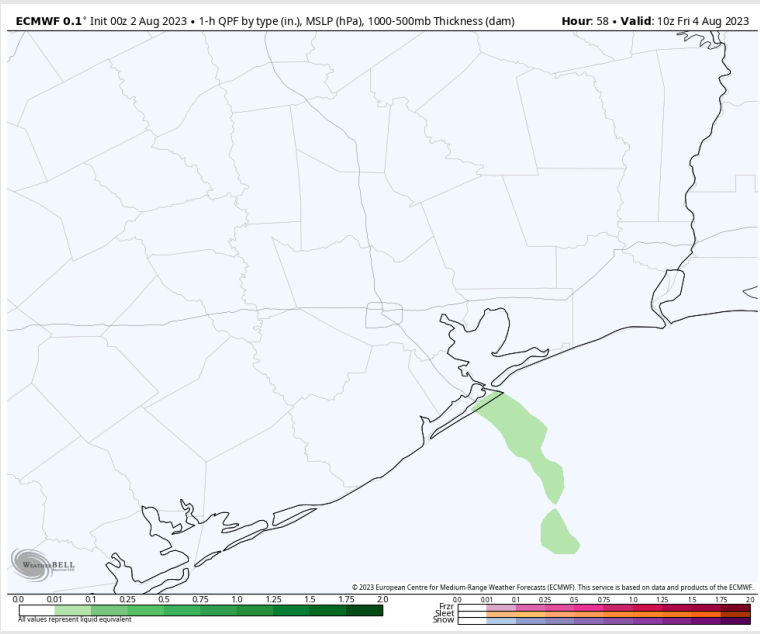
Precip: Favoring dry conditions aside from a 20% chance of isolated showers near the boarding station between 5-7 AM.

Wind: Winds will remain from the SSE for the entirety of Friday. Winds N of of Morgan's Point in the AM will remain at 3 - 7 kts and increase slightly to 5 - 10 kts by noontime. At roughly 5 PM, winds will increase again to 8 -13 kts. Winds south of Morgan's Point will be at 10 - 15 kts in the AM hours and increase to 12 - 17 kts towards 5 PM. Towards 9 PM winds will back off a tad to 10 - 15 kts. **Wind gusts in the mid afternoon between Morgan's Point and 25/26 can range from 18 - 23 kts.**

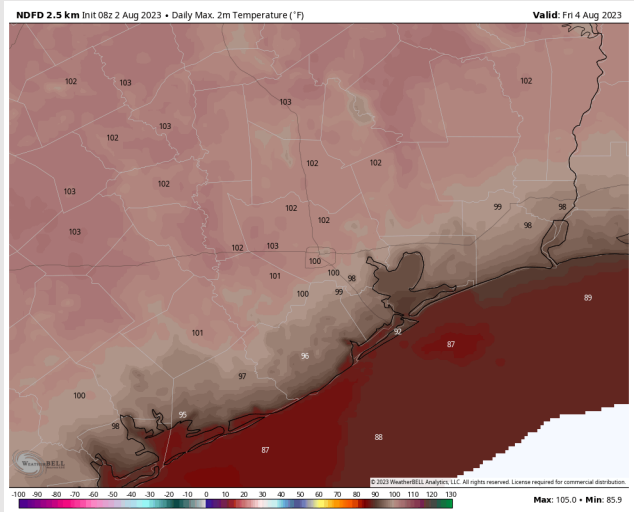
Temps: High temperatures Friday will be near 100 F north of Morgan's Point and in the mid to lower 90s south of Morgan's Point. The Boarding Station can see temperatures in the upper 80s F.

Visibility: Not anticipating any visibility concerns at this time.

Precip Image: 5 AM CT

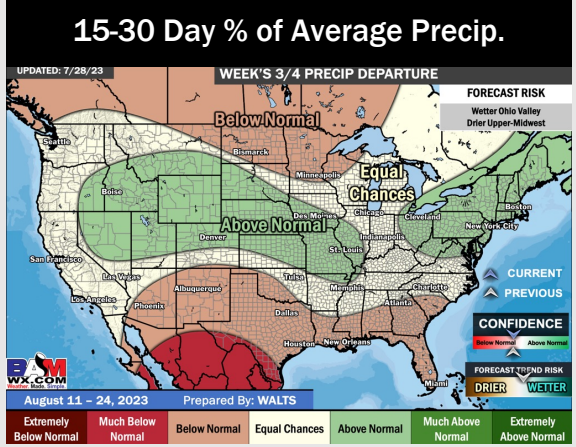
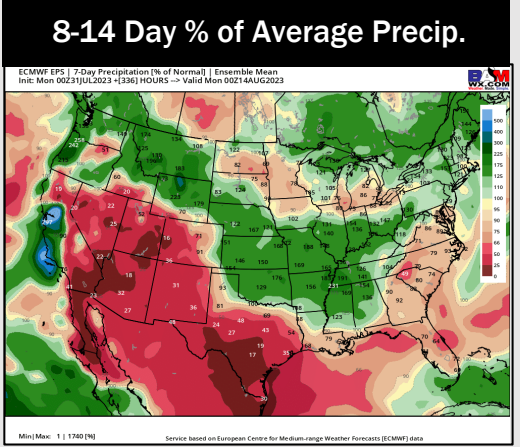
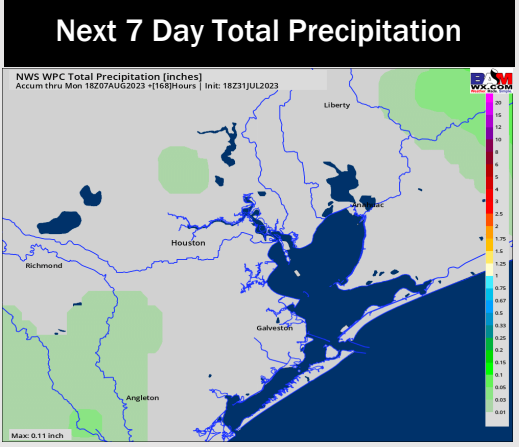
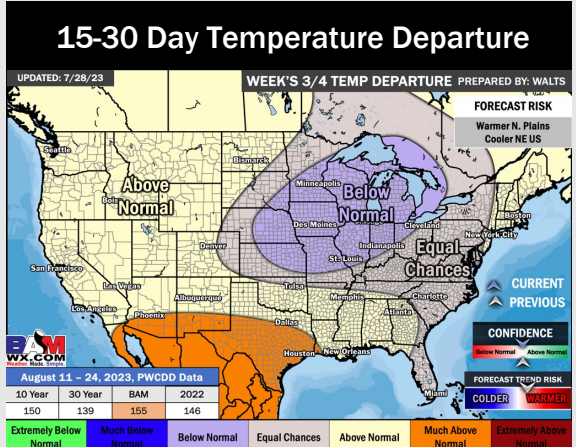
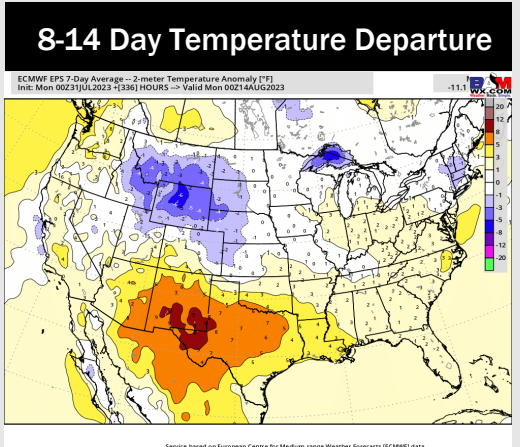
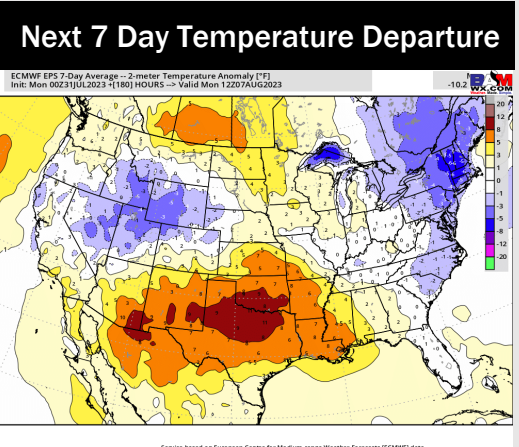


Wind Speed:
7 PM CT



High Temps
Friday

Houston Pilots: 8/2/23



- Above normal temperatures are favored over the next week. Anticipating mostly dry conditions for the area over the next week.
- Expecting much below normal precipitation chances and above normal temperatures for the week 2 timeframe.
- Much above normal temperatures and below normal chances for precipitation are favored in the weeks 3/4 timeframe.