

Houston Pilots Forecast Package



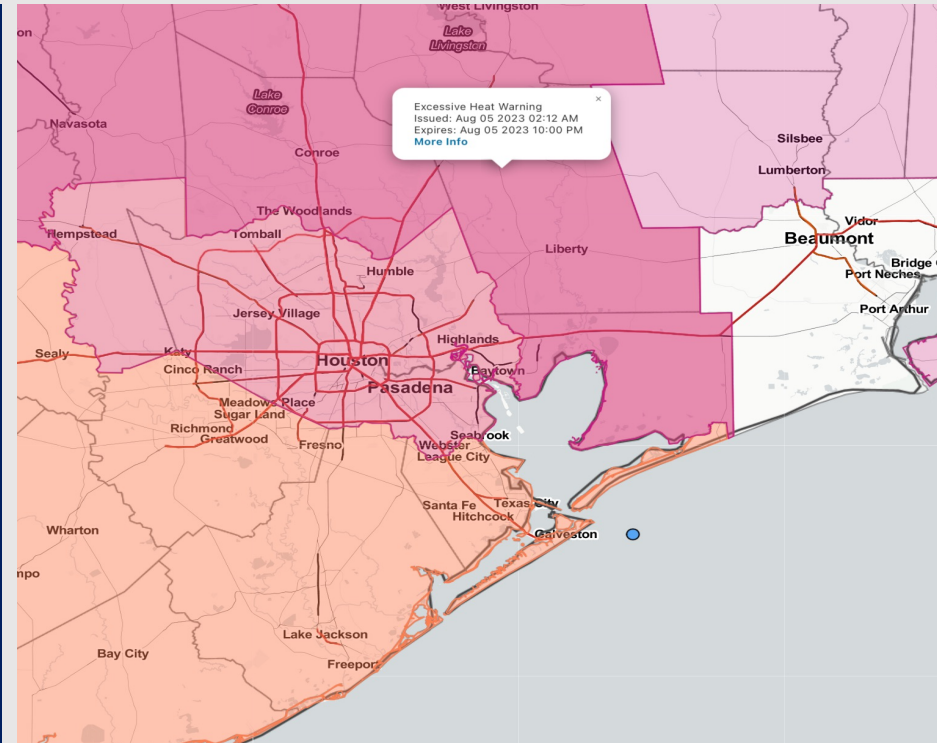
Updated: 2:45 PM CT

Saturday, August 5, 2023

Forecaster: Tyler Riggles

Weather Headlines

- Anticipating dry conditions through Monday.
- Excessive heat concerns (90+ F) to continue throughout at least next week.
- No active tropical threats to SE TX for next 7-10 days.
- Winds are primarily favored to remain calm, especially during the late morning / early afternoon hours (<10 kts) with speeds seldom exceeding 17 kts in the late PM over the next 72 hours. A few gusts of up to 20 kts are possible during the afternoon through Monday.



Radar/NWS Alerts: 2:45 PM CT



As always, please do not hesitate to reach out to us with any forecast questions via the chat option on the Weather Porthole or our on-call number, **(317)-560-8122** press 1 for forecast questions.

Houston Pilots Tropical Update



American Model Low Pressure Tracks Next 10-Days

NOAA GFSv12 | All Ensemble Cyclones +240 Hours
INIT: 06Z05AUG2023 --> UNTIL 06Z15AUG2023

- o-o > 1010 hPa
- o-o 1000 - 1010 hPa
- o-o 980 - 999 hPa
- o-o 960 - 979 hPa
- o-o 950 - 959 hPa
- o-o < 950 hPa



No tropical activity anticipated over the next 10 days for SE TX.

No other areas of interest being noted across the Gulf of Mexico / Western Atlantic

Houston Pilots Visibility Chart (miles)



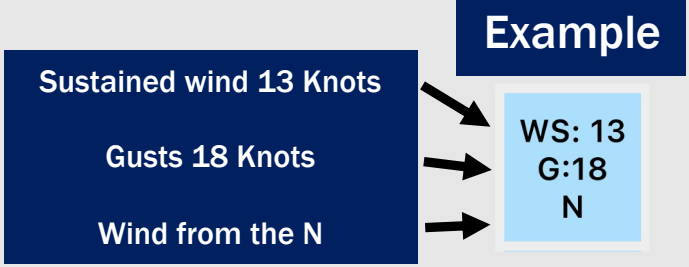
Forecast Confidence



Time	Sat 12pm	Sat 1pm	Sat 2pm	Sat 3pm	Sat 4pm	Sat 5pm	Sat 6pm	Sat 7pm	Sat 8pm	Sat 9pm	Sat 10pm	Sat 11pm	Sun 12am	Sun 1am	Sun 2am	Sun 3am	Sun 4am	Sun 5am	Sun 6am	Sun 7am	Sun 8am	Sun 9am	Sun 10am	Sun 11am	Sun 12pm	Sun 1pm	Sun 2pm	Sun 3pm	Sun 4pm	Sun 5pm	Sun 6pm	Sun 7pm	Sun 8pm	Sun 9pm	Sun 10pm	Sun 11pm
610 Bridge	10	10	10	10	10	10	10	10	10	10	10	10	10	10	10	10	10	10	10	10	10	10	10	10	10	10	10	10	10	10	10	10	10	10	10	10
Kinder 1	10	10	10	10	10	10	10	10	10	10	10	10	10	10	10	10	10	10	10	10	10	10	10	10	10	10	10	10	10	10	10	10	10	10	10	10
Greens Bayou	10	10	10	10	10	10	10	10	10	10	10	10	10	10	10	10	10	10	10	10	10	10	10	10	10	10	10	10	10	10	10	10	10	10	10	10
Shell Crude	10	10	10	10	10	10	10	10	10	10	10	10	10	10	10	10	10	10	10	10	10	10	10	10	10	10	10	10	10	10	10	10	10	10	10	10
Lynchburg Ferries	10	10	10	10	10	10	10	10	10	10	10	10	10	10	10	10	10	10	10	10	10	10	10	10	10	10	10	10	10	10	10	10	10	10	10	10
Exxon 3	10	10	10	10	10	10	10	10	10	10	10	10	10	10	10	10	10	10	10	10	10	10	10	10	10	10	10	10	10	10	10	10	10	10	10	10
Morgans Point	10	10	10	10	10	10	10	10	10	10	10	10	10	10	10	10	10	10	10	10	10	10	10	10	10	10	10	10	10	10	10	10	10	10	10	10
75/76	10	10	10	10	10	10	10	10	10	10	10	10	10	10	10	10	10	10	10	10	10	10	10	10	10	10	10	10	10	10	10	10	10	10	10	10
63/64	10	10	10	10	10	10	10	10	10	10	10	10	10	10	10	10	10	10	10	10	10	10	10	10	10	10	10	10	10	10	10	10	10	10	10	10
51/52	10	10	10	10	10	10	10	10	10	10	10	10	10	10	10	10	10	10	10	10	10	10	10	10	10	10	10	10	10	10	10	10	10	10	10	10
37/38	10	10	10	10	10	10	10	10	10	10	10	10	10	10	10	10	10	10	10	10	10	10	10	10	10	10	10	10	10	10	10	10	10	10	10	10
25/26	10	10	10	10	10	10	10	10	10	10	10	10	10	10	10	10	10	10	10	10	10	10	10	10	10	10	10	10	10	10	10	10	10	10	10	10
11/12	10	10	10	10	10	10	10	10	10	10	10	10	10	10	10	10	10	10	10	10	10	10	10	10	10	10	10	10	10	10	10	10	10	10	10	10
1 & 2 Bravo	10	10	10	10	10	10	10	10	10	10	10	10	10	10	10	10	10	10	10	10	10	10	10	10	10	10	10	10	10	10	10	10	10	10	10	10

NOTE: This is automated data that may/may not agree with the official BAM thinking that's found on the daily slides or special visibility report slides. This data should be used as a guide only

Houston Pilots Wind Chart



Time	Sat 12pm	Sat 1pm	Sat 2pm	Sat 3pm	Sat 4pm	Sat 5pm	Sat 6pm	Sat 7pm	Sat 8pm	Sat 9pm	Sat 10pm	Sat 11pm	Sun 12am	Sun 1am	Sun 2am	Sun 3am	Sun 4am	Sun 5am	Sun 6am	Sun 7am	Sun 8am	Sun 9am	Sun 10am	Sun 11am	Sun 12pm	Sun 1pm	Sun 2pm	Sun 3pm	Sun 4pm	Sun 5pm	Sun 6pm	Sun 7pm	Sun 8pm	Sun 9pm	Sun 10pm	Sun 11pm		
610 Bridge	5	4	3	3	7	10	10	9	9	7	7	7	5	5	3	6	6	5	5	5	6	7	7	6	6	5	6	6	7	8	11	11	10	9	10	9		
	6	5	5	4	9	13	14	15	16	16	17	16	15	14	10	10	8	8	9	9	9	10	10	8	8	9	10	10	12	14	15	14	15	13				
Kinder 1	SW	SW	SW	S	SE	SE	SSE	SSE	S	S	SSW	SSW	SSW	SSW	SSW	SSW	SSW	SSW	SSW	SSW	SSW	SW	SW	SW	SW	SSW	SSW	SSE	SSE	S	S	S	S					
	5	3	3	4	8	10	10	9	8	7	7	7	5	5	3	7	6	5	5	5	6	7	7	6	6	5	6	7	9	11	11	10	9	9	9			
Greens Bayou	6	5	5	6	11	13	14	15	16	16	17	15	15	13	10	10	8	7	9	9	10	9	8	8	9	10	10	12	14	15	15	14	15	13				
	SW	SW	SSW	SSE	ESE	SE	SSE	S	S	SSW	SSW	SSW	SSW	SSW	SSW	SSW	SSW	SSW	SSW	SSW	SSW	SW	SW	SW	SW	SSW	SSW	SSE	SSE	S	S	S	S					
Shell Crude	5	3	3	7	10	10	10	9	8	7	7	6	5	5	3	6	6	5	5	5	6	7	7	6	6	5	6	7	8	10	11	11	10	9	9			
	SW	SW	SSW	SE	SE	SSE	SSE	S	S	S	SSW	SSW	SSW	SSW	SSW	SSW	SSW	SSW	SSW	SSW	SSW	SW	SW	SW	SW	SSW	S	SSE	SSE	SSE	SSE	S	S	S				
Lynchburg Ferries	5	3	5	10	11	10	10	9	8	7	6	5	4	5	2	7	6	5	5	6	7	7	6	6	6	7	9	10	12	13	13	11	10	10	9			
	SW	SSW	SSE	SE	SE	SSE	SSE	S	S	S	SSW	SSW	SSW	SSW	SSW	SSW	SSW	SSW	SSW	SSW	SSW	SW	SW	SW	SW	SSW	SSE	SSE	SSE	SSE	SSE	S	S	S				
Exxon 3	5	5	8	10	11	11	10	10	9	8	7	6	5	5	3	8	7	6	6	6	6	7	8	7	7	8	10	11	13	14	14	12	11	10	10	9		
	SSW	S	SE	SE	SSE	SSE	S	S	S	S	SSW	SSW	SSW	SSW	SSW	SSW	SSW	SSW	SSW	SSW	SSW	SW	SW	SW	SW	SSW	SSE	SSE	SSE	SSE	SSE	S	S	S	S			
Morgans Point	5	7	11	12	13	12	12	11	10	10	9	8	7	6	9	9	8	8	8	7	7	8	8	7	7	8	10	12	13	15	15	15	14	13	12	11		
	7	8	12	15	16	16	15	16	16	16	17	17	17	15	16	14	12	11	11	10	9	10	10	10	10	9	10	12	14	15	18	18	17	17	16	15	14	
75/76	S	SE	SE	SE	SSE	SSE	SSE	S	S	SSW	SSW	SSW	SSW	SSW	SSW	SSW	SSW	SSW	SSW	SSW	SSW	SW	SW	SW	SSW	SSW	SSE	SSE	SSE	SSE	S	S	S	S	SSW	SSW		
	4	8	13	14	15	14	13	14	13	13	12	11	10	10	9	12	12	11	10	9	10	9	9	9	8	8	9	11	14	15	17	17	17	16	16	15	14	
63/64	7	9	14	16	17	16	16	17	16	18	18	17	15	16	15	13	13	12	12	11	11	11	11	11	11	10	11	13	15	17	19	19	18	17	16	15	14	
	SSE	ESE	SE	SE	SSE	SSE	S	S	SSW	SSW	SSW	SSW	SSW	SSW	SSW	SSW	SSW	SSW	SSW	SSW	SSW	SW	SW	SW	SSW	S	SSE	SSE	SSE	SSE	SSE	S	S	S	S	SSW	SSW	
51/52	5	9	12	14	14	13	14	14	13	14	13	14	13	12	10	11	10	12	12	12	11	10	10	9	8	8	9	11	14	15	16	17	17	16	15	14	14	
	7	9	13	15	16	15	16	17	16	17	16	17	15	16	15	13	14	13	12	12	11	11	11	11	11	11	11	13	15	16	18	18	17	16	15	14	14	
37/38	S	SE	SE	SSE	SSE	SSE	S	S	SSW	SSW	SSW	SSW	SSW	SSW	SSW	SSW	SSW	SSW	SSW	SSW	SSW	SW	SW	SW	SSW	S	SSE	SSE	SSE	SSE	S	S	S	S	SSW	SSW		
	7	9	11	13	14	13	14	15	14	15	14	13	13	11	12	11	12	12	12	12	11	11	10	9	8	9	9	11	13	14	15	16	16	16	15	14	14	
25/26	8	8	9	10	12	11	12	13	13	12	11	12	10	10	10	10	10	10	10	10	9	9	9	9	9	10	10	11	11	12	12	13	13	13	12	11	11	11
	8	8	10	11	13	13	14	16	17	16	16	16	14	15	15	12	12	12	12	12	11	11	11	11	11	11	11	12	13	14	14	14	14	13	13	13	13	
11/12	9	9	10	12	14	13	14	16	17	17	16	16	15	15	13	13	13	12	12	11	11	11	11	11	11	11	12	13	14	15	16	16	16	15	15	15	15	
	SSW	S	S	SSE	S	S	S	S	S	S	SSW	SSW	SSW	SSW	SSW	SSW	SSW	SSW	SSW	SSW	SSW	SW	SW	SW	SSW	S	S	S	S	S	S	S	S	S	S	S	SSW	
1 & 2 Bravo	8	8	8	9	11	11	12	13	13	13	12	12	11	10	11	10	10	10	10	10	9	9	9	9	9	9	10	11	11	12	12	13	13	13	13	13	13	
	8	7	7	8	10	11	12	14	15	15	14	15	13	12	13	12	13	13	13	12	12	11	11	10	10	9	9	10	10	10	10	10	10	10	10	10	10	10
	9	8	8	9	11	12	14	16	17	17	16	16	14	14	14	14	14	14	14	14	13	12	12	11	11	11	10	10	11	11	12	12	13	14	14	14	14	14
	SSW	SSW	S	S	S	S	S	S	S	S	S	S	S	S	S	S	S	S	S	S	S	SW	SW	SW	SW	SSW	SSW	SSW	SSW	S	S	S	S	S	S	S	SSW	

NOTE: This is automated data that may/may not agree with the official BAM thinking that's found on the daily slides. This data should be used as a guide only

Houston Pilots: Sat. 8/5/2023



Forecast Discussion

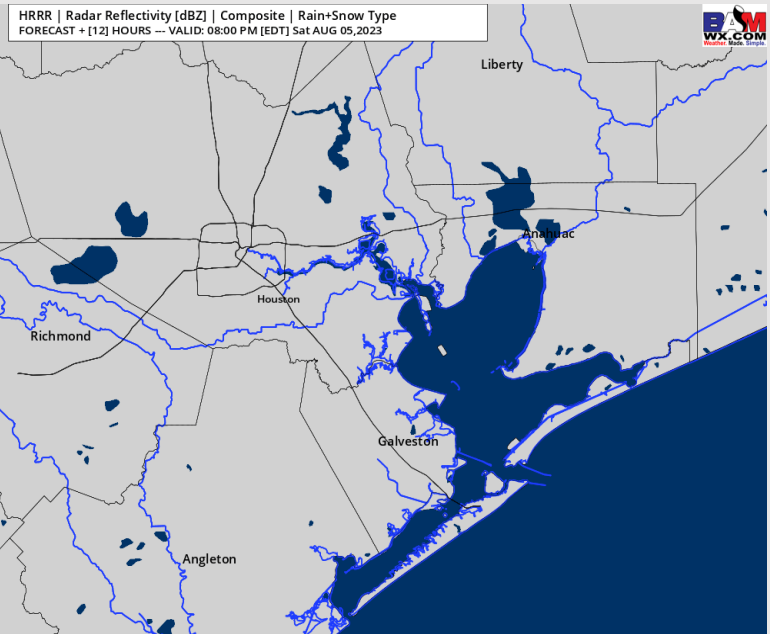
Precip: Favoring dry conditions for the remainder of the day.

Wind: Winds will be out of the S/SW throughout the day for all stations. For stations N of Morgan's Point, winds of 2-7 kts will continue through 3 PM. After 3 PM, favoring winds N of Morgan's Point to gradually increase to 7-12 kts for the rest of the day. For Stations S of Morgan's Point winds will increase to 12-17 kts by 1 PM and remain at that clip for the remainder of the day. **Wind gusts of 15-20 kts will be possible for all stations after 5 PM Saturday.**

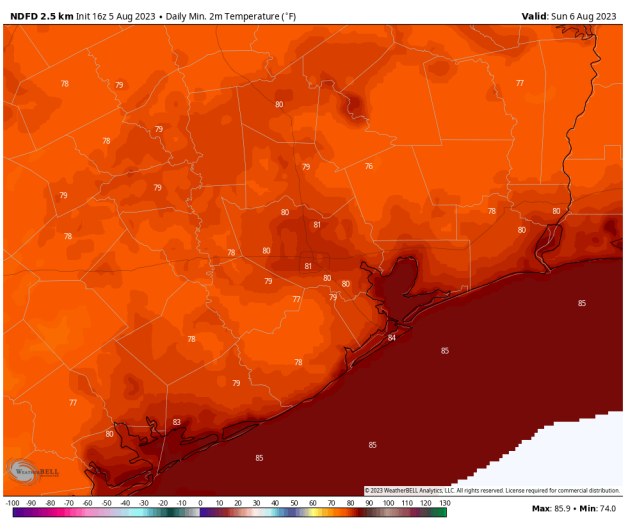
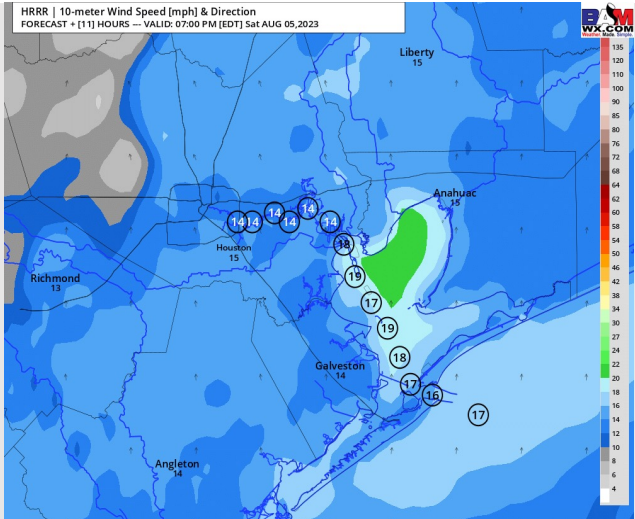
Temps: Low temperatures tonight will be in the mid 80s for Stations S of Morgan's Point and in the upper 70s/low 80s for Stations N of Morgan's Point

Visibility: Not anticipating any visibility concerns at this time.

Precip Image: 7 PM CT



Wind Speed:
6 PM CT



Low Temps
Tonight

Houston Pilots: Sun. 8/6/2023



Forecast Discussion

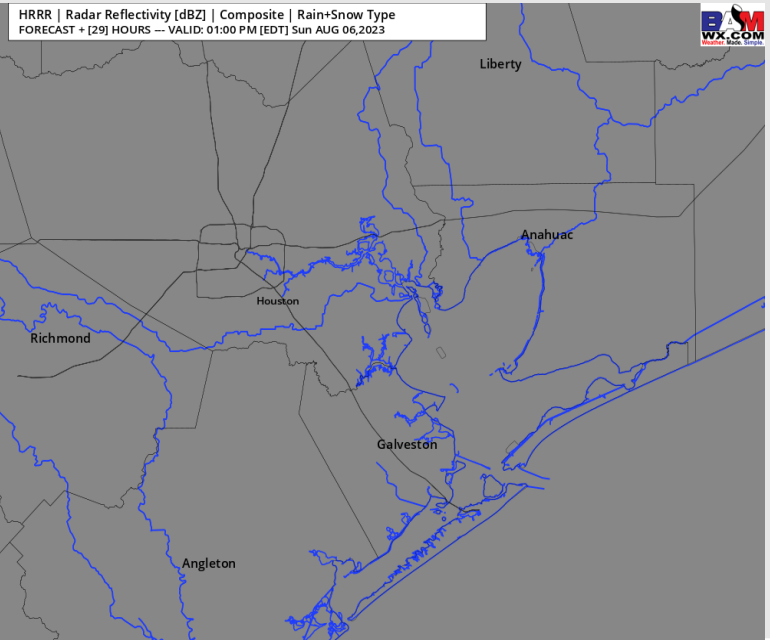
Precip: Favoring dry conditions throughout the day Sunday.

Wind: Winds will be out of the S/SW throughout the day. For Stations N of Morgan's Point winds will be 4-9kts until 4 PM. After 4 PM winds will gradually increase to 8-13 kts for the rest of the day. Winds for Stations S of Morgan's Point will be 12-17 kts until 10 AM, after which time winds will calm to 4-9 kts until 2 PM. After 2 PM, winds will back pick up to 12-17 kts for the rest of the day. **Wind gusts of 15-20 kts are possible for all Stations after 6 PM.**

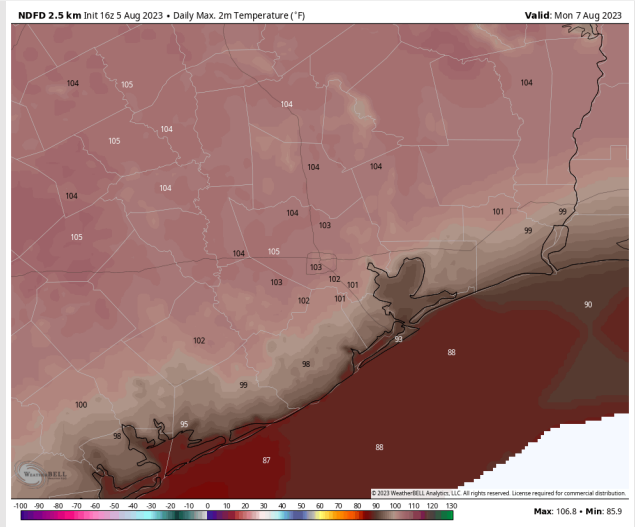
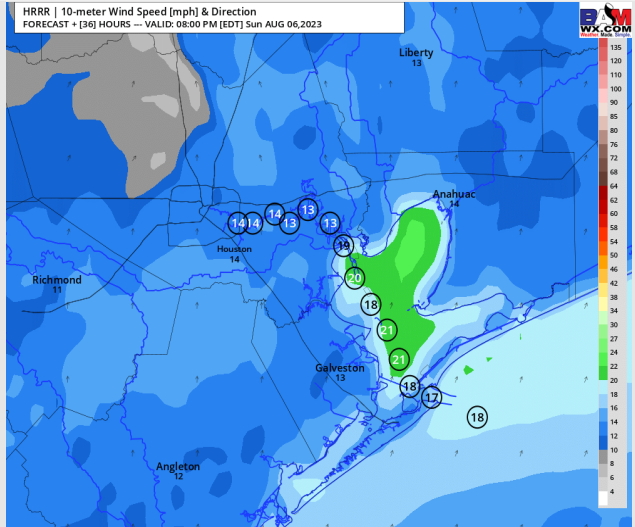
Temps: High temperatures Sunday will be in the upper 80s F for the Boarding Station, low/mid 90s F for all other Stations S of Morgan's Point and upper 90s/low 100s F N of Morgan's Point.

Visibility: Not anticipating any visibility concerns at this time.

Precip Image: 12 PM CT



Wind Speed:
7 PM CT



High Temps
Sunday

Houston Pilots: Mon. 8/7/2023



Forecast Discussion

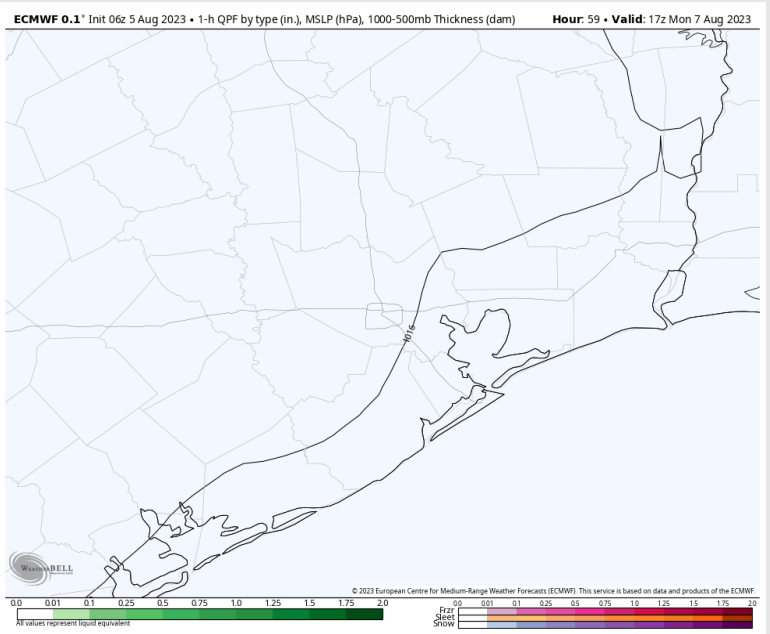
Precip: Favoring dry conditions throughout the day Monday.

Wind: Winds will remain from the SSW throughout the day. Winds N of Morgan's Point will be 6-11 kts throughout the day. Winds S of Morgan's Point will be at 12-17 kts until 10 AM. Then after 10 AM, favoring winds S of Morgan's Point to decrease slightly to 10-15 kts through 1 PM. After 1 PM, winds S of Morgan's Point will pick back up to 12-17 kts and remain that way for the rest of the day. **Wind gusts of 15-20 kts will be possible for all stations after 3 PM Monday.**

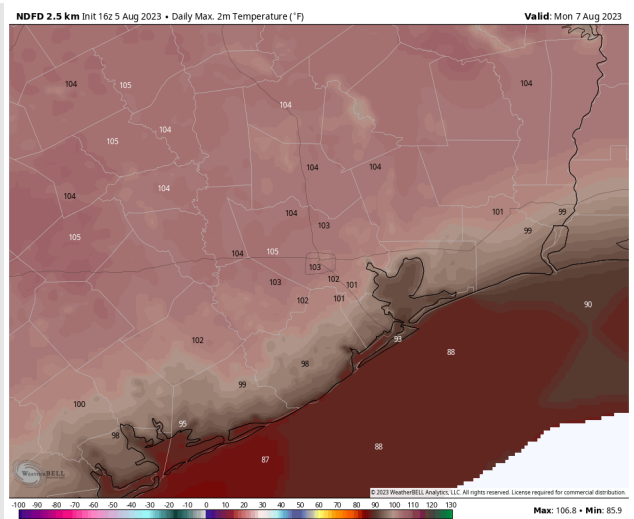
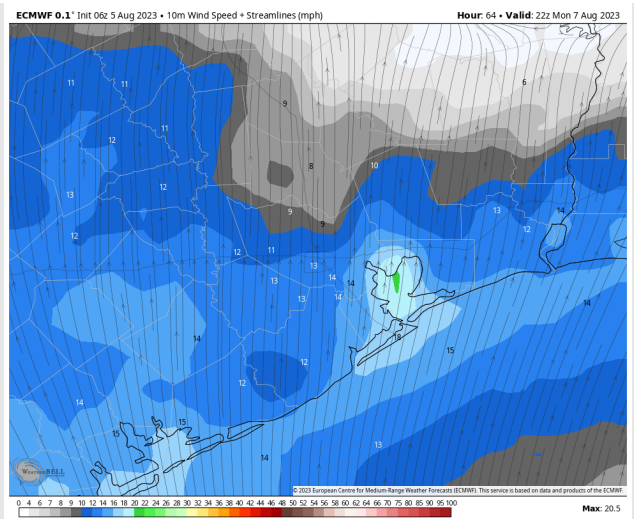
Temps: High temperatures Monday will be in the upper 80s F for the Boarding Station, low/mid 90s F for all other Stations S of Morgan's Point and upper 90s/low 100s F N of Morgan's Point.

Visibility: Not anticipating any visibility concerns at this time.

Precip Image: 12 PM CT

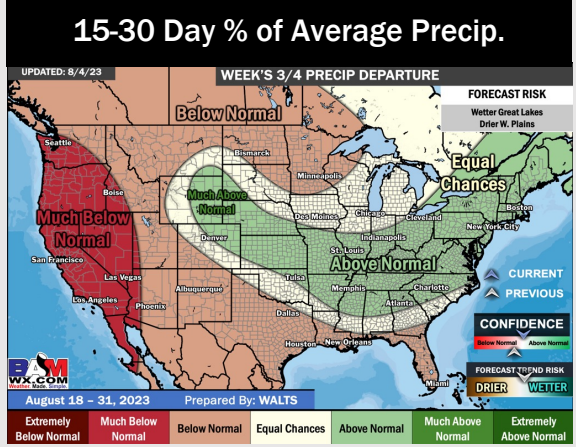
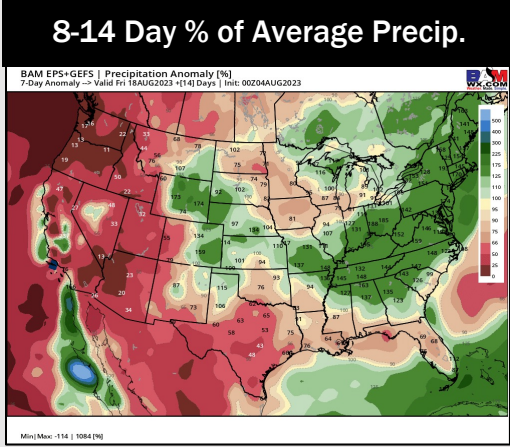
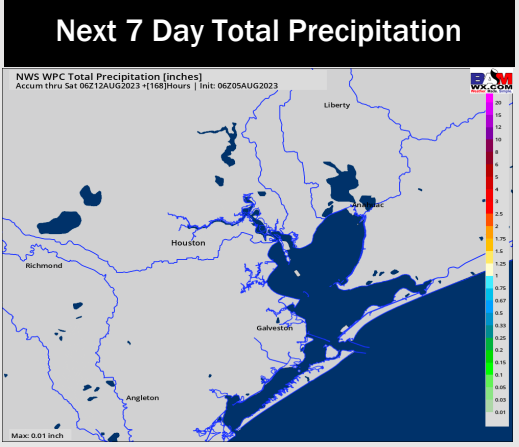
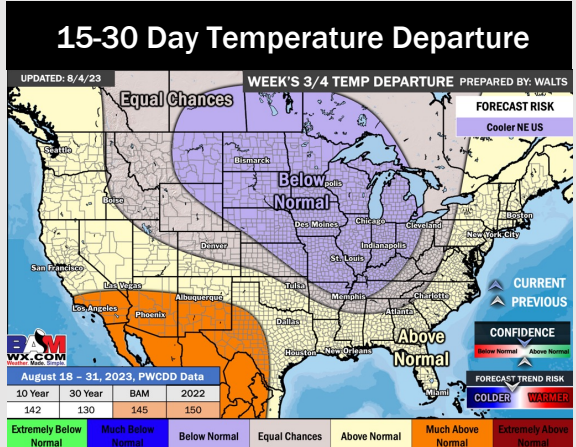
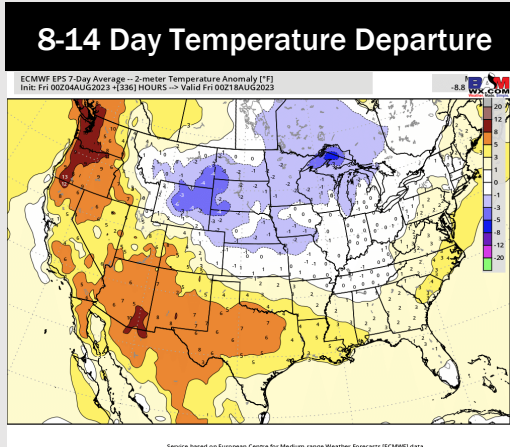
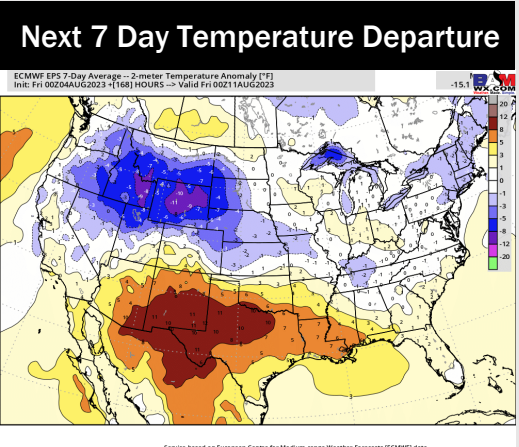


Wind Speed:
5 PM CT



High Temps
Monday

Houston Pilots: 8/5/23



- Above normal temperatures are favored over the next week. Anticipating mostly dry conditions for the area over the next week.
- Expecting much below normal precipitation chances and above normal temperatures for the week 2 timeframe.
- Above normal temperatures and below normal chances for precipitation are favored in the weeks 3/4 timeframe.