

Houston Pilots Forecast Package



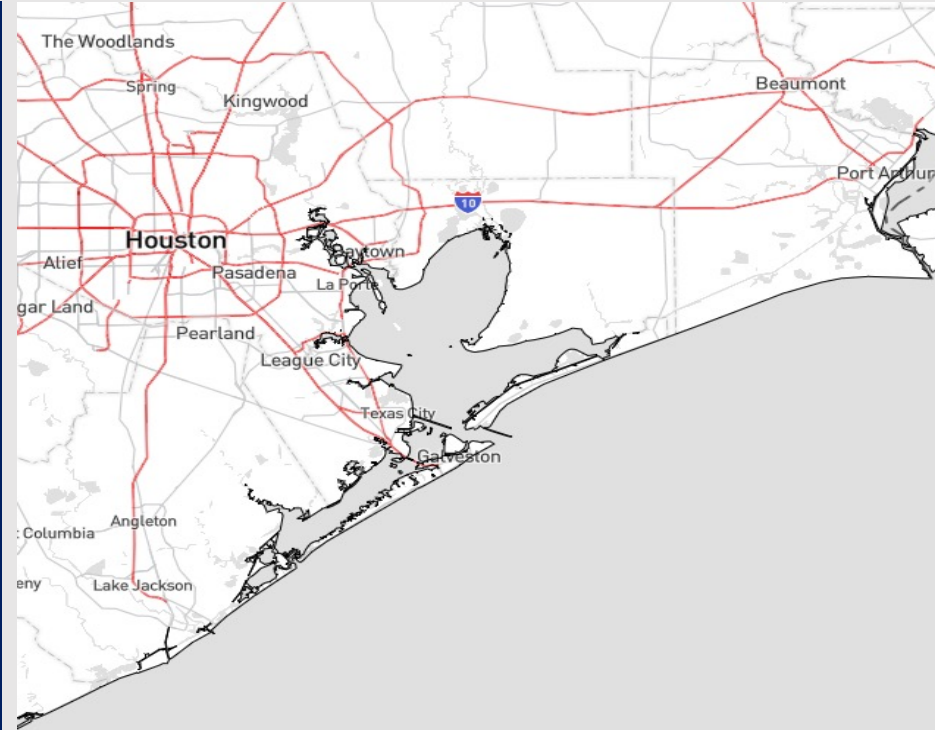
Updated: 4:40 AM CT

Wednesday, July 5, 2023

Forecaster: Xander Lowry

Weather Headlines

- Chances for scattered showers/thunderstorms continue as we work into the weekend.
- Excessive heat concerns (90+ F) to continue throughout at least next week.
- No active tropical threats to SE TX at this time.
- No signals for fog impacting stations moving forward.



Radar/NWS Alerts: 4:40 AM CT

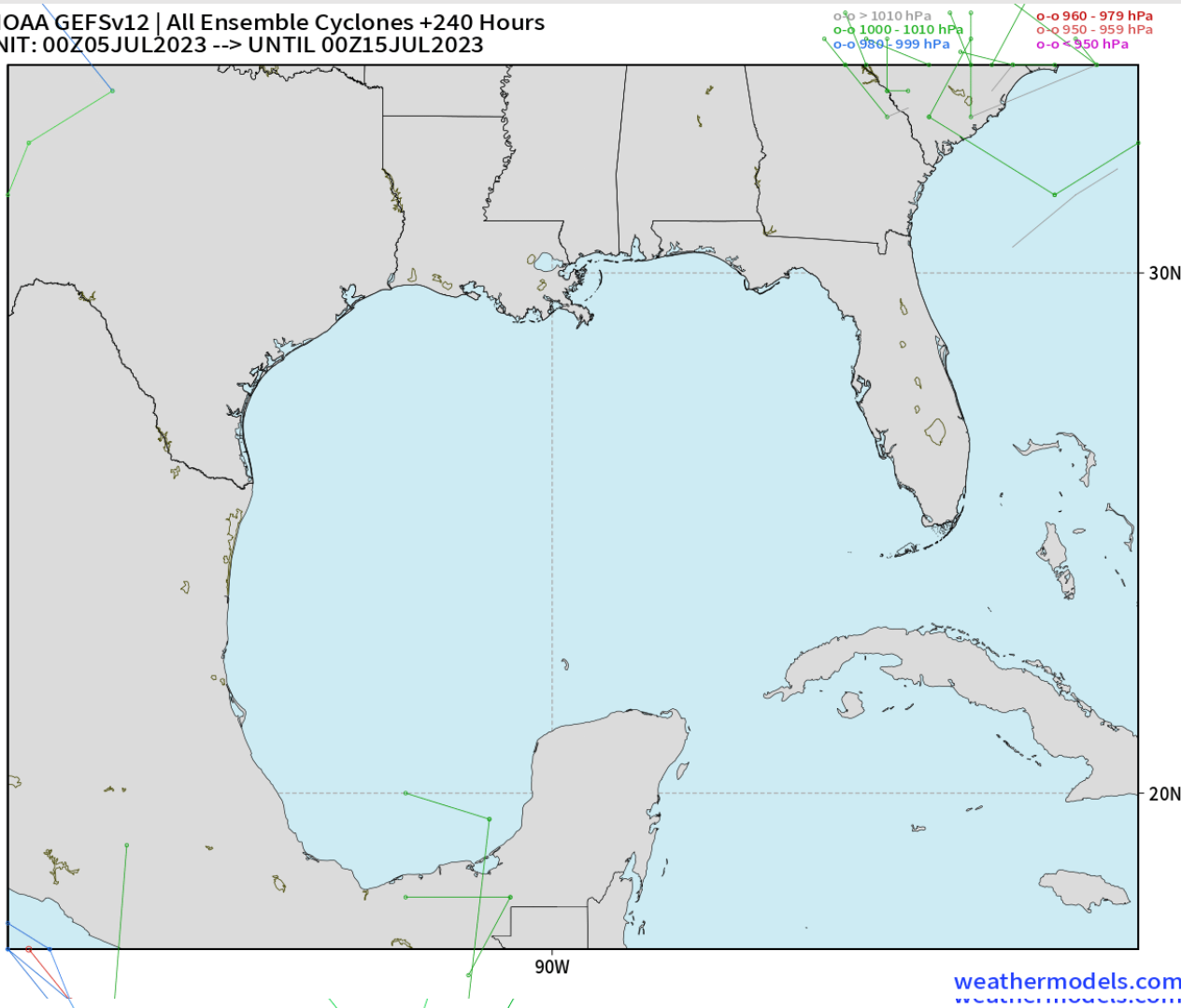


As always, please do not hesitate to reach out to us with any forecast questions via the chat option on the Weather Porthole or our on-call number, **(317)-560-8122** press 1 for forecast questions.

Houston Pilots Tropical Update

American Model Low Pressure Tracks Next 10-Days

NOAA GEFSv12 | All Ensemble Cyclones +240 Hours
INIT: 00Z05JUL2023 --> UNTIL 00Z15JUL2023



No tropical activity anticipated over the next 10 days for SE TX.

No other areas of interest being noted across the Atlantic/Gulf.

Houston Pilots Visibility Chart (miles)



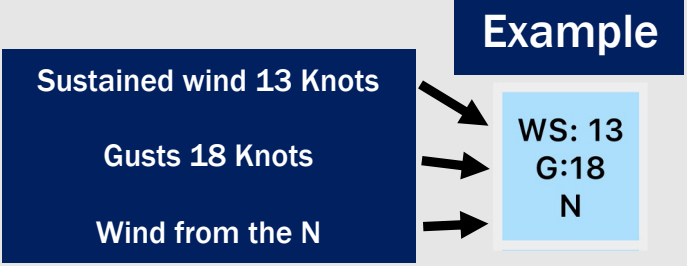
Forecast Confidence

Above Normal
Below Normal

Time	Wed 3am	Wed 4am	Wed 5am	Wed 6am	Wed 7am	Wed 8am	Wed 9am	Wed 10am	Wed 11am	Wed 12pm	Wed 1pm	Wed 2pm	Wed 3pm	Wed 4pm	Wed 5pm	Wed 6pm	Wed 7pm	Wed 8pm	Wed 9pm	Wed 10pm	Wed 11pm	Thu 12am	Thu 1am	Thu 2am	Thu 3am	Thu 4am	Thu 5am	Thu 6am	Thu 7am	Thu 8am	Thu 9am	Thu 10am	Thu 11am	Thu 12pm	Thu 1pm	Thu 2pm
610 Bridge	10	10	10	10	10	10	10	10	10	10	10	10	10	10	10	10	10	10	10	10	10	10	10	10	10	10	10	10	10	10	10	10	10	10	10	10
Kinder 1	10	10	10	10	10	10	10	10	10	10	10	10	10	10	10	10	10	10	10	10	10	10	10	10	10	10	10	10	10	10	10	10	10	10	10	10
Greens Bayou	10	10	10	10	10	10	10	10	10	10	10	10	10	10	10	10	10	10	10	10	10	10	10	10	10	10	10	10	10	10	10	10	10	10	10	10
Shell Crude	10	10	10	10	10	10	10	10	10	10	10	10	10	10	10	10	10	10	10	10	10	10	10	10	10	10	10	10	10	10	10	10	10	10	10	10
Lynchburg Ferries	10	10	10	10	10	10	10	10	10	10	10	10	10	10	10	10	10	10	10	10	10	10	10	10	10	10	10	10	10	10	10	10	10	10	10	10
Exxon 3	10	10	10	10	10	10	10	10	10	10	10	10	10	10	10	10	10	10	10	10	10	10	10	10	10	10	10	10	10	10	10	10	10	10	10	10
Morgans Point	10	10	10	10	10	10	10	10	10	10	10	10	10	10	10	10	10	10	10	10	10	10	10	10	10	10	10	10	10	10	10	10	10	10	10	10
75/76	10	10	10	10	10	10	10	10	10	10	10	10	10	10	10	10	10	10	10	10	10	10	10	10	10	10	10	10	10	10	10	10	10	10	10	10
63/64	10	10	10	10	10	10	10	10	10	10	10	10	10	10	10	10	10	10	10	10	10	10	10	10	10	10	10	10	10	10	10	10	10	10	10	10
51/52	10	10	10	10	10	10	10	10	10	10	10	10	10	10	10	10	10	10	10	10	10	10	10	10	10	10	10	10	10	10	10	10	10	10	10	10
37/38	10	10	10	10	10	10	10	10	10	10	10	10	10	10	10	10	10	10	10	10	10	10	10	10	10	10	10	10	10	10	10	10	10	10	10	10
25/26	10	10	10	10	10	10	10	10	10	10	10	10	10	10	10	10	10	10	10	10	10	10	10	10	10	10	10	10	10	10	10	10	10	10	10	10
11/12	10	10	10	10	10	10	10	10	10	10	10	10	10	10	10	10	10	10	10	10	10	10	10	10	10	10	10	10	10	10	10	10	10	10	10	10
1 & 2 Bravo	10	10	10	10	10	10	10	10	10	10	10	10	10	10	10	10	10	10	10	10	10	10	10	10	10	10	10	10	10	10	10	10	10	10	10	10

NOTE: This is automated data that may/may not agree with the official BAM thinking that's found on the daily slides or special visibility report slides. This data should be used as a guide only

Houston Pilots Wind Chart



Time Knots	Wed 3am	Wed 4am	Wed 5am	Wed 6am	Wed 7am	Wed 8am	Wed 9am	Wed 10am	Wed 11am	Wed 12pm	Wed 1pm	Wed 2pm	Wed 3pm	Wed 4pm	Wed 5pm	Wed 6pm	Wed 7pm	Wed 8pm	Wed 9pm	Wed 10pm	Wed 11pm	Thu 12am	Thu 1am	Thu 2am	Thu 3am	Thu 4am	Thu 5am	Thu 6am	Thu 7am	Thu 8am	Thu 9am	Thu 10am	Thu 11am	Thu 12pm	Thu 1pm	Thu 2pm	
610 Bridge	5	5	4	3	3	4	5	6	6	6	7	7	7	8	8	8	8	8	6	6	5	5	5	4	4	4	3	4	4	5	4	5	5	6	6	6	
Kinder 1	6	5	4	3	3	4	5	6	6	6	7	7	7	8	8	8	8	7	6	6	5	5	5	4	4	4	3	4	4	5	4	5	5	6	6	6	
Greens Bayou	6	5	4	3	3	4	4	5	6	6	7	7	7	8	9	9	8	7	6	6	5	5	5	4	4	4	3	4	4	5	4	5	5	6	5	6	
Shell Crude	6	5	4	4	4	4	5	5	6	7	7	8	8	8	9	9	8	7	6	6	5	5	5	4	4	4	3	4	4	5	4	5	5	6	6	6	
Lynchburg Ferries	7	6	5	4	4	4	5	5	6	7	8	8	8	9	10	10	9	8	7	7	6	5	6	5	5	4	4	4	5	5	5	6	6	6	6	6	
Exxon 3	8	7	6	5	4	5	5	6	6	8	8	9	9	10	10	10	10	9	8	7	6	6	6	6	5	5	4	5	4	5	5	6	6	6	6	6	
Morgans Point	10	9	8	7	6	6	6	6	7	8	9	10	10	11	12	12	11	10	9	8	7	7	7	7	6	6	6	6	6	6	6	6	6	6	7	7	
75/76	13	12	10	9	8	8	7	7	8	9	10	10	12	14	13	13	12	11	10	9	9	9	9	9	8	8	7	7	8	7	6	7	7	7	7	8	
63/64	14	13	11	10	9	8	8	8	8	10	10	12	13	13	13	13	12	11	10	9	9	9	9	8	8	8	8	8	8	8	6	7	7	7	7	8	
51/52	14	13	11	9	9	8	8	7	8	10	9	10	11	13	12	13	12	11	10	9	9	9	9	9	8	8	7	7	8	7	7	7	7	7	7	8	
37/38	13	12	10	9	8	8	8	7	8	9	9	9	10	12	11	11	11	10	8	8	8	8	8	8	8	7	7	7	8	7	7	7	7	7	7	8	
25/26	11	10	9	8	7	7	8	7	8	8	9	9	9	11	10	10	9	8	7	7	7	7	7	7	6	6	6	7	7	7	7	7	7	7	7	7	
11/12	11	10	10	9	8	8	8	7	8	8	8	9	9	10	9	10	9	8	8	7	7	7	7	7	7	7	7	7	7	7	7	7	7	7	7	7	
1 & 2 Bravo	13	12	11	11	9	9	8	8	8	8	8	8	9	11	10	10	9	10	9	9	8	8	8	8	8	8	8	8	8	8	8	7	7	7	7	7	8

NOTE: This is automated data that may/may not agree with the official BAM thinking that's found on the daily slides. This data should be used as a guide only

Forecast Discussion

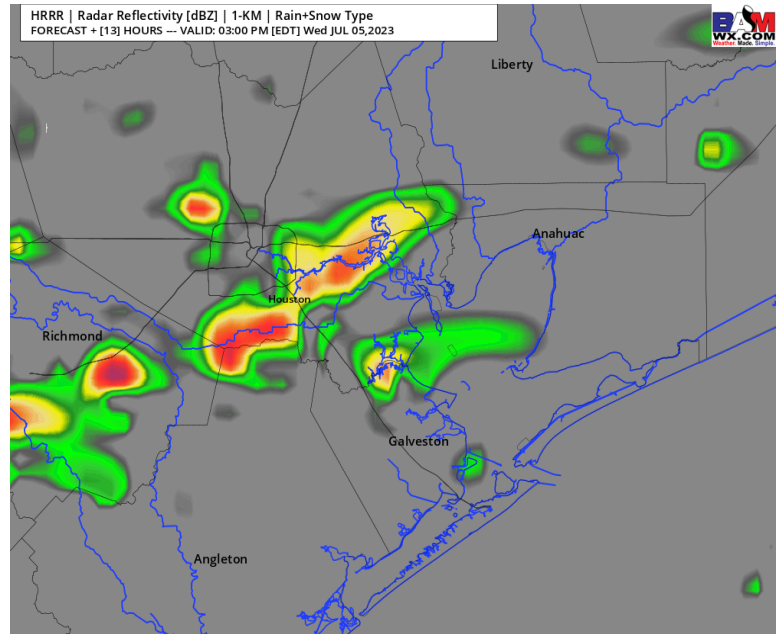
Precip: Favoring mostly dry conditions throughout the morning today until 10 AM. Then between 10 AM and 5 PM favoring a (40-50%) chance of scattered thunderstorms/showers. After 5 PM expect conditions to be dry the rest of the day.

Wind: Winds will be out of the S/SE throughout the day today. Winds will be at 3 – 8 kts for Stations N of Morgan’s Point throughout the day today. Winds S of Morgan’s Point will be at 14 – 19 kts through 10 AM this morning. After 10 AM winds will decrease down to 8 – 13 kts until 6 PM when then winds will pick back up to 11 – 16 kts for the rest of the day. **Gusts of 30-35 kts will be possible under the strongest cells Wednesday.**

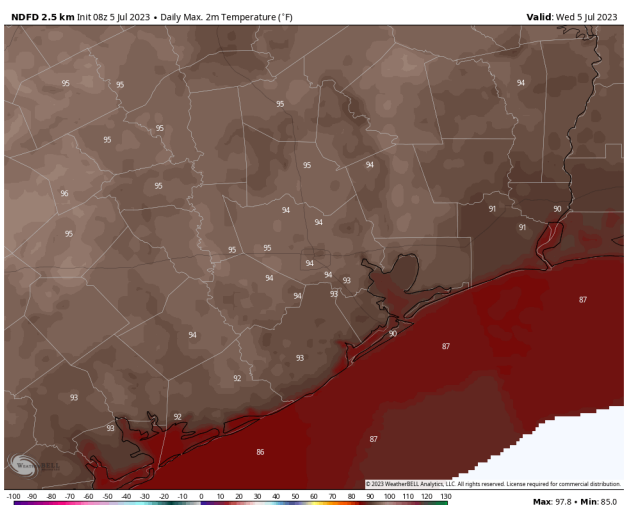
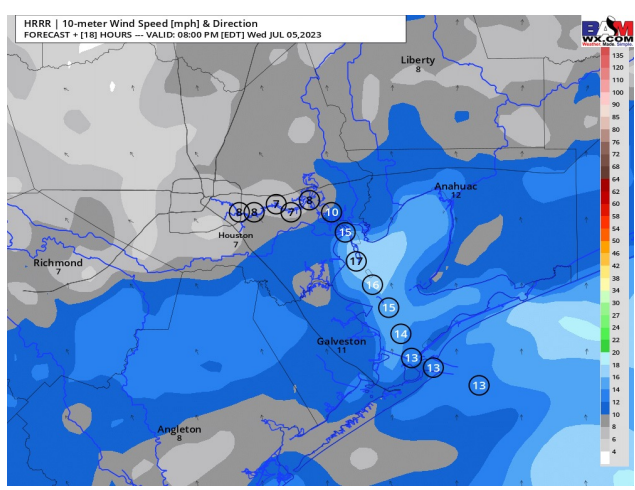
Temps: Temps will be in the mid/upper 80s F for Stations S of Morgan’s Point and in the mid 90s F N of Morgan’s Point.

Visibility: Not anticipating any visibility concerns at this time.

Precip Image: 2 PM CT



Wind Speed:
7 PM CT



High Temps
Today

Houston Pilots: Thu. 7/6/2023



Forecast Discussion

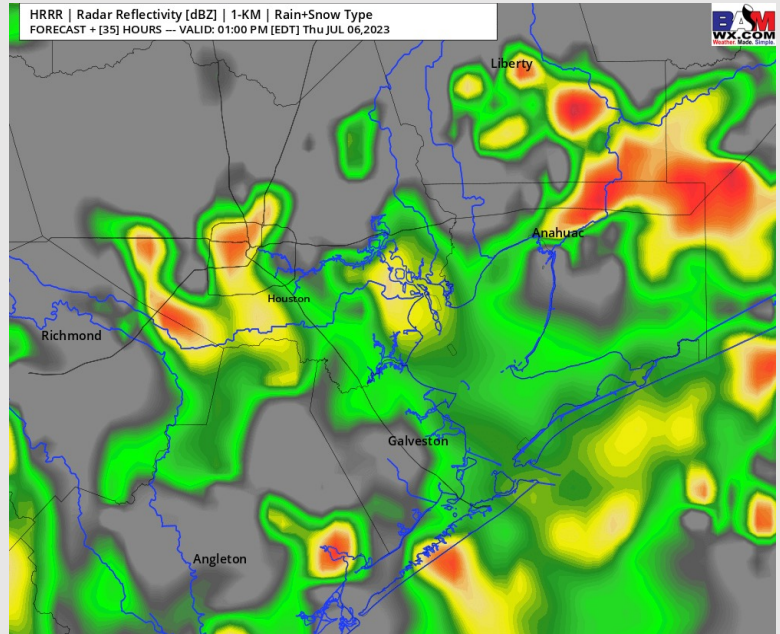
Precip: Favoring mostly dry conditions Thursday morning until 10 AM. After 10 AM a (70-80%) chance of a system of thunderstorms/showers will work through the area. Expect the bulk of this to move out by 2 PM with scattered chances (20-30%) of showers through 7 PM. After 7 PM expect conditions to be dry for the rest of the day.

Wind: Winds will be out of the S/SW throughout the day Thursday. Winds N of Morgan's Point will be 3-8 kts throughout the day. Winds S of Morgan's Point will be 8-13 kts until 2 PM Thursday when then winds will decrease to 4-9 kts until 8 PM. After 8 PM expect winds to pick up to 8 - 13 kts for the rest of the day. **Wind gusts of 35-40 kts will be possible under the strongest cells Thursday.**

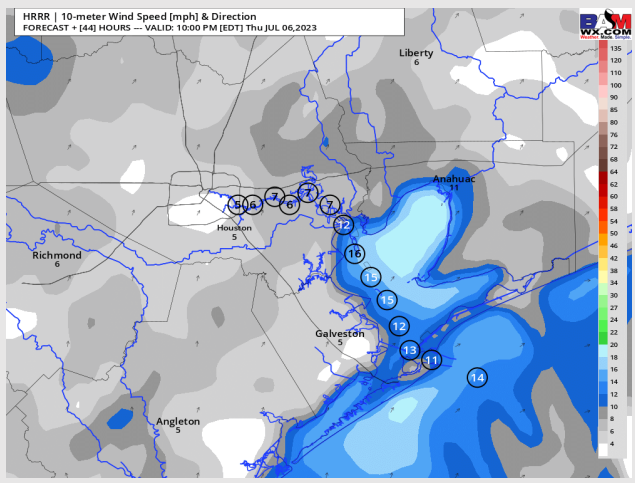
Temps: High temperatures Thursday will be in the mid 80s F near the Boarding Station, in the upper 80s F/low 90s F for all other stations S of Morgan's Point, and in the low 90s for stations N of Morgan's Point.

Visibility: Not anticipating any visibility concerns at this time.

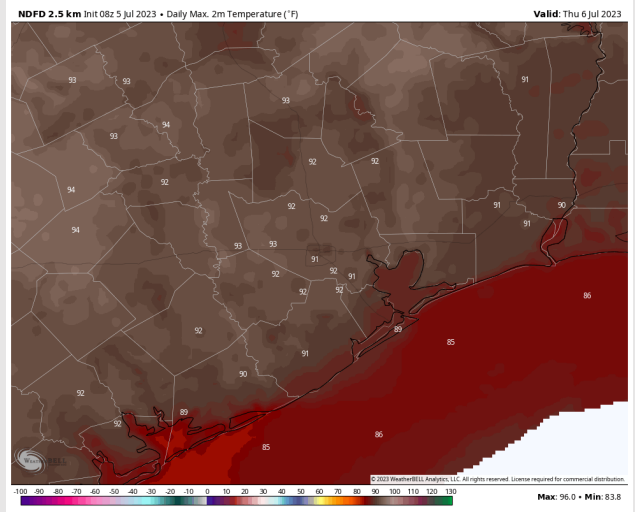
Precip Image: 12 PM CT



Wind Speed:
9 PM CT



High Temps
Thursday



Houston Pilots: Fri. 7/7/2023



Forecast Discussion

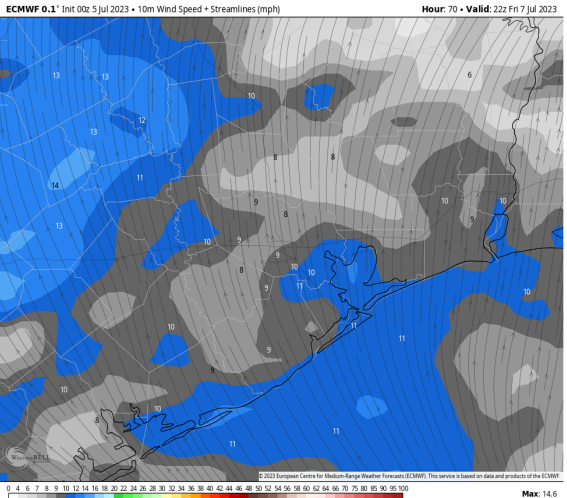
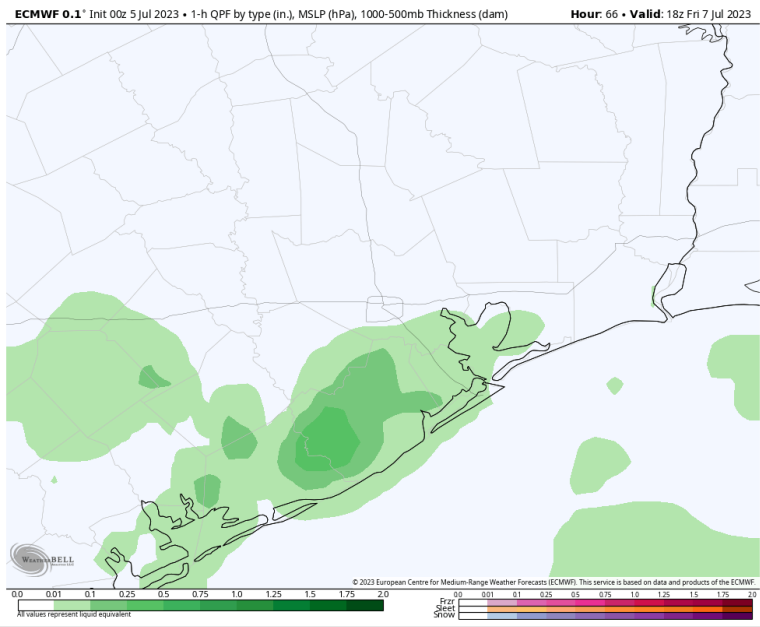
Precip: Favoring mostly dry conditions Friday with a slight chance (20-30%) of scattered showers between 12 PM and 3 PM.

Wind: Winds will be out of the S/SE throughout the day Friday. Winds for stations N of Morgan's Point will be 4 – 9 kts throughout the day Friday. Winds S of Morgan's Points will be 6 – 11 kts until 8 PM when winds will then gradually pick up to 9 – 14 kts for the rest of the day. **Gusts of 20-25 kts is possible under the strongest cells Friday.**

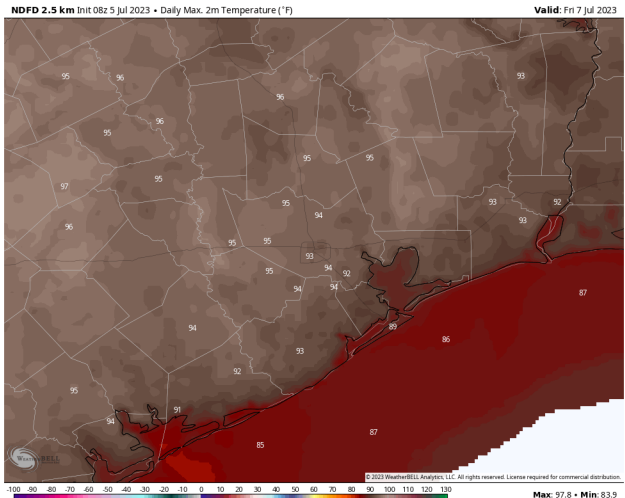
Temps: Temps will be in the mid/upper 80s F for Stations S of Morgan's Point and in the mid 90s F N of Morgan's Point.

Visibility: Not anticipating any visibility concerns at this time.

Precip Image: 1 PM CT

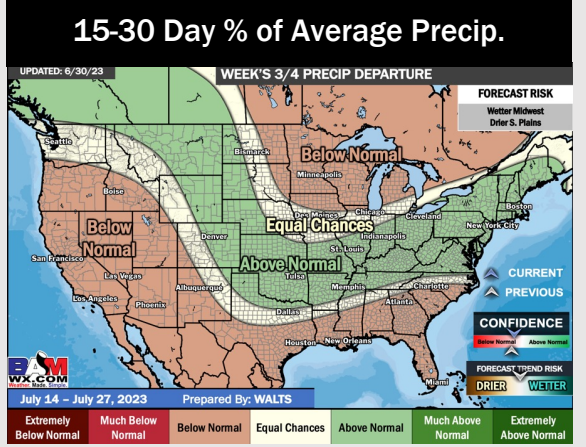
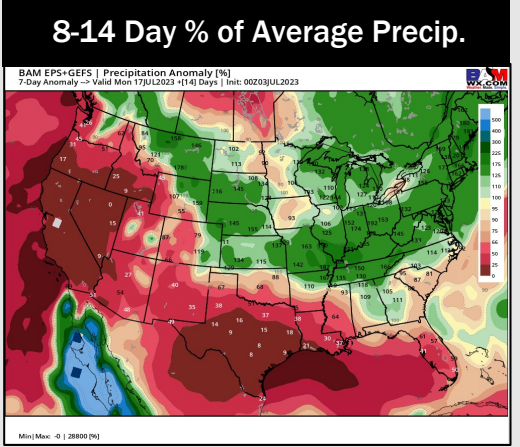
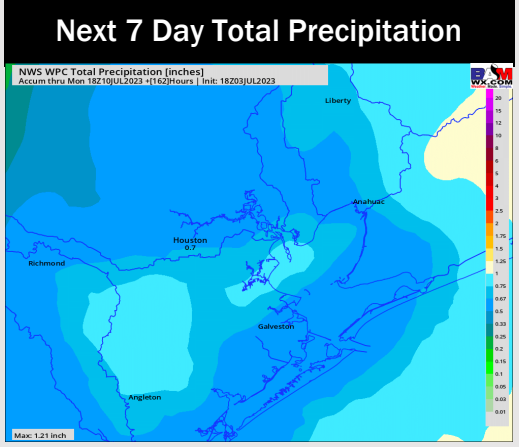
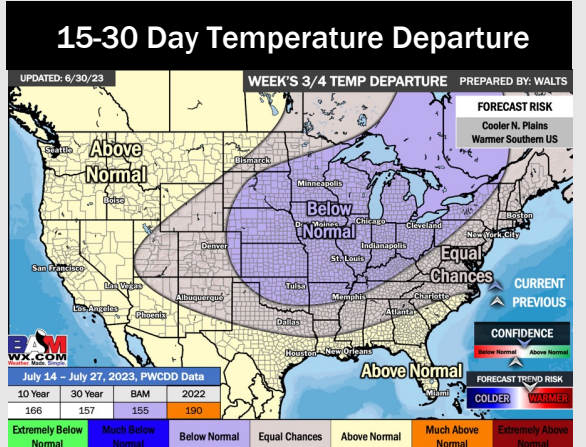
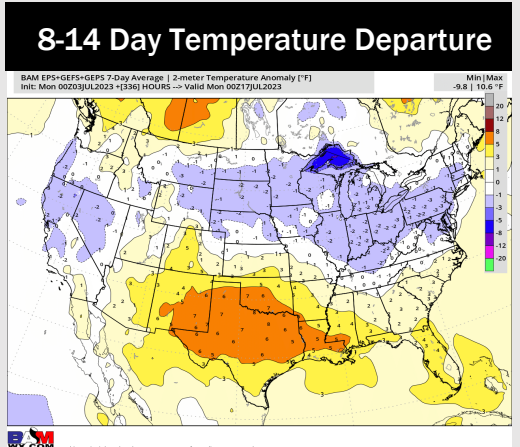
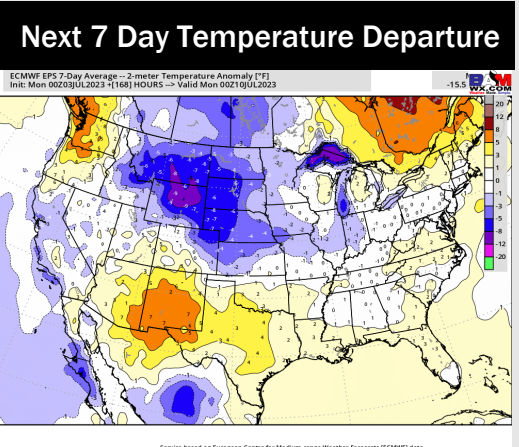


Wind Speed:
5 PM CT



High Temps
Friday

Houston Pilots: 7/5/23



- Slightly above normal temperatures are favored over the next week. Below normal precipitation chances are favored for the majority of this week, with a few low-end rain chances present.
- Expecting below normal precipitation chances and slightly above normal temperatures for the week 2 timeframe.
- Above normal temperatures and below normal chances for precipitation are favored in the weeks ¾ timeframe.