

Houston Pilots Forecast Package



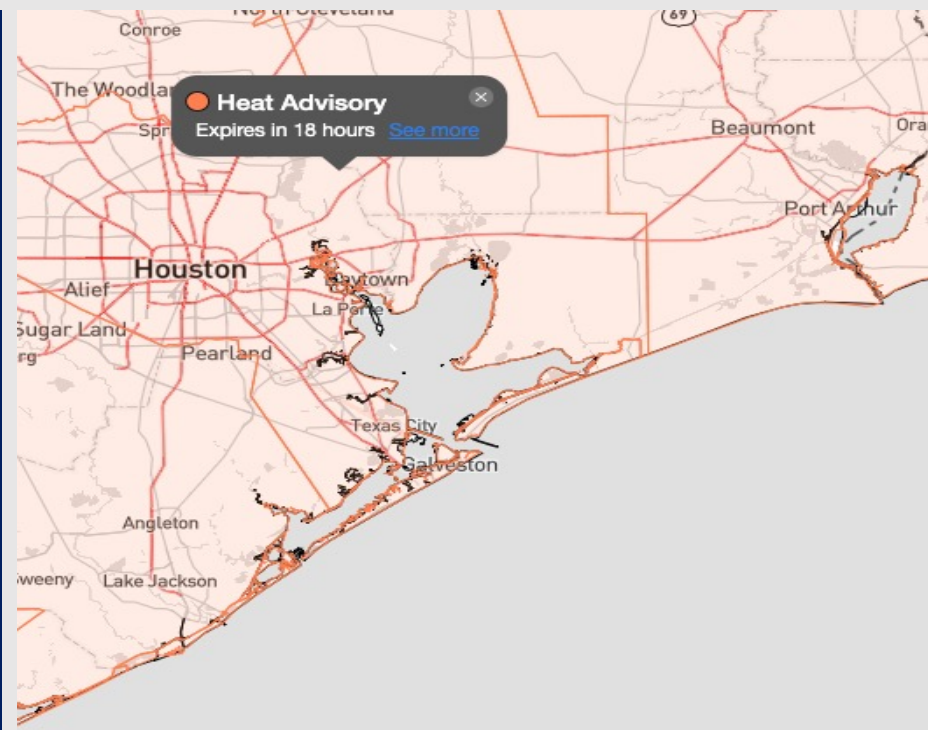
Updated: 4:30 AM CT

Wednesday, July 19, 2023

Forecaster: Xander Lowry

Weather Headlines

- Dry conditions are favored as we approach the weekend.
- Excessive heat concerns (90+ F) to continue throughout at least next week.
- No active tropical threats to SE TX at this time.
- Not anticipating any risks for fog going forward.



Radar/NWS Alerts: 4:30 AM CT



As always, please do not hesitate to reach out to us with any forecast questions via the chat option on the Weather Porthole or our on-call number, **(317)-560-8122** press 1 for forecast questions.

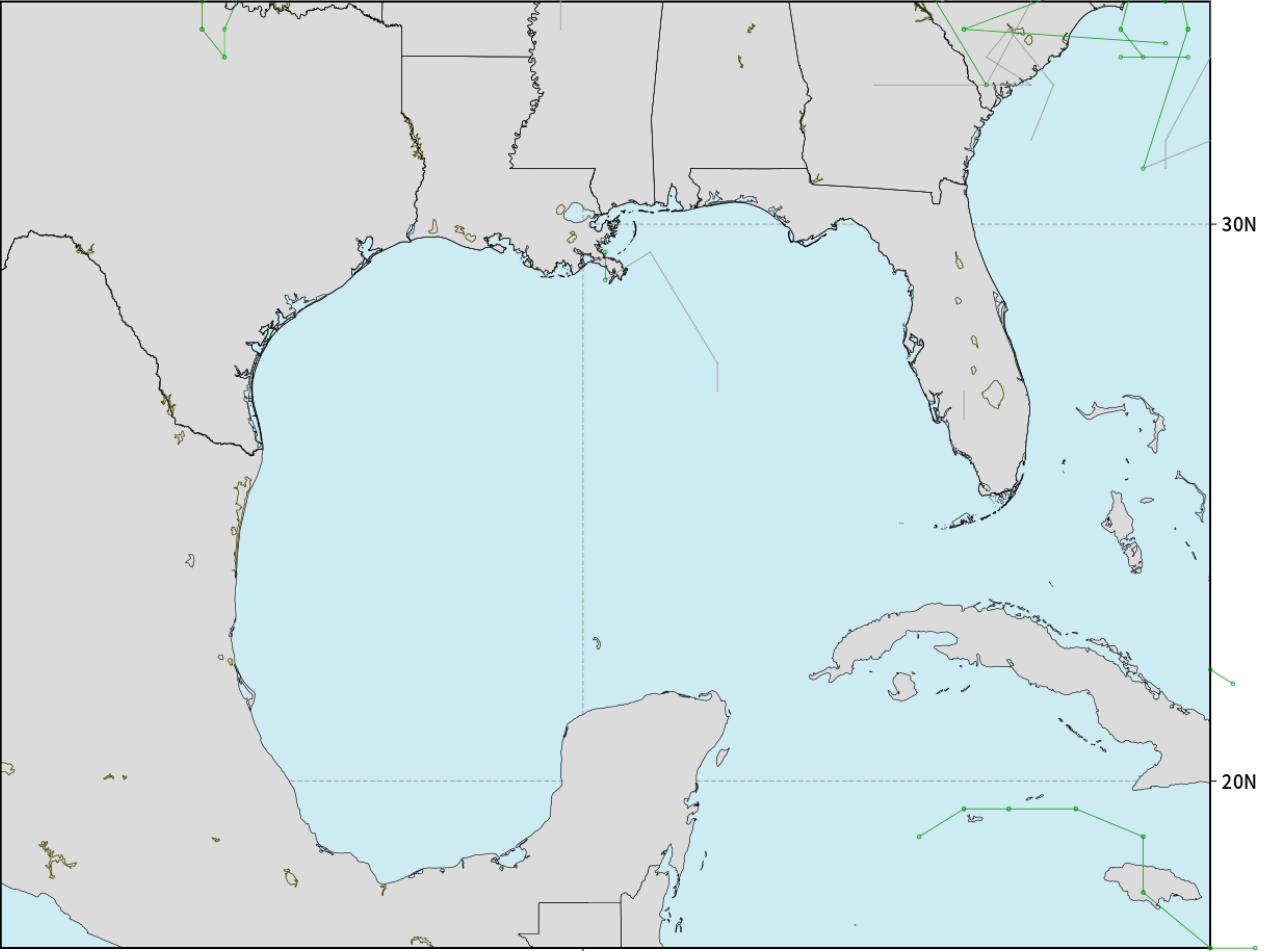
Houston Pilots Tropical Update



American Model Low Pressure Tracks Next 10-Days

NOAA GEFSv12 | All Ensemble Cyclones +240 Hours
INIT: 00Z19JUL2023 --> UNTIL 00Z29JUL2023

o-o > 1010 hPa
o-o 1000 - 1010 hPa
o-o 980 - 999 hPa
o-o 960 - 979 hPa
o-o 950 - 959 hPa
o-o 950 hPa



weathermodels.com

No tropical activity anticipated over the next 10 days for SE TX.

No other areas of interest being noted across the Atlantic/Gulf.

Houston Pilots Visibility Chart (miles)



Forecast Confidence



Time	Wed 3am	Wed 4am	Wed 5am	Wed 6am	Wed 7am	Wed 8am	Wed 9am	Wed 10am	Wed 11am	Wed 12pm	Wed 1pm	Wed 2pm	Wed 3pm	Wed 4pm	Wed 5pm	Wed 6pm	Wed 7pm	Wed 8pm	Wed 9pm	Wed 10pm	Wed 11pm	Thu 12am	Thu 1am	Thu 2am	Thu 3am	Thu 4am	Thu 5am	Thu 6am	Thu 7am	Thu 8am	Thu 9am	Thu 10am	Thu 11am	Thu 12pm	Thu 1pm	Thu 2pm			
610 Bridge	10	10	10	10	6	10	10	10	10	10	10	10	10	10	10	10	10	10	10	10	10	10	10	10	10	10	10	10	6	8	10	10	10	10	10	10	10		
Kinder 1	10	10	10	10	6	10	10	10	10	10	10	10	10	10	10	10	10	10	10	10	10	10	10	10	10	10	10	10	7	9	10	10	10	10	10	10	10		
Greens Bayou	10	10	10	10	7	10	10	10	10	10	10	10	10	10	10	10	10	10	10	10	10	10	10	10	10	10	10	10	8	10	10	10	10	10	10	10	10		
Shell Crude	10	10	10	10	7	10	10	10	10	10	10	10	10	10	10	10	10	10	10	10	10	10	10	10	10	10	10	10	9	10	10	10	10	10	10	10	10		
Lynchburg Ferries	10	10	10	10	7	10	10	10	10	10	10	10	10	10	10	10	10	10	10	10	10	10	10	10	10	10	10	10	10	10	10	10	10	10	10	10	10	10	
Exxon 3	10	10	10	10	10	10	10	10	10	10	10	10	10	10	10	10	10	10	10	10	10	10	10	10	10	10	10	10	10	10	10	10	10	10	10	10	10	10	
Morgans Point	10	10	10	10	10	10	10	10	10	10	10	10	10	10	10	10	10	10	10	10	10	10	10	10	10	10	10	10	10	10	10	10	10	10	10	10	10	10	
75/76	10	10	10	10	10	10	10	10	10	10	10	10	10	10	10	10	10	10	10	10	10	10	10	10	10	10	10	10	10	10	10	10	10	10	10	10	10	10	
63/64	10	10	10	10	10	10	10	10	10	10	10	10	10	10	10	10	10	10	10	10	10	10	10	10	10	10	10	10	10	10	10	10	10	10	10	10	10	10	
51/52	10	10	10	10	10	10	10	10	10	10	10	10	10	10	10	10	10	10	10	10	10	10	10	10	10	10	10	10	10	10	10	10	10	10	10	10	10	10	
37/38	10	10	10	10	10	10	10	10	10	10	10	10	10	10	10	10	10	10	10	10	10	10	10	10	10	10	10	10	10	10	10	10	10	10	10	10	10	10	10
25/26	10	10	10	10	10	10	10	10	10	10	10	10	10	10	10	10	10	10	10	10	10	10	10	10	10	10	10	10	10	10	10	10	10	10	10	10	10	10	10
11/12	10	10	10	10	10	10	10	10	10	10	10	10	10	10	10	10	10	10	10	10	10	10	10	10	10	10	10	10	10	10	10	10	10	10	10	10	10	10	10
1 & 2 Bravo	10	10	10	10	10	10	10	10	10	10	10	10	10	10	10	10	10	10	10	10	10	10	10	10	10	10	10	10	10	10	10	10	10	10	10	10	10	10	10

NOTE: This is automated data that may/may not agree with the official BAM thinking that's found on the daily slides or special visibility report slides. This data should be used as a guide only

Houston Pilots Wind Chart



Forecast Confidence



Sustained wind 13 Knots
Gusts 18 Knots
Wind from the N

Example

WS: 13
G:18
N

Time Knots	Wed 3am	Wed 4am	Wed 5am	Wed 6am	Wed 7am	Wed 8am	Wed 9am	Wed 10am	Wed 11am	Wed 12pm	Wed 1pm	Wed 2pm	Wed 3pm	Wed 4pm	Wed 5pm	Wed 6pm	Wed 7pm	Wed 8pm	Wed 9pm	Wed 10pm	Wed 11pm	Thu 12am	Thu 1am	Thu 2am	Thu 3am	Thu 4am	Thu 5am	Thu 6am	Thu 7am	Thu 8am	Thu 9am	Thu 10am	Thu 11am	Thu 12pm	Thu 1pm	Thu 2pm	
610 Bridge	3	2	3	3	2	5	7	6	5	5	4	3	3	6	10	11	11	10	9	9	8	8	7	7	5	5	4	4	3	4	5	5	5	5	4	4	
	9	8	9	10	9	13	11	9	8	6	5	4	4	8	13	14	15	16	14	13	13	12	11	10	8	6	6	4	6	7	8	8	7	6	7		
	S	S	S	S	S	S	S	S	S	S	S	S	S	SSE	SE	SE	SE	S	S	S	S	S	S	S	S	S	S	S	S	S	S	S	S	S	S	S	
Kinder 1	3	2	3	3	2	5	7	6	5	4	4	3	4	8	10	11	11	10	9	9	8	7	7	6	5	5	4	4	3	4	5	5	5	5	4	4	
	8	8	9	10	9	13	12	9	8	6	5	4	5	10	13	14	15	15	14	13	13	11	11	10	8	6	5	4	6	7	8	8	7	6	7		
	S	S	S	S	S	S	S	S	S	S	S	S	SE	ESE	SE	SSE	SSE	S	S	S	S	S	S	S	S	S	S	S	S	S	S	S	S	S	S	S	
Greens Bayou	3	2	3	3	2	5	7	6	6	4	4	4	7	9	10	11	11	10	9	9	8	7	7	6	5	5	4	3	3	4	5	5	5	5	4	5	
	8	8	10	10	9	13	12	9	8	6	5	5	9	12	13	14	15	15	14	13	12	11	11	10	8	7	6	5	6	7	8	7	7	6	7		
	SSE	S	S	S	S	S	S	S	S	S	S	SSE	ESE	ESE	SE	SSE	SSE	S	S	S	S	S	S	S	S	S	S	S	S	S	S	S	S	S	S	SSE	
Shell Crude	3	2	3	3	2	5	7	6	6	4	4	4	6	8	10	11	11	10	9	9	8	7	7	6	6	5	4	3	3	4	5	5	5	5	5	6	
	9	9	10	10	10	13	11	9	8	6	5	7	10	12	14	14	15	15	14	13	12	11	11	9	8	7	6	5	6	7	8	7	7	6	7		
	SSE	S	S	S	S	S	S	S	S	S	S	SE	ESE	SE	SSE	SSE	S	S	S	S	S	S	S	S	S	S	S	S	S	S	S	S	S	S	S	SSE	
Lynchburg Ferries	3	2	3	3	2	5	7	6	5	4	4	7	9	10	11	12	12	11	10	9	9	8	7	6	5	5	4	3	4	5	5	5	5	5	6		
	9	9	10	11	10	13	11	8	8	6	6	9	11	13	15	15	15	15	14	13	12	11	11	10	9	8	6	6	5	6	7	8	8	7	7	8	
	SSE	S	S	S	S	S	S	S	S	S	SSE	SE	SE	SE	SE	SSE	SSE	S	S	S	S	S	S	S	S	S	S	S	S	S	S	S	S	S	S	SSE	
Exxon 3	4	3	4	4	3	6	7	6	6	5	7	9	10	11	11	13	13	11	11	10	9	8	8	7	6	5	5	4	4	5	6	5	6	6	7	8	
	11	11	12	13	12	13	11	8	7	7	8	10	12	14	16	16	16	15	14	13	12	11	11	10	8	7	7	6	6	7	8	8	7	8	8		
	SSE	S	S	S	S	S	S	S	S	SSE	SE	SE	SE	SE	SSE	SSE	S	S	S	S	S	S	S	S	S	S	S	S	S	S	S	S	S	S	S	SSE	
Morgans Point	6	7	7	7	6	7	7	6	6	6	6	9	11	12	13	12	14	13	12	11	10	10	9	9	8	7	6	5	6	6	6	6	6	7	9		
	13	14	14	14	13	13	11	8	8	8	10	13	14	16	16	17	17	16	15	14	13	12	12	11	11	10	9	8	7	8	8	8	8	8	9	10	
	S	S	S	S	S	S	S	S	S	S	SSE	SE	SE	SE	SSE	SSE	S	S	S	S	S	S	S	S	S	S	S	S	S	S	S	S	S	S	SSE		
75/76	10	10	10	10	9	9	8	6	6	7	10	13	14	14	14	16	15	14	13	12	11	10	10	9	8	7	7	7	7	7	6	7	8	10	10		
	14	15	14	15	14	13	11	8	8	8	11	14	16	17	18	18	17	16	15	14	13	12	12	11	10	9	8	8	8	8	8	8	8	9	10	11	
	S	S	S	S	S	S	S	S	S	S	SE	SE	SE	SE	SSE	S	S	S	S	S	S	S	S	S	S	S	S	S	S	S	S	S	S	S	SSE		
63/64	11	11	10	11	10	9	8	7	6	7	10	12	14	14	15	16	15	14	13	12	11	10	10	9	8	7	7	6	6	6	6	6	6	8	9		
	15	15	14	14	13	11	9	8	8	8	11	14	15	16	17	18	17	15	14	13	12	12	12	11	10	9	8	8	8	8	8	8	8	9	10	11	
	S	S	S	S	S	S	S	S	S	S	SE	SE	SSE	SSE	SSE	S	S	S	S	S	S	S	S	S	S	S	S	S	S	S	S	S	S	S	SSE		
51/52	11	11	10	11	10	10	9	8	7	8	10	12	12	14	14	15	15	14	13	12	12	12	11	11	10	9	8	7	7	6	6	6	8	9			
	15	15	14	14	13	13	11	10	9	9	11	13	14	15	16	17	17	16	14	13	13	13	13	13	12	11	10	9	8	8	7	8	9	10	11		
	S	S	S	S	S	S	S	S	SSE	SSE	SSE	S	S	S	S	S	S	S	S	S	S	S	S	S	S	S	S	S	S	S	S	S	S	S	SSE		
37/38	10	10	10	10	10	10	9	9	8	8	10	11	11	13	14	14	14	13	11	10	11	11	11	10	9	8	7	7	7	7	7	7	8	9			
	15	15	14	14	13	13	11	10	9	9	11	12	14	16	15	15	14	12	12	12	12	12	12	11	10	8	8	8	8	8	8	8	9	10	10		
	S	S	S	S	S	S	S	S	S	S	S	S	S	S	S	S	S	S	S	S	S	S	S	S	S	S	S	S	S	S	S	S	S	S	S	SSE	
25/26	9	9	9	9	8	9	9	8	8	8	9	10	10	11	12	12	11	11	9	9	9	9	9	9	8	8	7	6	6	7	7	7	7	8	8		
	15	14	13	13	12	12	11	10	9	9	10	11	11	13	15	13	13	12	11	11	11	11	11	11	10	10	9	8	7	7	8	8	8	9	9		
	S	S	S	S	S	S	S	S	S	S	S	S	S	S	S	S	S	S	S	S	S	S	S	S	S	S	S	S	S	S	S	S	S	S	S	S	
11/12	10	10	9	9	9	9	9	8	8	8	9	9	10	10	12	11	11	10	9	9	9	10	10	9	8	8	7	7	7	7	7	7	8	8			
	15	14	13	13	12	12	11	10	10	9	10	11	11	12	14	12	12	12	11	11	11	11	11	11	10	10	9	8	8	8	8	8	8	8	9		
	S	S	S	S	S	S	S	S	S	S	S	S	S	S	S	S	S	S	S	S	S	S	S	S	S	S	S	S	S	S	S	S	S	S	S	S	
1 & 2 Bravo	12	12	11	11	11	11	10	9	7	6	7	8	9	9	11	11	11	11	11	11	11	11	11	11	11	11	11	11	11	11	11	11	11	11	11	11	
	15	15	14	13	13	13	11	10	10	9	8	9	10	11	13	12	12	11	11	11	11	11	11	11	11	11	11	11	11	11	11	11	11	11	11	11	11
	S	S	S	S	S	S	S	S	S	S	S	S	S	S	S	S	S	S	S	S	S	S	S	S	S	S	S	S	S	S	S	S	S	S	S	S	S

NOTE: This is automated data that may/may not agree with the official BAM thinking that's found on the daily slides. This data should be used as a guide only

Houston Pilots: Wed. 7/19/2023



Forecast Discussion

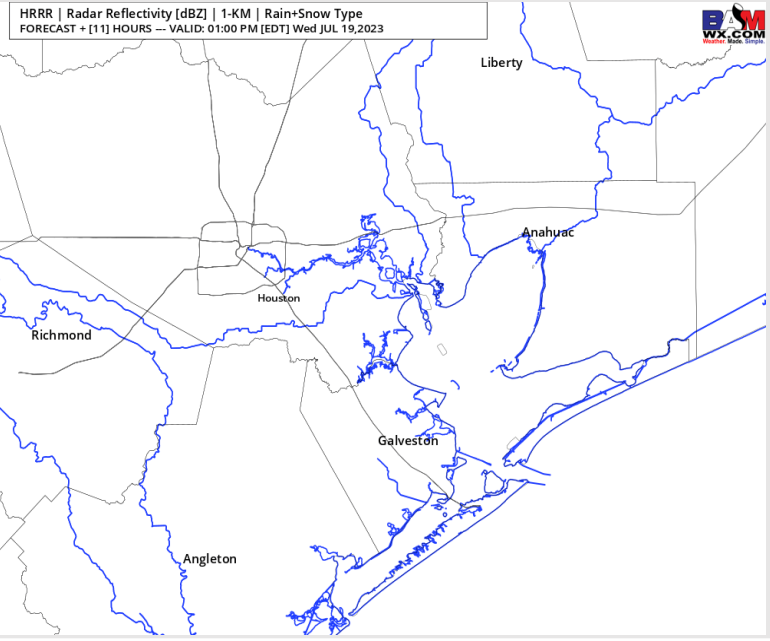
Precip: Favoring dry conditions throughout the day today.

Wind: Winds will be out of the S/SW throughout the day. Winds for Stations N of Morgan's Point will be at 5-10 kts until 3 PM, after which time they will increase to 8-13 kts for the remainder of the evening. Winds S of Morgan's Point will be at 10-15 kts through 10 AM when then winds will decrease to 6 - 11 kts until 1 PM. After 1 PM winds will pick back up to 13 - 18 kts for the rest of the day. **Winds gusts of 13 -18 kts are possible this morning for stations S of Morgan's point and boarding station through 9 AM. Wind gusts of 18-23 kts are possible for all stations after 5 PM today.**

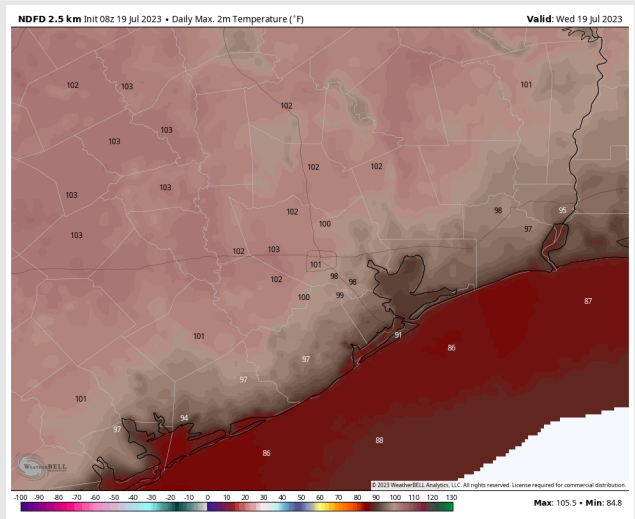
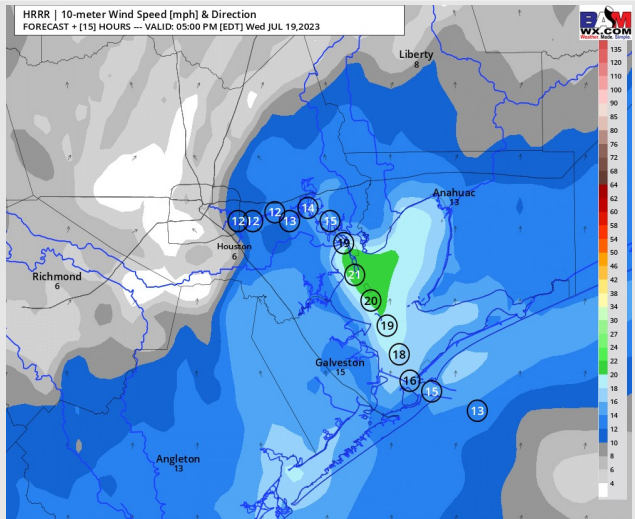
Temps: High temps will be in the mid/upper 80s F for the Boarding Station, low/mid 90s F for all other Stations S of Morgan's Point and upper 90s/ low 100s F N of Morgan's Point.

Visibility: Not anticipating any visibility concerns at this time .

Precip Image: 12 PM CT



Wind Speed:
4 PM CT



High Temps
Today

Houston Pilots: Thur. 7/20/2023



Forecast Discussion

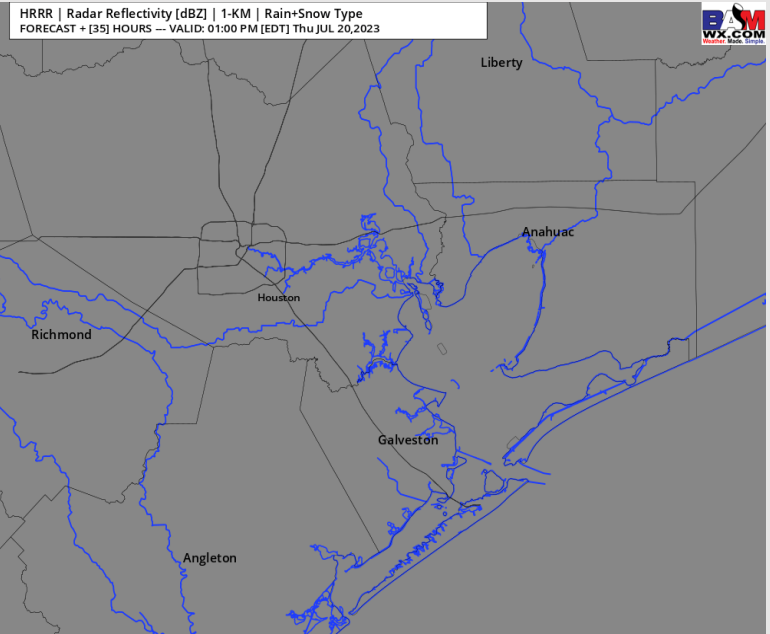
Precip: Favoring dry conditions throughout the day Thursday.

Wind: Winds will be out of the S/SW throughout the day. Winds for Stations N of Morgan's Point will be at 5-10 kts until 3 PM, after which time they will increase to 7-12 kts for the remainder of the evening. Winds S of Morgan's Point will be at 10-15 kts through 7 AM when then winds will decrease to 6 - 11 kts until 2 PM. After 2 PM winds will pick back up to 13 - 18 kts for the rest of the day. **Winds gusts of 18-23 kts are possible for all stations after 4 PM today.**

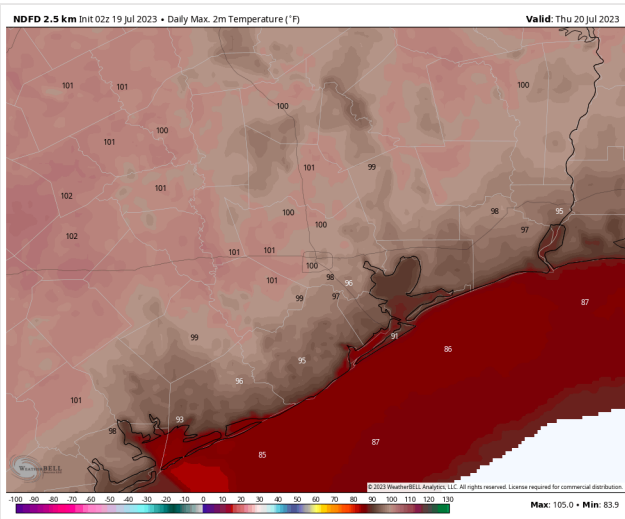
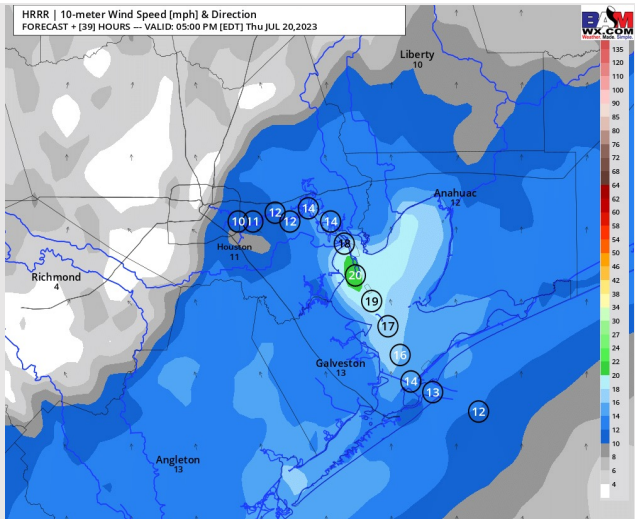
Temps: High temps will be in the mid/upper 80s F for the Boarding Station, low/mid 90s F for all other Stations S of Morgan's Point and upper 90s F N of Morgan's Point.

Visibility: Not anticipating any visibility concerns at this time .

Precip Image: 12 PM CT



Wind Speed:
4 PM CT



High Temps
Thursday

Houston Pilots: Fri. 7/21/2023



Forecast Discussion

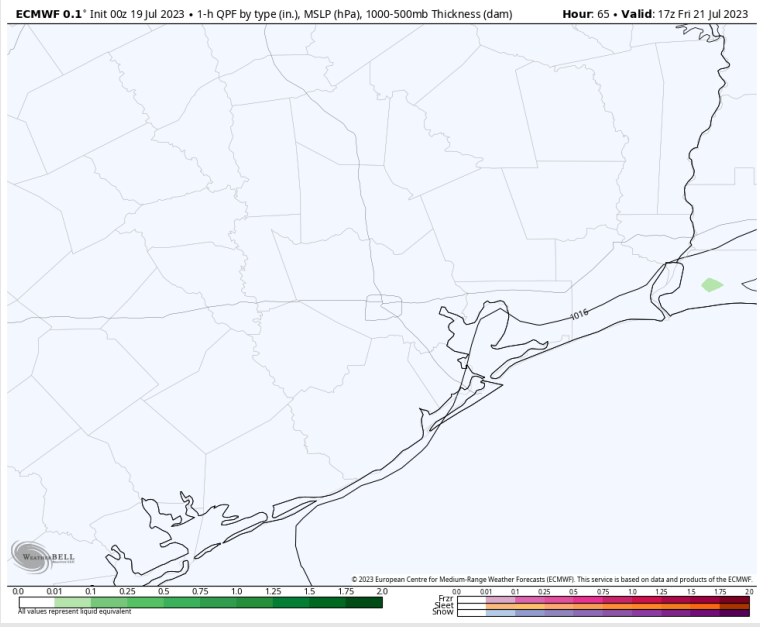
Precip: Favoring dry conditions throughout the day Friday.

Wind: Winds out of the S/ SW will be 3-8 kts for Stations N of Morgan's Point through 7 PM . After 7 PM winds will slightly increase to 7-12 kts for the rest of the day. Winds S of Morgan's Point will be 8-13 kts through 8 AM. After 8 AM, favoring winds S of Morgan's Point to decrease to 5-10 kts through 4 PM. Then after 4 PM, favoring winds S of Morgan's Point to increase back to 8-13 kts for the rest of the day. **Wind gusts of 16-21 kts are possible after 5 PM for all stations Friday.**

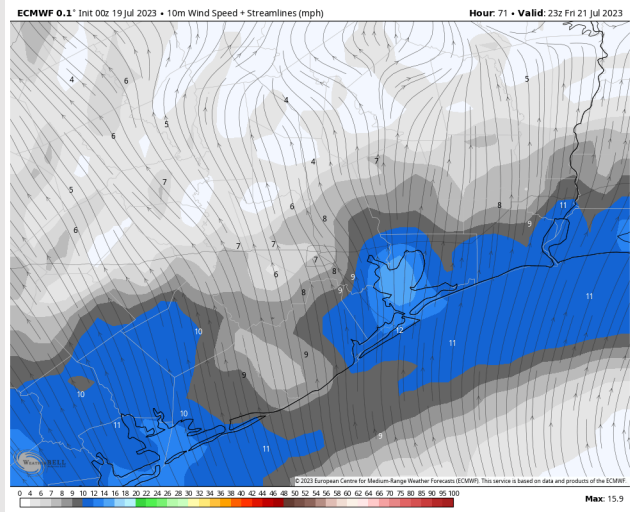
Temps: High temperatures Friday will be in the mid/upper 80s F near the Boarding Station, in the low/mid 90s F for all other stations S of Morgan's Point, and in the upper 90s F for stations N of Morgan's Point.

Visibility: Not anticipating any visibility concerns at this time.

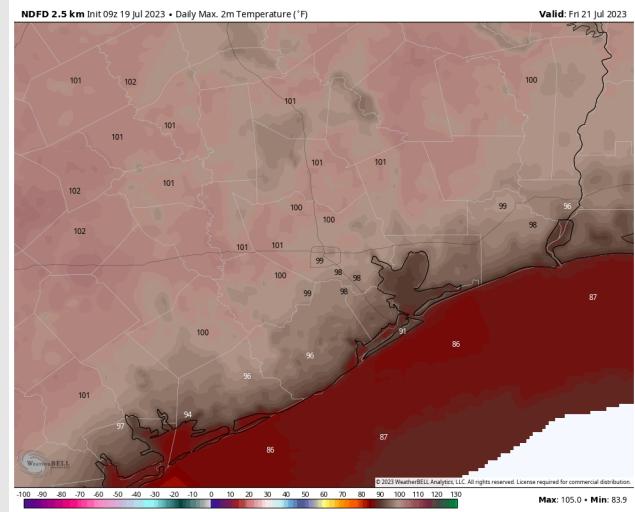
Precip Image: 12 PM CT



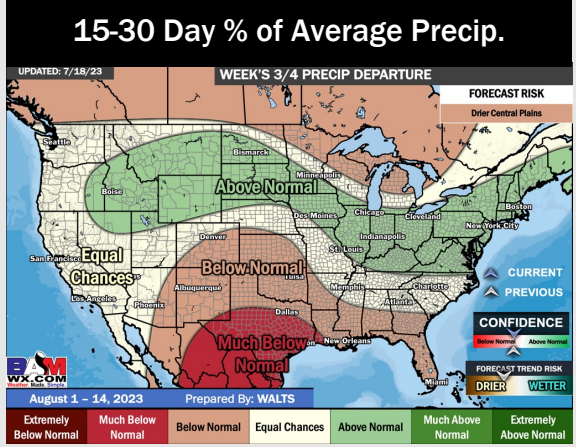
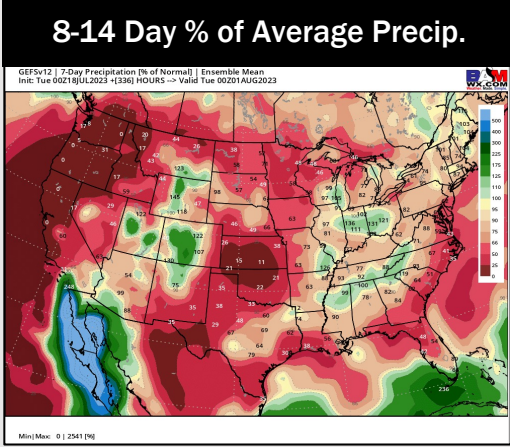
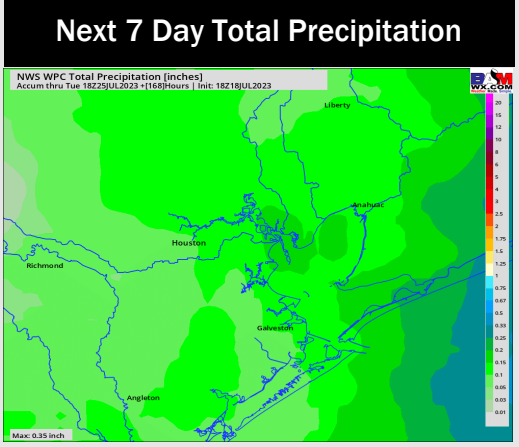
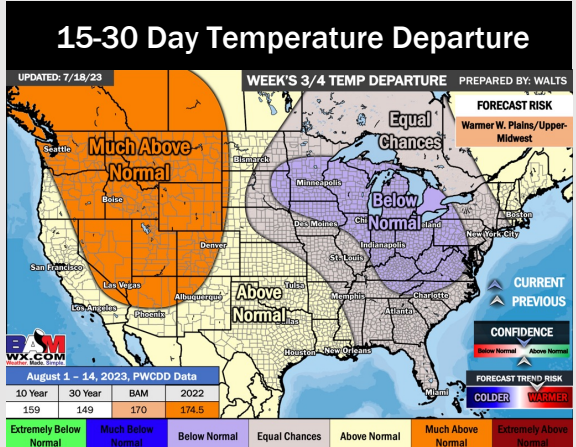
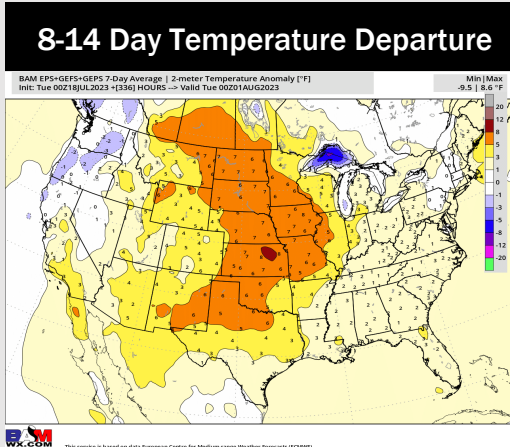
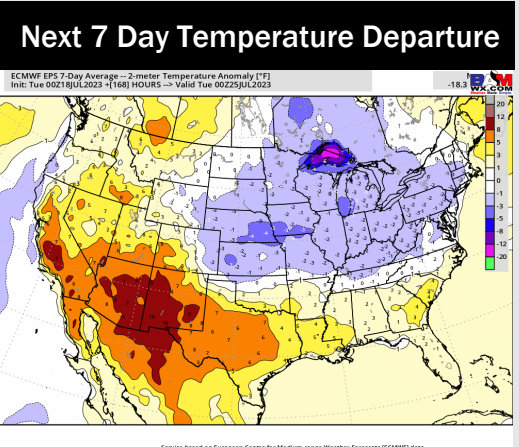
Wind Speed:
6 PM CT



High Temps
Friday



Houston Pilots: 7/19/23



- Above normal temperatures are favored over the next week. Below normal precipitation chances are favored for this week.
- Expecting much below normal precipitation chances and above normal temperatures for the week 2 timeframe.
- Above normal temperatures and much below normal chances for precipitation are favored in the weeks 3/4 timeframe.