

Houston Pilots Forecast Package

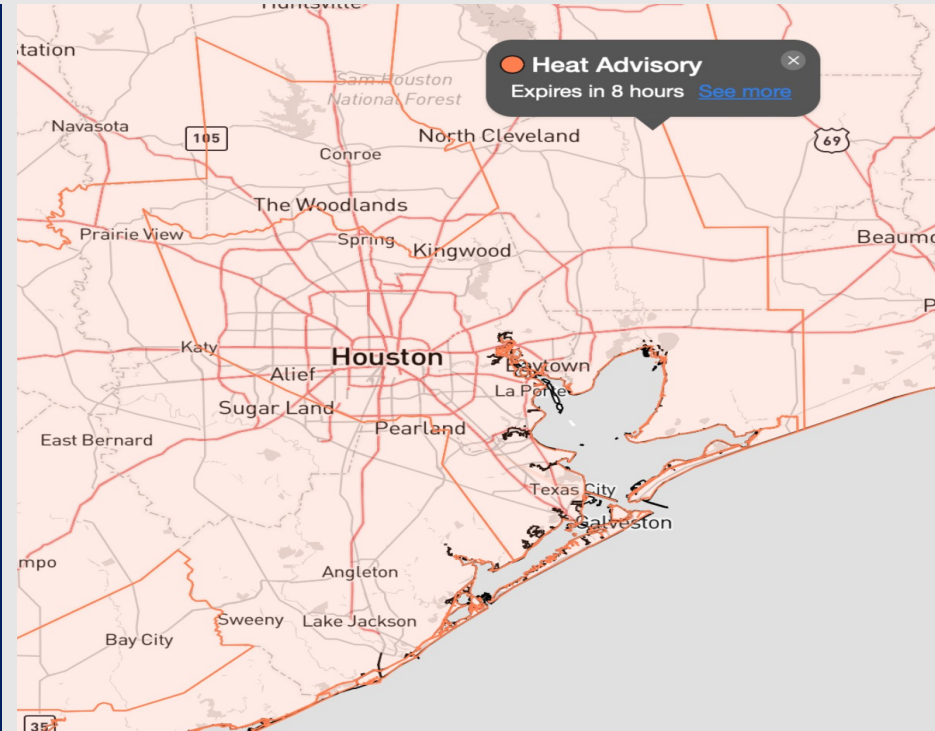


Updated: 1:00 PM CT
Saturday, July 15, 2023

Forecaster: Tyler Riggles

Weather Headlines

- Dry conditions are favored through early/mid next week.
- Excessive heat concerns (90+ F) to continue throughout at least next week.
- No active tropical threats to SE TX at this time.
- No signals for fog impacting stations moving forward.



Radar/NWS Alerts: 1:00 PM CT



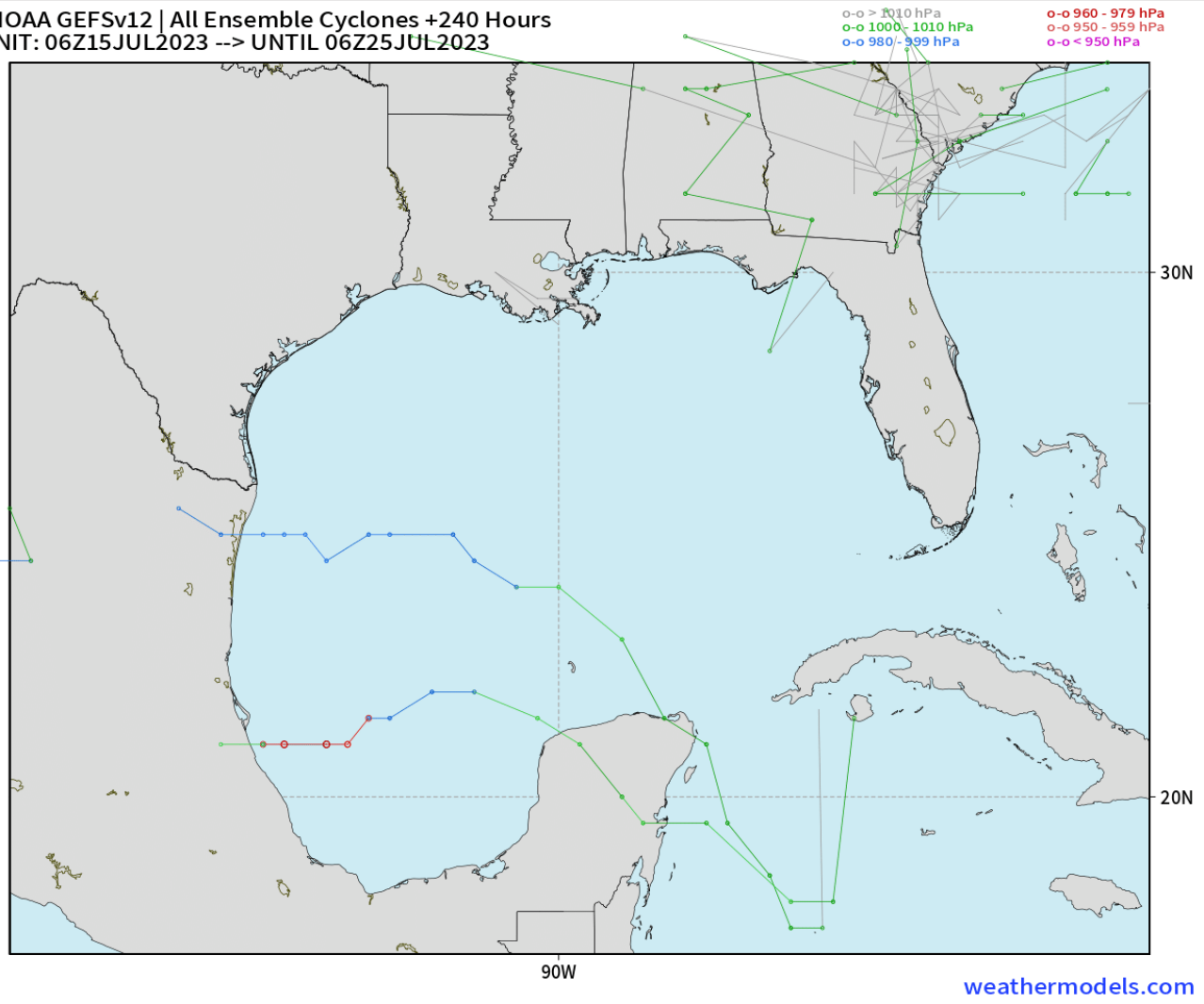
As always, please do not hesitate to reach out to us with any forecast questions via the chat option on the Weather Porthole or our on-call number, **(317)-560-8122** press 1 for forecast questions.

Houston Pilots Tropical Update



American Model Low Pressure Tracks Next 10-Days

NOAA GEFSv12 | All Ensemble Cyclones +240 Hours
INIT: 06Z15JUL2023 --> UNTIL 06Z25JUL2023



No tropical activity anticipated over the next 10 days for SE TX.

No other areas of interest being noted across the Atlantic/Gulf.

Houston Pilots Visibility Chart (miles)



Forecast Confidence



Time	Sat 12pm	Sat 1pm	Sat 2pm	Sat 3pm	Sat 4pm	Sat 5pm	Sat 6pm	Sat 7pm	Sat 8pm	Sat 9pm	Sat 10pm	Sat 11pm	Sat 12am	Sun 1am	Sun 2am	Sun 3am	Sun 4am	Sun 5am	Sun 6am	Sun 7am	Sun 8am	Sun 9am	Sun 10am	Sun 11am	Sun 12pm	Sun 1pm	Sun 2pm	Sun 3pm	Sun 4pm	Sun 5pm	Sun 6pm	Sun 7pm	Sun 8pm	Sun 9pm	Sun 10pm	Sun 11pm	
610 Bridge	10	10	10	10	10	10	10	10	10	10	10	10	10	10	10	10	10	7	6	4	6	10	10	10	10	10	10	10	10	10	10	10	10	10	10	10	10
Kinder 1	10	10	10	10	10	10	10	10	10	10	10	10	10	10	10	10	10	7	7	5	6	10	10	10	10	10	10	10	10	10	10	10	10	10	10	10	10
Greens Bayou	10	10	10	10	10	10	10	10	10	10	10	10	10	10	10	10	10	8	8	7	7	10	10	10	10	10	10	10	10	10	10	10	10	10	10	10	10
Shell Crude	10	10	10	10	10	10	10	10	10	10	10	10	10	10	10	10	10	8	8	8	8	10	10	10	10	10	10	10	10	10	10	10	10	10	10	10	10
Lynchburg Ferries	10	10	10	10	10	10	10	10	10	10	10	10	10	10	10	10	10	8	8	8	9	10	10	10	10	10	10	10	10	10	10	10	10	10	10	10	10
Exxon 3	10	10	10	10	10	10	10	10	10	10	10	10	10	10	10	10	10	10	10	8	10	10	10	10	10	10	10	10	10	10	10	10	10	10	10	10	10
Morgans Point	10	10	10	10	10	10	10	10	10	10	10	10	10	10	10	10	10	10	10	10	10	10	10	10	10	10	10	10	10	10	10	10	10	10	10	10	10
75/76	10	10	10	10	10	10	10	10	10	10	10	10	10	10	10	10	10	10	10	10	10	10	10	10	10	10	10	10	10	10	10	10	10	10	10	10	10
63/64	10	10	10	10	10	10	10	10	10	10	10	10	10	10	10	10	10	10	10	10	10	10	10	10	10	10	10	10	10	10	10	10	10	10	10	10	10
51/52	10	10	10	10	10	10	10	10	10	10	10	10	10	10	10	10	10	10	10	10	10	10	10	10	10	10	10	10	10	10	10	10	10	10	10	10	10
37/38	10	10	10	10	10	10	10	10	10	10	10	10	10	10	10	10	10	10	10	10	10	10	10	10	10	10	10	10	10	10	10	10	10	10	10	10	10
25/26	10	10	10	10	10	10	10	10	10	10	10	10	10	10	10	10	10	10	10	10	10	10	10	10	10	10	10	10	10	10	10	10	10	10	10	10	10
11/12	10	10	10	10	10	10	10	10	10	10	10	10	10	10	10	10	10	10	10	10	10	10	10	10	10	10	10	10	10	10	10	10	10	10	10	10	10
1 & 2 Bravo	10	10	10	10	10	10	10	10	10	10	10	10	10	10	10	10	10	10	10	10	10	10	10	10	10	10	10	10	10	10	10	10	10	10	10	10	10

NOTE: This is automated data that may/may not agree with the official BAM thinking that's found on the daily slides or special visibility report slides. This data should be used as a guide only

Houston Pilots Wind Chart



Sustained wind 13 Knots
Gusts 18 Knots
Wind from the N

Example

WS: 13
G:18
N

Time Knots	Sat 12pm	Sat 1pm	Sat 2pm	Sat 3pm	Sat 4pm	Sat 5pm	Sat 6pm	Sat 7pm	Sat 8pm	Sat 9pm	Sat 10pm	Sat 11pm	Sun 12am	Sun 1am	Sun 2am	Sun 3am	Sun 4am	Sun 5am	Sun 6am	Sun 7am	Sun 8am	Sun 9am	Sun 10am	Sun 11am	Sun 12pm	Sun 1pm	Sun 2pm	Sun 3pm	Sun 4pm	Sun 5pm	Sun 6pm	Sun 7pm	Sun 8pm	Sun 9pm	Sun 10pm	Sun 11pm		
610 Bridge	7	5	5	4	4	5	7	9	9	8	7	7	6	6	5	7	6	4	4	4	4	5	5	6	5	4	4	4	5	5	5	5	7	8	8	8	8	7
Kinder 1	6	5	5	4	4	6	9	10	9	8	7	7	6	5	5	7	6	4	4	4	4	5	5	6	5	4	4	4	5	5	5	7	8	8	8	8	7	
Greens Bayou	6	5	4	4	6	9	10	10	9	7	7	8	6	5	5	6	6	4	4	4	5	5	5	5	4	4	4	5	5	6	8	8	8	8	8	7		
Shell Crude	10	8	7	7	11	14	15	15	15	16	16	17	17	15	15	10	9	7	7	6	8	7	8	7	7	6	7	8	8	10	11	11	12	11	12	11		
Lynchburg Ferries	6	5	5	8	11	11	10	10	9	7	7	7	6	5	4	7	6	5	5	4	5	5	6	5	5	4	4	5	6	7	9	9	9	8	8	8		
Exxon 3	5	5	8	10	12	11	11	10	9	8	8	8	7	6	4	7	7	6	5	5	5	6	6	5	5	4	5	6	7	8	10	9	9	9	9	8		
Morgans Point	4	8	11	13	13	12	11	11	11	11	10	9	8	7	7	9	8	7	6	6	6	6	6	5	5	5	5	7	9	10	11	12	11	10	10	10	10	
75/76	3	10	13	15	14	13	13	13	13	14	13	12	11	11	10	11	11	10	9	8	8	8	7	6	5	5	7	9	11	12	14	14	14	13	12	12		
63/64	7	11	15	17	18	17	17	17	17	19	18	18	17	17	17	13	12	11	10	9	8	8	8	7	6	5	5	7	9	11	12	14	14	14	13	12	12	
51/52	7	10	12	14	15	15	14	14	14	15	14	12	13	12	12	11	11	10	9	8	8	8	7	6	5	5	7	9	10	12	13	14	13	12	12	12		
37/38	8	9	11	13	14	15	15	14	14	14	14	12	13	13	12	11	10	9	8	8	8	8	7	6	5	6	7	8	10	11	12	12	12	11	11	11		
25/26	8	9	11	12	13	14	14	13	12	13	12	11	11	11	11	10	9	8	8	7	7	7	7	6	6	6	7	8	9	10	10	10	10	9	9	9		
11/12	9	10	11	11	13	14	14	13	12	12	12	12	11	12	12	10	9	9	8	8	8	8	7	6	6	7	7	8	9	10	9	10	10	9	9	9		
1 & 2 Bravo	8	8	10	11	13	15	14	14	15	15	14	14	14	14	15	12	12	11	10	10	10	9	9	8	8	6	6	7	8	9	10	10	11	11	11	11		

NOTE: This is automated data that may/may not agree with the official BAM thinking that's found on the daily slides. This data should be used as a guide only

Houston Pilots: sat. 7/15/2023

Forecast Discussion

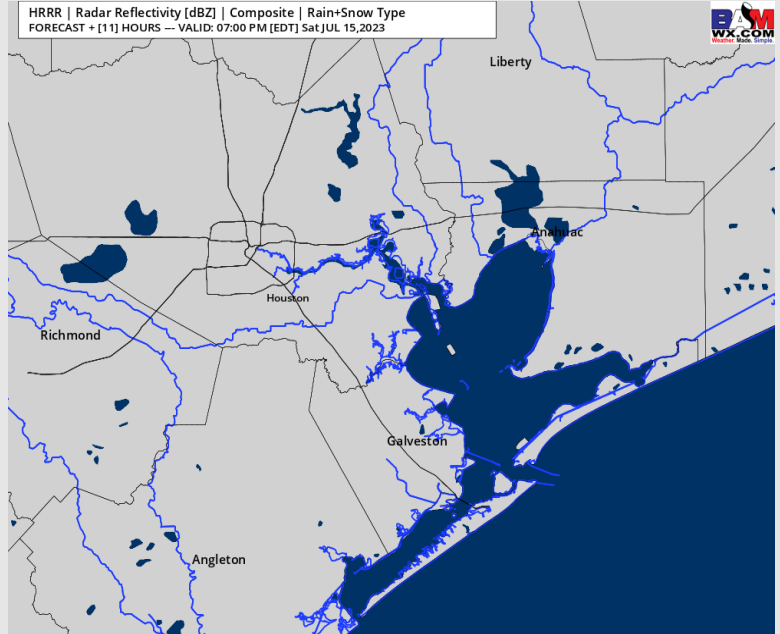
Precip: Favoring dry conditions for the rest of the day.

Wind: Winds will be out of the S/SW throughout the day today. Winds N of Morgan's point will be 5-10 kts through 2 PM. After 2 PM, winds N of Morgan's Point will gradually increase to 8-13 kts and remain that way for the rest of the day. Winds S of Morgan's Point will be 14-19 kts for the rest of the day. **Wind Gusts of 19-24 kts are possible for all stations after 3 PM.**

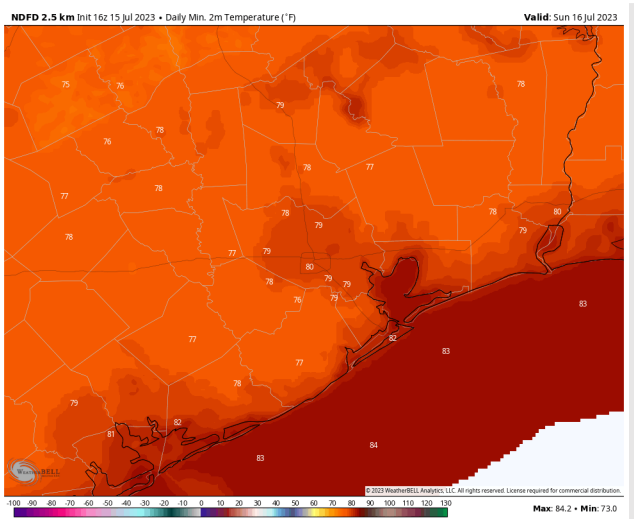
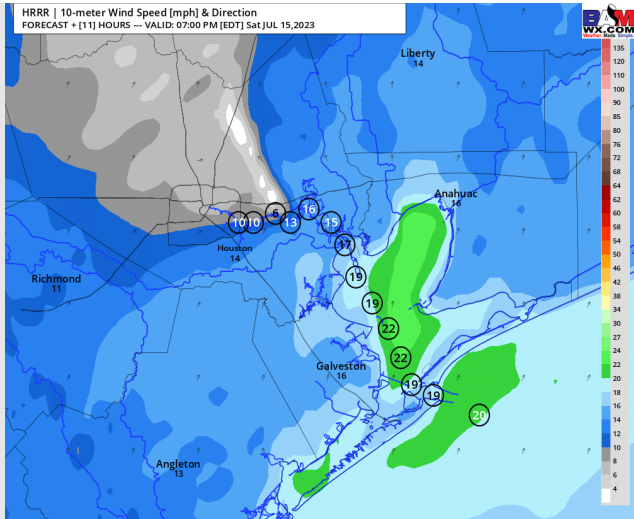
Temps: Low temps tonight will be in the low 80s F for Stations S of Morgan's Point and in the upper 70s near 80 F N of Morgan's Point.

Visibility: Not anticipating any visibility concerns at this time.

Precip Image: 6 PM CT



**Wind Speed:
6 PM CT**



**Low Temps
Sun AM**

Houston Pilots: Sun. 7/16/2023



Forecast Discussion

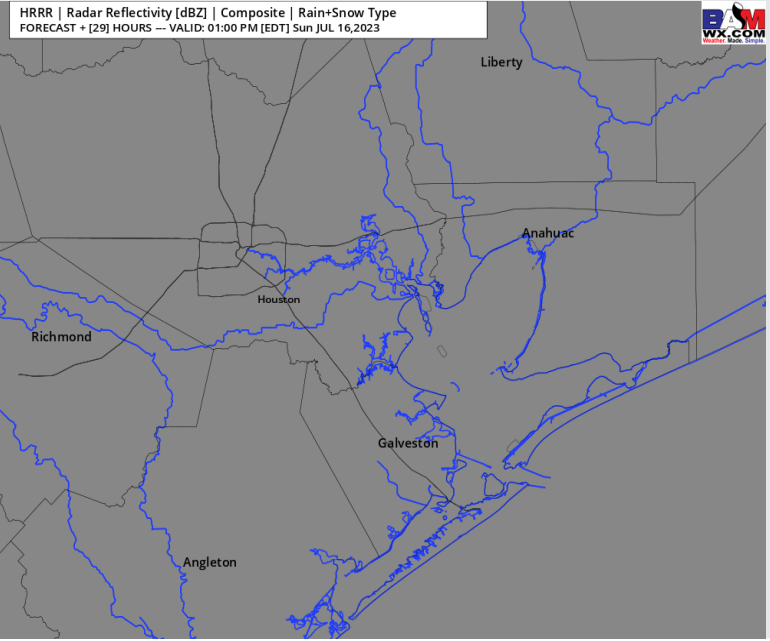
Precip: Favoring dry conditions throughout the day Sunday.

Wind: Winds will be out of the S/SW throughout the day on Sunday. Winds for stations N of Morgan's Point will be at 5-10 kts through 12 PM. Between 12-3 PM, winds will see a brief decrease to 3-8 kts, then after 3 PM winds N of Morgan's Point will gradually increase to 9-14 kts and remain that way for the rest of the day. Stations S of Morgan's Point will see winds of 12-17 kts throughout the day, aside from the 11 AM – 3 PM timeframe, where winds will be 3-8 kts. **Wind gusts of 17-21 kts will be possible S of Morgan's Point before 7 AM and at all Stations after 8 PM.**

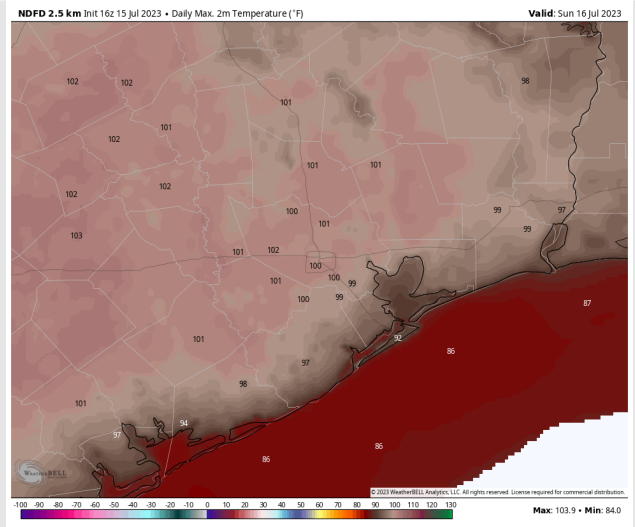
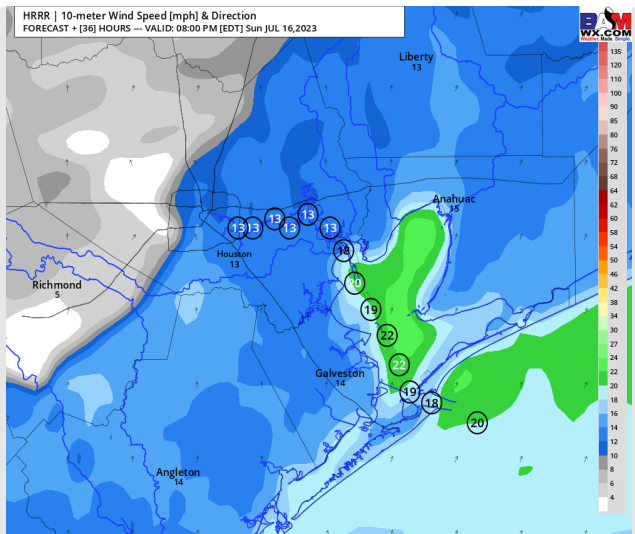
Temps: High temperatures Sunday will be in the mid/upper 80s F near the Boarding Station, in the low/mid 90s F for all other stations S of Morgan's Point, and upper 90s/low 100s F for stations N of Morgan's Point.

Visibility: Not anticipating any visibility concerns at this time.

Precip Image: 12 PM CT



Wind Speed:
7 PM CT



High Temps
Sunday

Houston Pilots: Mon. 7/17/2023



Forecast Discussion

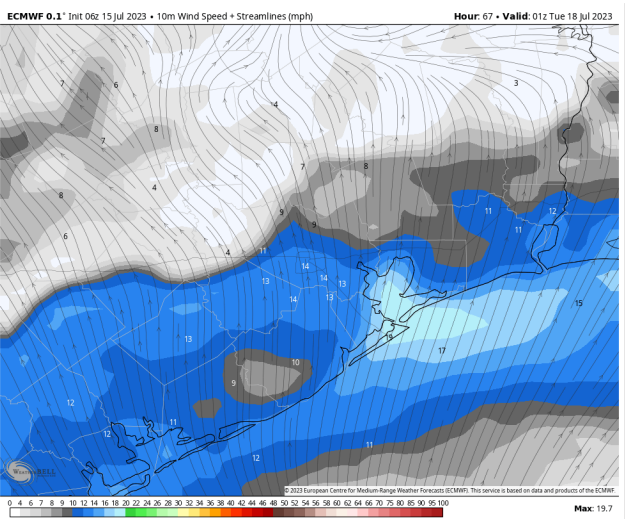
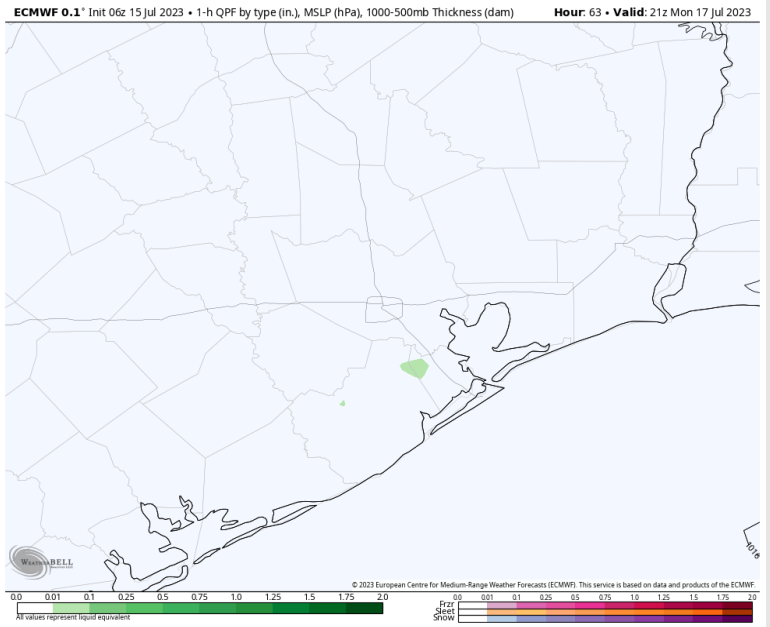
Precip: Favoring dry conditions through most of the day Monday, except for a brief 10% chance for isolated pop-up showers between 4-6 PM.

Wind: Winds out of the S/SW will be at 11-16 kts throughout the day for Stations S of Morgan's Point. Winds N of Morgan's Point will be at 4-9 kts for most of the day, before increasing to 7-12 kts after 7 PM.

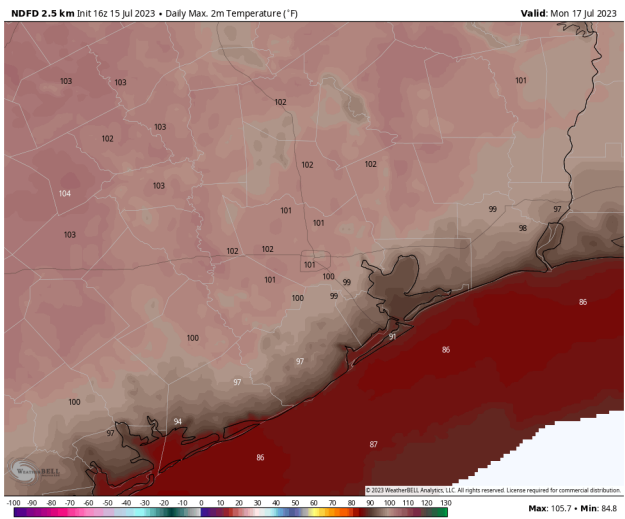
Temps: High temps on Monday will be in the mid/upper 80s F at the Boarding Station, low/mid 90s F for all other Stations S of Morgan's Point and upper 90s/low 100s for Stations N of Morgan's Point.

Visibility: Not anticipating any visibility concerns at this time.

Precip Image: 4 PM CT

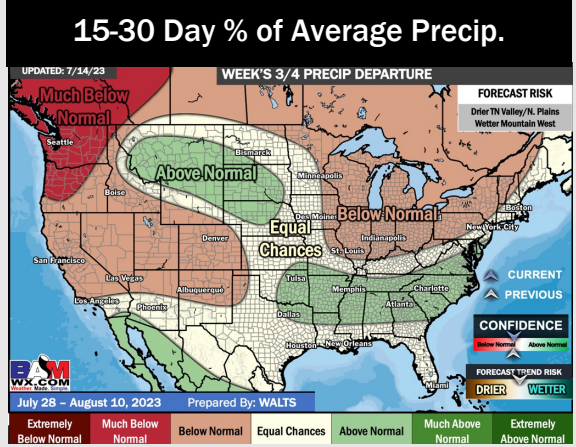
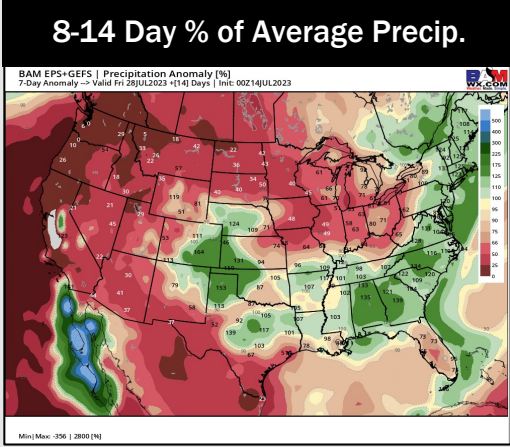
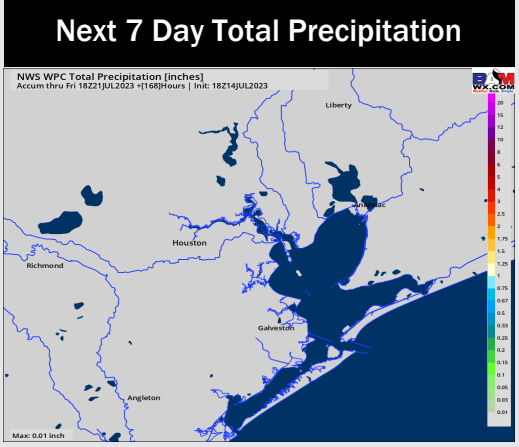
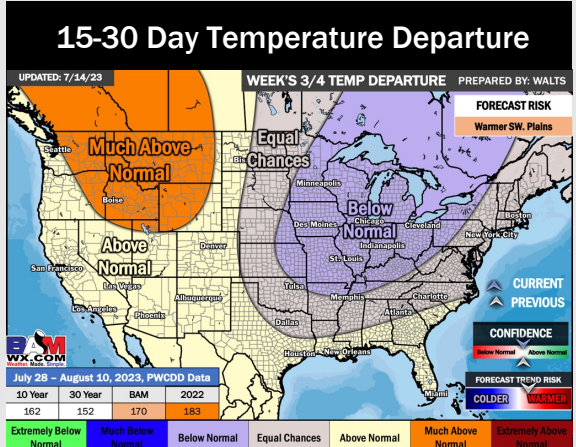
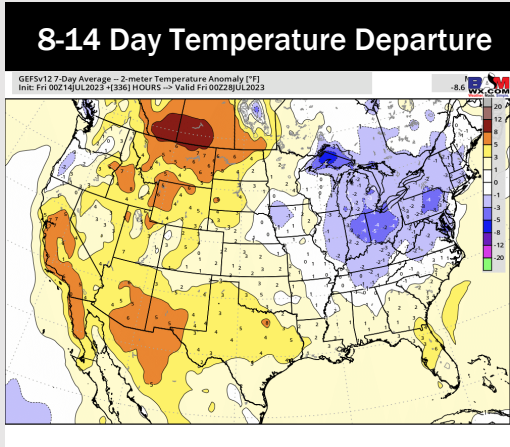
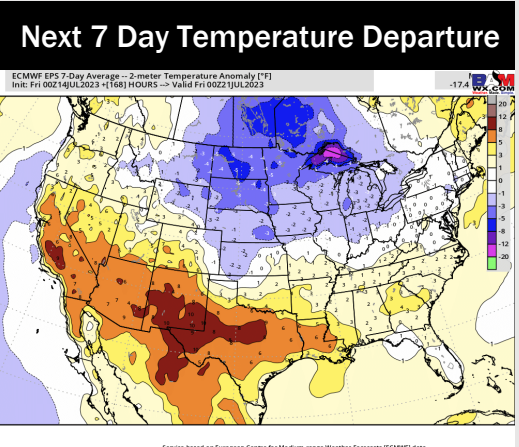


Wind Speed:
8 PM CT



High Temps
Monday

Houston Pilots: 7/15/23



- Above normal temperatures are favored over the next week. Below normal precipitation chances are favored for this week with little to no precip anticipated.
- Expecting below normal precipitation chances and above normal temperatures for the week 2 timeframe.
- Above normal temperatures and seasonable chances for precipitation are favored in the weeks 3/4 timeframe.