

Houston Pilots Forecast Package

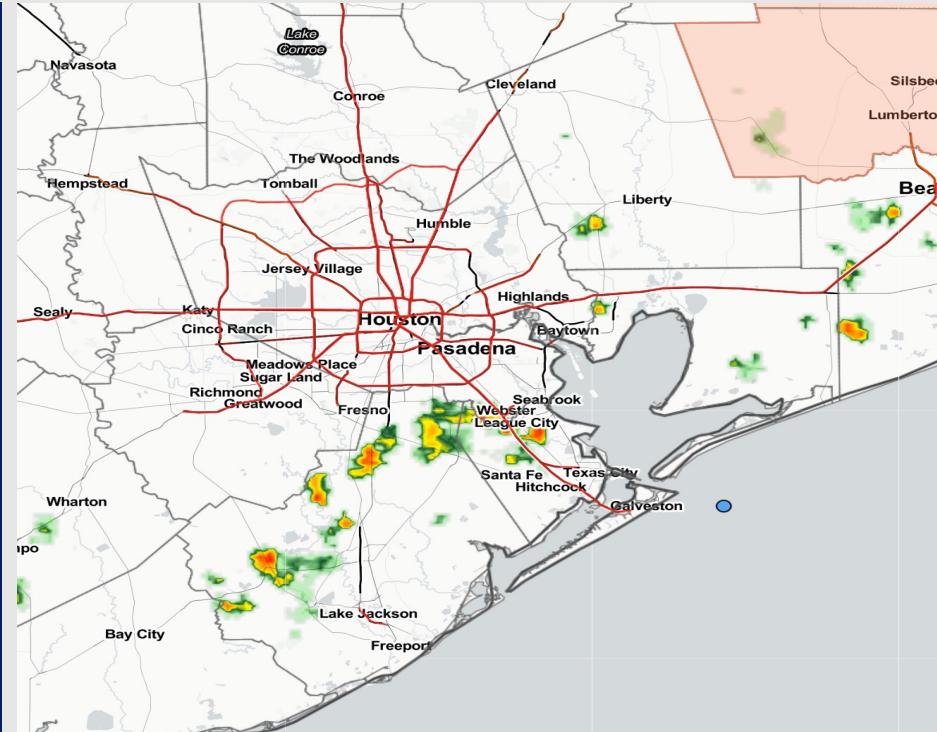


Updated: 3:35 PM CT
Sunday, July 2, 2023

Forecaster: Tyler Riggles

Weather Headlines

- Anticipating mostly dry conditions over the next few days, with a few low-end, isolated chances for rain possible
- Excessive heat concerns (90+ F) to continue throughout at least next week.
- No active tropical threats to SE TX at this time.
- No signals for fog impacting stations moving forward.



Radar/NWS Alerts: 3:35 PM CT

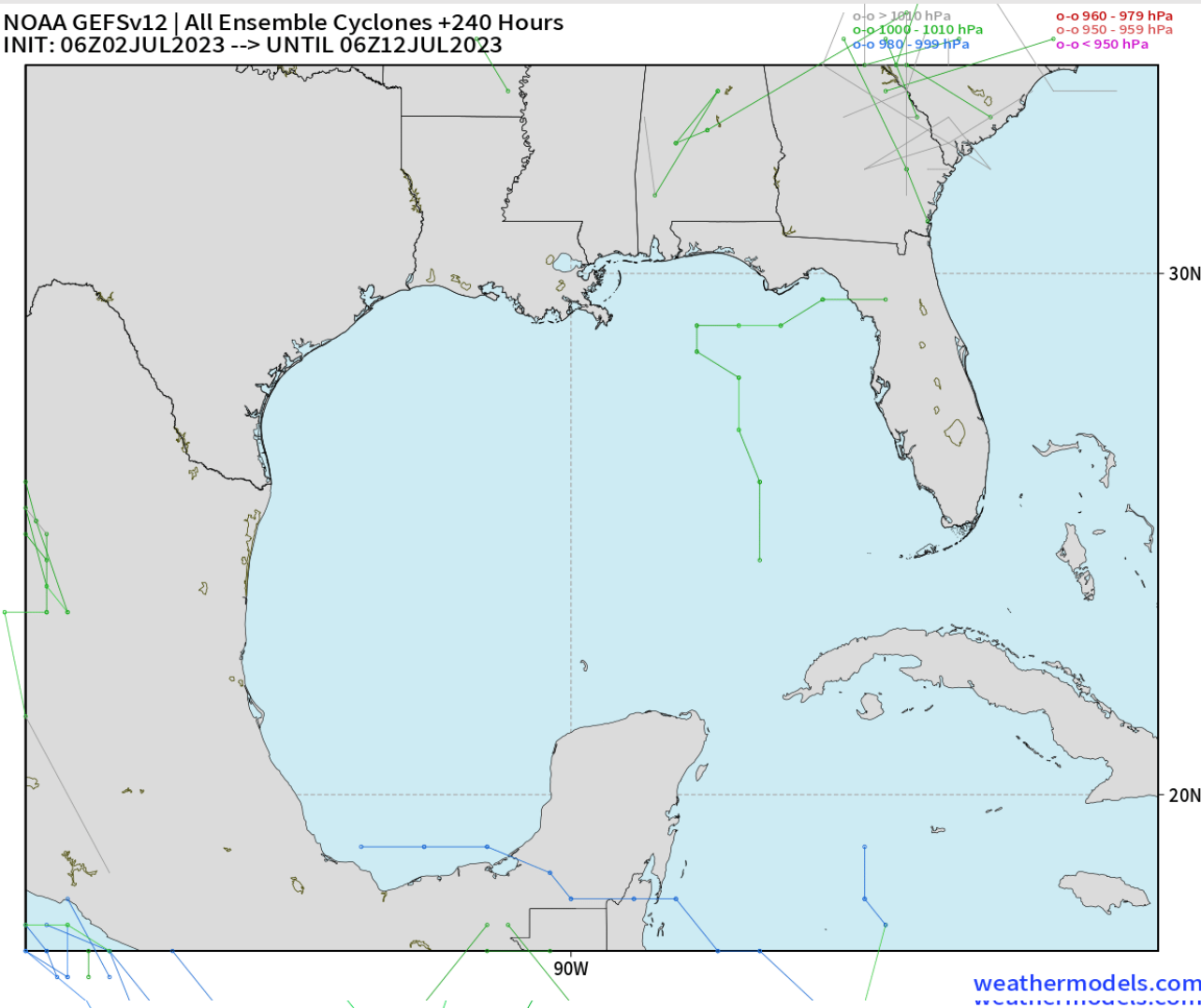


As always, please do not hesitate to reach out to us with any forecast questions via the chat option on the Weather Porthole or our on-call number, **(317)-560-8122** press 1 for forecast questions.

Houston Pilots Tropical Update

American Model Low Pressure Tracks Next 10-Days

NOAA GEFSv12 | All Ensemble Cyclones +240 Hours
INIT: 06Z02JUL2023 --> UNTIL 06Z12JUL2023



No tropical activity anticipated over the next 10 days for SE TX.

No other areas of interest being noted across the Atlantic/Gulf.

Houston Pilots Visibility Chart (miles)



Forecast Confidence



Time	Sun 2pm	Sun 3pm	Sun 4pm	Sun 5pm	Sun 6pm	Sun 7pm	Sun 8pm	Sun 9pm	Sun 10pm	Sun 11pm	Mon 12am	Mon 1am	Mon 2am	Mon 3am	Mon 4am	Mon 5am	Mon 6am	Mon 7am	Mon 8am	Mon 9am	Mon 10am	Mon 11am	Mon 12pm	Mon 1pm	Mon 2pm	Mon 3pm	Mon 4pm	Mon 5pm	Mon 6pm	Mon 7pm	Mon 8pm
610 Bridge	10	10	10	10	10	10	10	10	10	10	10	10	10	10	10	10	10	10	10	10	10	10	10	10	10	10	10	10	10	10	
Kinder 1	10	10	10	10	10	10	10	10	10	10	10	10	10	10	10	10	10	10	10	10	10	10	10	10	10	10	10	10	10	10	
Greens Bayou	10	10	10	10	10	10	10	10	10	10	10	10	10	10	10	10	10	10	10	10	10	10	10	10	10	10	10	10	10	10	
Shell Crude	10	10	10	10	10	10	10	10	10	10	10	10	10	10	10	10	10	10	10	10	10	10	10	10	10	10	10	10	10	10	
Lynchburg Ferries	10	10	10	10	10	10	10	10	10	10	10	10	10	10	10	10	10	10	10	10	10	10	10	10	10	10	10	10	10	10	
Exxon 3	10	10	10	10	10	10	10	10	10	10	10	10	10	10	10	10	10	10	10	10	10	10	10	10	10	10	10	10	10	10	
Morgans Point	10	10	10	10	10	10	10	10	10	10	10	10	10	10	10	10	10	10	10	10	10	10	10	10	10	10	10	10	10	10	
75/76	10	10	10	10	10	10	10	10	10	10	10	10	10	10	10	10	10	10	10	10	10	10	10	10	10	10	10	10	10	10	
63/64	10	10	10	10	10	10	10	10	10	10	10	10	10	10	10	10	10	10	10	10	10	10	10	10	10	10	10	10	10	10	
51/52	10	10	10	10	10	10	10	10	10	10	10	10	10	10	10	10	10	10	10	10	10	10	10	10	10	10	10	10	10	10	
37/38	10	10	10	10	10	10	10	10	10	10	10	10	10	10	10	10	10	10	10	10	10	10	10	10	10	10	10	10	10	10	
25/26	10	10	10	10	10	10	10	10	10	10	10	10	10	10	10	10	10	10	10	10	10	10	10	10	10	10	10	10	10	10	
11/12	10	10	10	10	10	10	10	10	10	10	10	10	10	10	10	10	10	10	10	10	10	10	10	10	10	10	10	10	10	10	
1 & 2 Bravo	10	10	10	10	10	10	10	10	10	10	10	10	10	10	10	10	10	10	10	10	10	10	10	10	10	10	10	10	10	10	

NOTE: This is automated data that may/may not agree with the official BAM thinking that's found on the daily slides or special visibility report slides. This data should be used as a guide only

Houston Pilots Wind Chart



Forecast Confidence



Sustained wind 13 Knots
Gusts 18 Knots
Wind from the N

Example

WS: 13
G:18
N

Time Knots	Sun 2pm	Sun 3pm	Sun 4pm	Sun 5pm	Sun 6pm	Sun 7pm	Sun 8pm	Sun 9pm	Sun 10pm	Sun 11pm	Mon 12am	Mon 1am	Mon 2am	Mon 3am	Mon 4am	Mon 5am	Mon 6am	Mon 7am	Mon 8am	Mon 9am	Mon 10am	Mon 11am	Mon 12pm	Mon 1pm	Mon 2pm	Mon 3pm	Mon 4pm	Mon 5pm	Mon 6pm	Mon 7pm	Mon 8pm
610 Bridge	3	4	4	5	6	7	7	9	6	7	6	5	6	4	4	4	3	2	2	3	4	4	4	3	4	5	7	7	8	9	8
Kinder 1	5	SE	SE	SSE	SSE	SSE	SSE	SSE	SSE	S	S	S	S	S	S	S	SSW	SSW	SSW	SW	SW	SSW	SSW	S	SSE	SE	SSE	SSE	SSE	SSE	SSE
	3	4	4	5	7	7	7	6	6	6	5	6	4	4	4	3	2	2	3	4	4	4	3	3	5	6	7	8	9	9	8
Greens Bayou	5	6	7	8	9	9	9	9	10	9	8	9	7	6	6	4	4	3	4	5	6	5	5	5	7	8	10	10	11	11	10
	3	4	5	6	7	8	7	6	6	6	5	6	4	4	4	3	3	2	3	3	4	4	4	3	5	6	7	8	9	9	8
Shell Crude	5	6	7	9	10	10	9	9	9	9	8	9	7	7	6	5	4	3	3	3	4	4	4	4	5	7	9	10	10	11	10
	SE	SE	SE	SE	SSE	SSE	SSE	SSE	SSE	S	S	S	S	S	S	SSW	SSW	SSW	SSW	SW	SW	SSW	S	SSE	SE	SE	SSE	SSE	SSE	SSE	SSE
Lynchburg Ferries	4	5	6	7	9	9	8	7	7	7	6	6	5	5	4	4	3	3	3	4	4	4	4	4	6	8	8	9	10	10	9
	5	7	8	9	10	11	10	10	10	9	8	9	8	7	6	5	5	4	5	5	6	5	5	5	8	9	11	11	12	12	11
Exxon 3	SSE	SSE	SSE	SSE	SSE	SSE	SSE	SSE	SSE	S	S	S	S	S	SSW	SSW	SW	SSW	SW	SW	SW	SSW	S	SSE	SSE	SSE	SSE	SSE	SSE	SSE	SSE
	5	6	7	8	9	10	9	8	7	7	7	7	6	6	5	4	4	4	4	4	4	4	4	5	7	8	9	10	10	10	9
Morgans Point	6	8	9	10	11	12	11	10	10	10	9	8	8	8	7	6	5	5	5	6	5	6	5	6	8	10	11	12	13	13	11
	SSE	SSE	SSE	SSE	SSE	SSE	SSE	SSE	SSE	S	S	S	S	S	S	SSW	SSW	SW	SSW	SW	SW	SSW	S	SSE	SE	SSE	SSE	SSE	SSE	SSE	SSE
75/76	6	8	10	12	13	13	12	11	11	10	10	10	9	9	8	7	6	6	6	6	6	4	5	6	7	9	10	11	13	13	13
	8	10	11	13	14	15	14	12	12	11	11	12	11	10	9	8	7	7	7	7	6	6	6	7	8	10	12	13	14	15	14
63/64	SE	SSE	SSE	SSE	SSE	SSE	S	S	S	S	S	S	S	S	S	SSW	SSW	SW	SW	SW	SSW	SSE	SE	SE	SE	SSE	SSE	SSE	SSE	S	S
	6	8	9	11	13	13	12	10	10	10	10	11	9	9	8	7	6	6	6	6	6	4	5	6	7	9	10	11	12	13	13
51/52	8	10	11	12	14	14	13	12	11	11	11	11	12	10	10	9	8	7	7	7	6	6	6	7	8	10	12	13	14	14	14
	SE	SSE	SSE	SSE	SSE	SSE	S	S	S	S	S	S	S	S	S	SSW	SSW	SW	SW	SW	SSW	SSE	SE	SE	SE	SSE	SSE	SSE	SSE	S	S
37/38	6	8	9	10	12	12	11	10	10	9	10	10	9	9	8	7	6	6	6	6	6	4	5	5	7	8	9	10	11	12	12
	8	9	10	12	13	13	12	11	10	10	11	11	10	10	9	8	7	6	7	6	6	6	6	7	8	10	11	12	13	13	13
25/26	SSE	SSE	SSE	SSE	SSE	S	S	S	S	S	S	S	S	S	S	SSW	SSW	SW	SW	SW	SSW	SSE	SE	SE	SSE	SSE	SSE	SSE	S	S	
	6	7	8	9	10	10	9	8	8	8	9	9	9	8	8	7	6	5	5	5	5	4	5	6	7	8	9	9	10	10	10
11/12	7	8	10	11	12	11	10	9	9	10	10	10	10	9	8	7	6	6	6	6	6	6	6	7	8	9	10	11	12	12	11
	SE	SSE	SSE	SSE	SSE	SSE	S	S	S	S	S	S	S	S	S	SSW	SSW	SW	SW	SW	SSW	SSE	SE	SE	SE	SSE	SSE	SSE	SSE	S	S
1 & 2 Bravo	6	7	8	8	8	8	8	7	7	8	8	8	8	7	7	6	5	5	5	5	5	5	5	6	7	8	8	8	9	9	8
	SE	SSE	SSE	SSE	SSE	SSE	S	S	S	S	S	S	S	S	S	SSW	SSW	SSW	SSW	SW	SSW	SSE	SSE	SSE	SSE	SSE	SSE	SSE	SSE	S	S
1 & 2 Bravo	6	7	8	9	10	9	9	9	9	9	9	9	9	9	8	7	6	6	6	6	6	5	5	5	6	7	8	8	9	9	10
	SSE	SSE	SSE	SSE	SSE	SSE	SSE	SSE	SSE	S	S	S	S	S	S	S	S	S	S	S	S	S	S	S	SSE	SSE	SSE	SSE	S	S	S

NOTE: This is automated data that may/may not agree with the official BAM thinking that's found on the daily slides. This data should be used as a guide only

Houston Pilots: Sun. 7/2/2023



Forecast Discussion

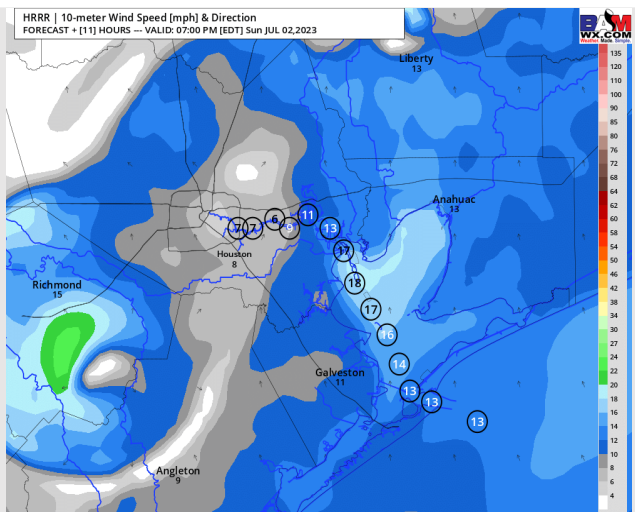
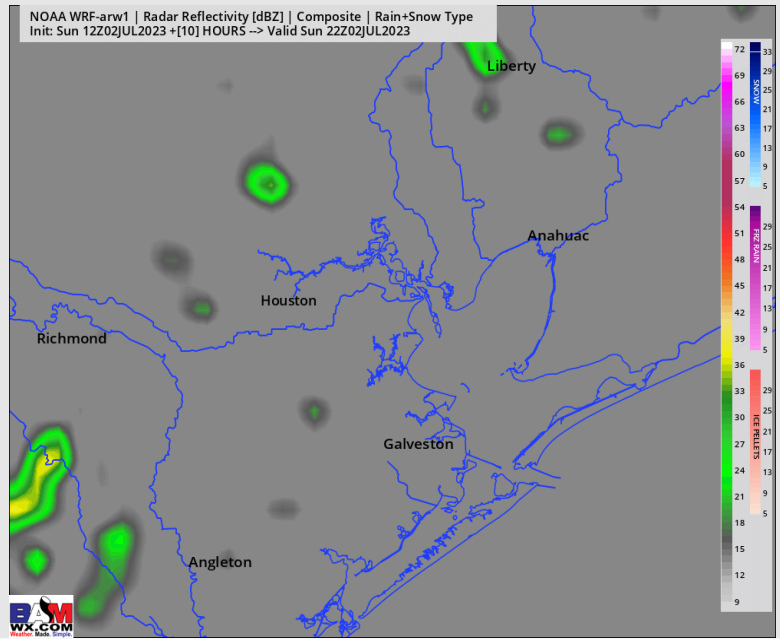
Precip: Favoring mostly dry conditions for the rest of the day outside of a 10-20% chance for an isolated shower/storm between now and 7 PM. Better coverage for rain will lie to the west and north.

Wind: Winds out of S/SW will be at 2 – 7 kts for Stations N of Morgan’s Point through 4 PM. After 4 PM, winds N of Morgan’s Point will pick up to 5-10 kts for the rest of the day. Winds S of Morgan’s Point will be at 12-17 kts for the remainder of the day. **Wind gusts of 20-25+ kts will be possible under the strongest cells today.**

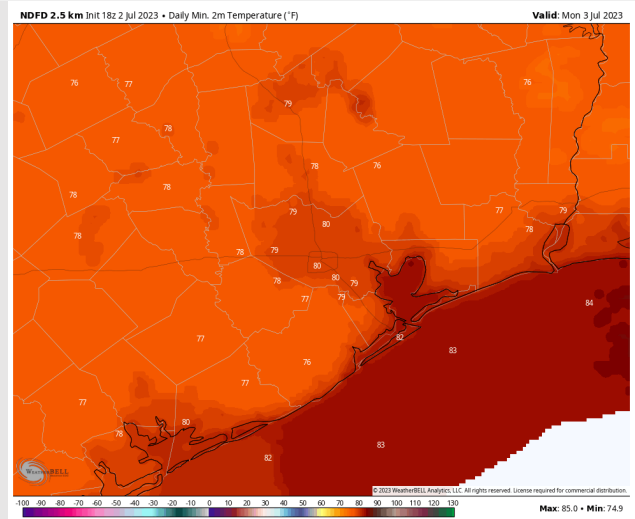
Temps: Low temps tonight will be in the low 80s F for Stations S of Morgan’s Point, and in the upper 70s near 80 F N of Morgan’s Point.

Visibility: Not anticipating any visibility concerns at this time.

Precip Image: 4 PM CT



Wind Speed:
6 PM CT



Low Temps
Mon AM

Forecast Discussion

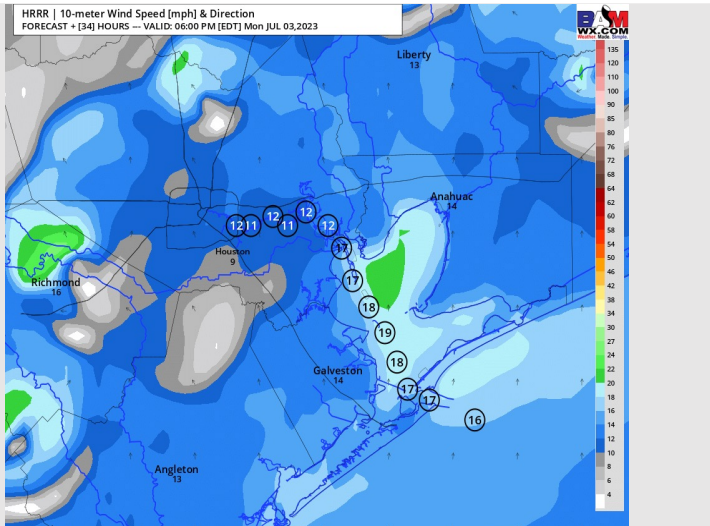
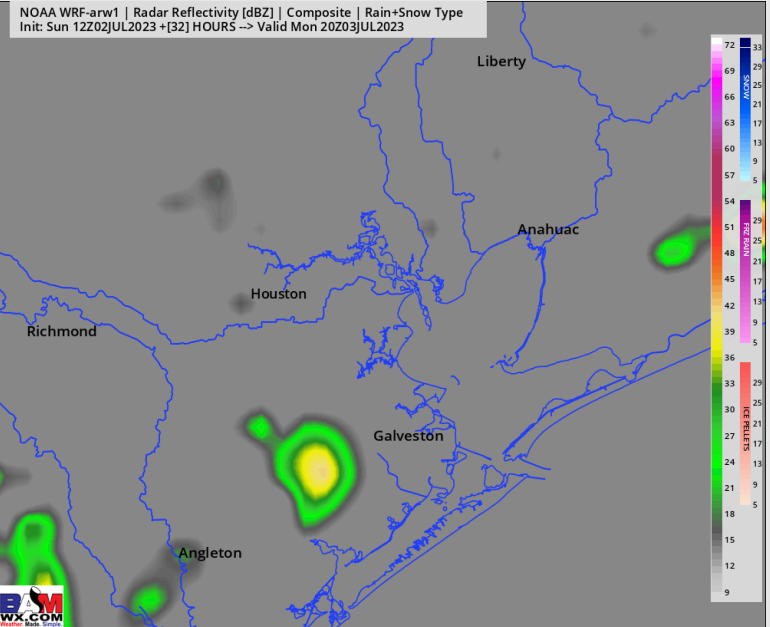
Precip: Favoring dry conditions for most of the day Monday, however a low-end risk (10-20%) for a pop-up light shower or two will be possible between 7 AM - 8 PM.

Wind: Winds will be out of the S/SW throughout the day Monday. Winds N of Morgan's Point will be at 3 - 8 kts throughout the day outside of a slight increase of 7-12 kts from 2-8 PM. Stations S of Morgan's Point winds will see winds of 7 - 12 kts until 8 AM, at which time winds will decrease to 3 - 8 kts before returning to the 7 - 12 kt clip by 2 PM. **Gusts of 20-25 kts will be possible under the strongest cells Monday.**

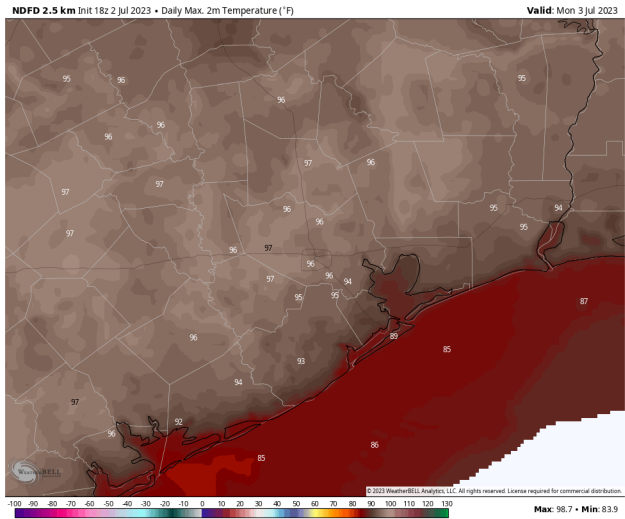
Temps: High temps on Monday will be in the mid 80s F at the Boarding Station, low/mid 90s F for other Stations S of Morgan's Point and mid 90s N of Morgan's Point.

Visibility: Not anticipating any visibility concerns at this time.

Precip Image: 3 PM CT



Wind Speed:
5 PM CT



High Temps
Monday

Houston Pilots: Tue. 7/4/2023



Forecast Discussion

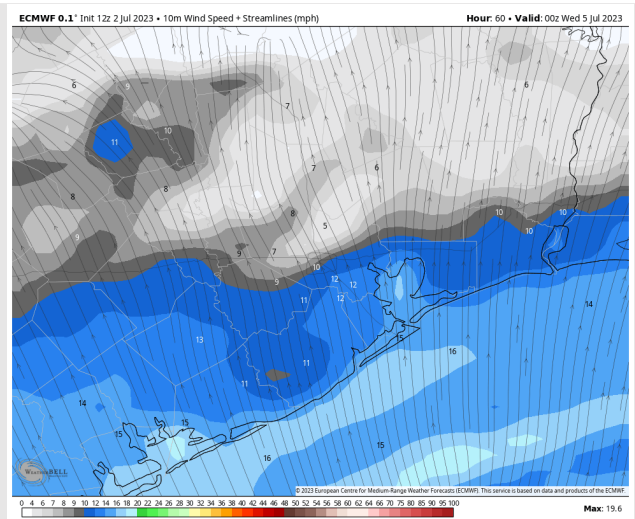
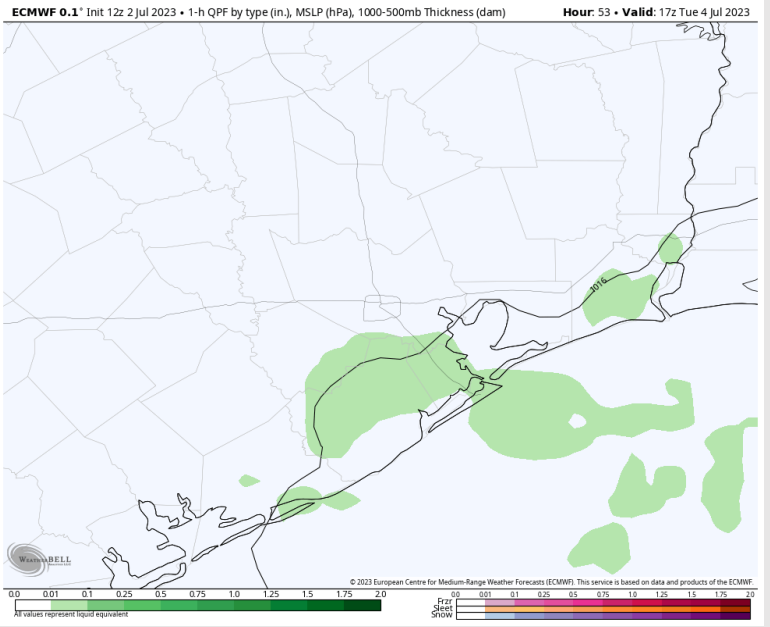
Precip: Favoring mostly dry conditions throughout the day Thursday aside for a 10-20% chance for a few isolated showers between 3 AM – 7 PM.

Wind: Winds will be out of the S/SW throughout the day Tuesday. Winds will be at 2 – 7 kts for Stations N of Morgan’s Point through 3 PM. After 3 PM, winds N of Morgan’s Point will pick up to 7-12 kts for the rest of the day. Winds S of Morgan’s Point will be at 7 – 12 kts during the early morning hours, before calming to 2 – 7 kts between 7 AM – 1 PM. After 1 PM, winds S of Morgan’s Point will pick back up to 12-17 kts for the rest of the day.

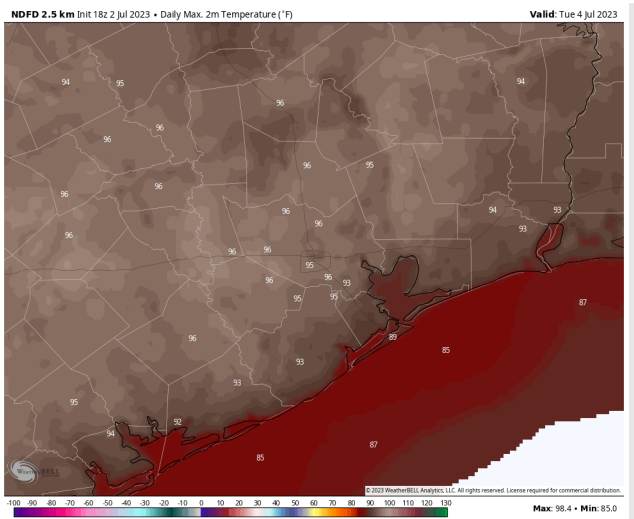
Temps: Temps will be in the mid/upper 80s F for Stations S of Morgan’s Point and in the mid 90s F N of Morgan’s Point.

Visibility: Not anticipating any visibility concerns at this time.

Precip Image: 12 PM CT

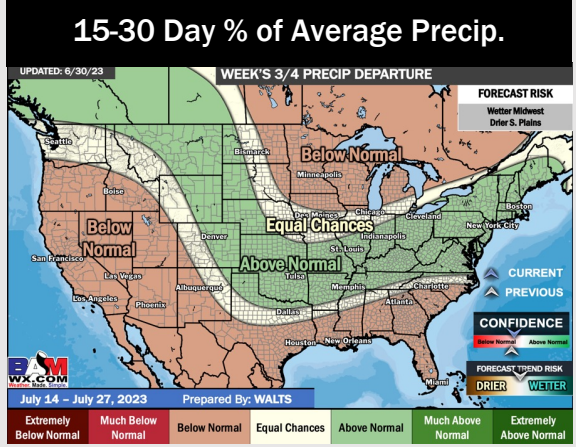
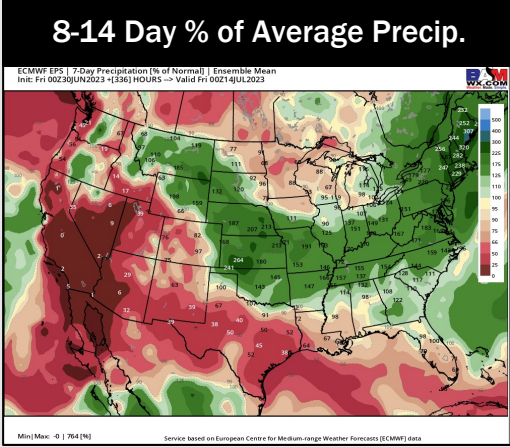
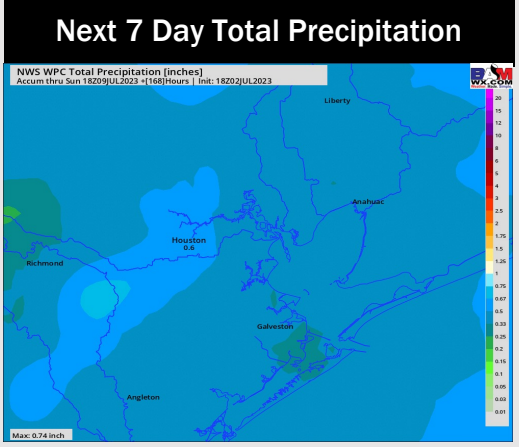
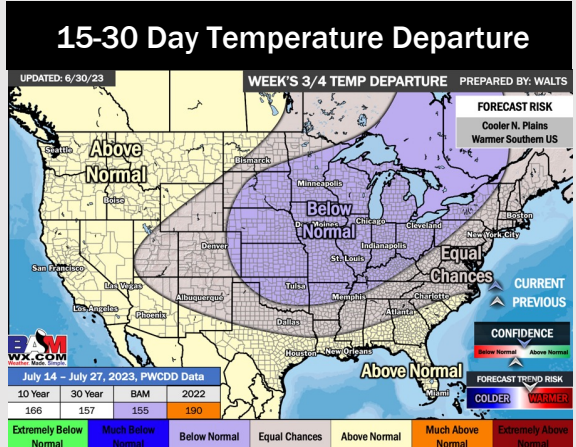
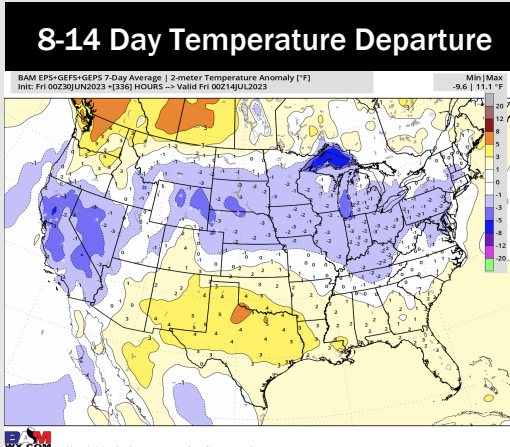
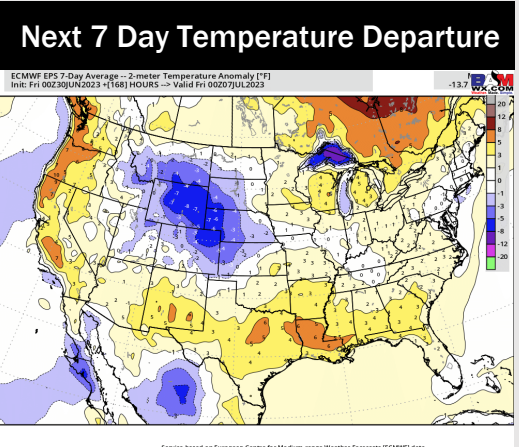


Wind Speed:
7 PM CT



High Temps
Tuesday

Houston Pilots: 7/2/23



- Slightly above normal temperatures are favored over the next week. Below normal precipitation chances are favored for the majority of the next week, with a few low-end rain chances present.
- Expecting below normal precipitation chances and slightly above normal temperatures for the week 2 timeframe.
- Above normal temperatures and below normal chances for precipitation are favored in the weeks 3/4 timeframe.