

# Houston Pilots Forecast Package

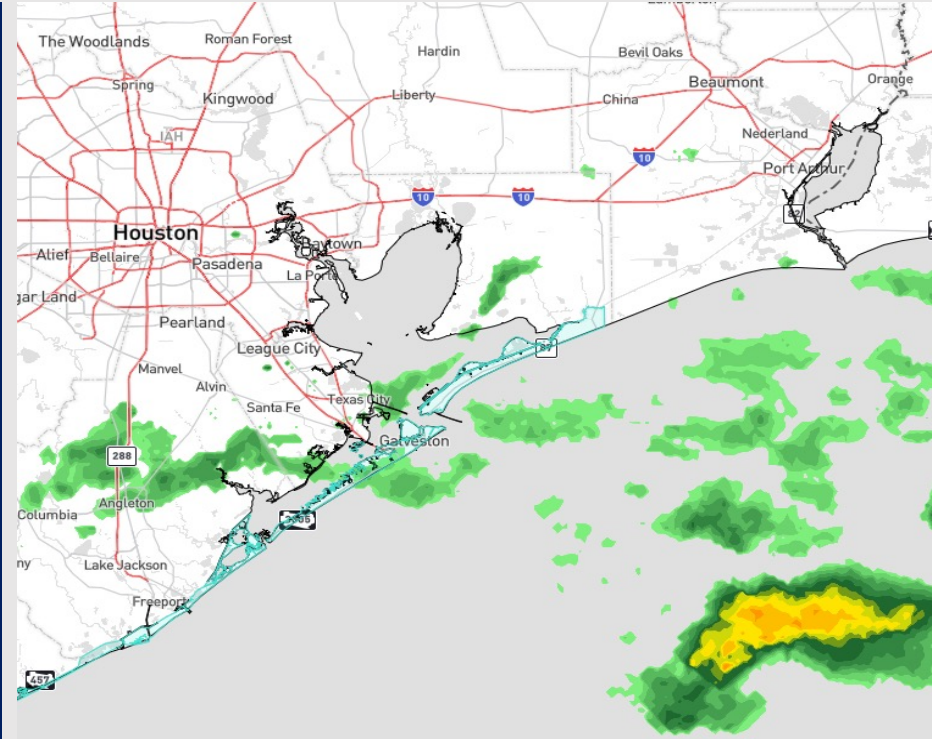


Updated: 4:30 AM CT  
Friday, July 7, 2023

Forecaster: Xander Lowry

## Weather Headlines

- Chances for scattered showers/thunderstorms continue as we work into the weekend.
- Excessive heat concerns (90+ F) to continue throughout at least next week.
- No active tropical threats to SE TX at this time.
- No signals for fog impacting stations moving forward.



**Radar/NWS Alerts: 4:30 AM CT**

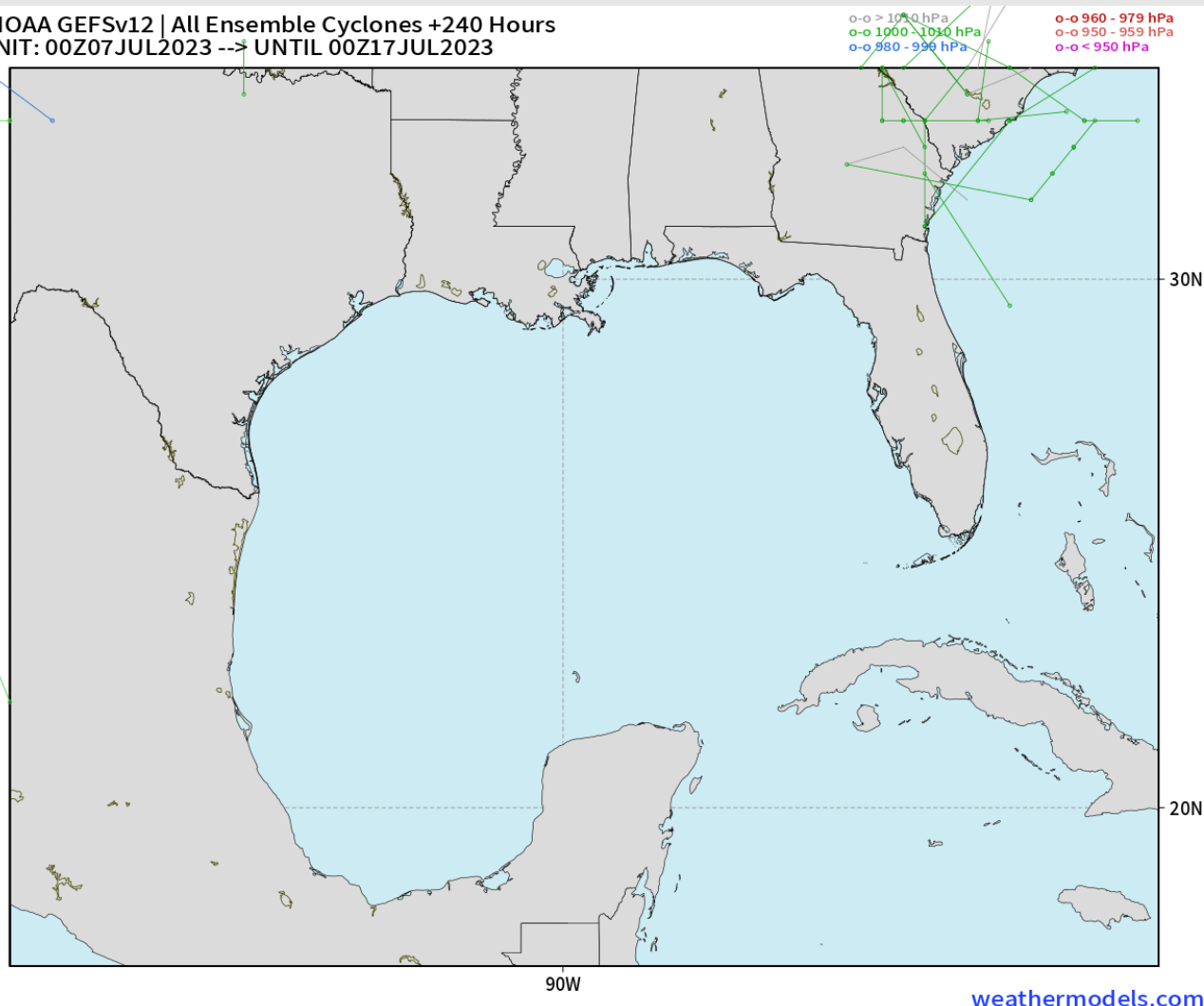


As always, please do not hesitate to reach out to us with any forecast questions via the chat option on the Weather Porthole or our on-call number, **(317)-560-8122** press 1 for forecast questions.

# Houston Pilots Tropical Update

## American Model Low Pressure Tracks Next 10-Days

NOAA GEFSv12 | All Ensemble Cyclones +240 Hours  
INIT: 00Z07JUL2023 --> UNTIL 00Z17JUL2023



No tropical activity anticipated over the next 10 days for SE TX.

No other areas of interest being noted across the Atlantic/Gulf.

# Houston Pilots Visibility Chart (miles)



Time	Fri 3am	Fri 4am	Fri 5am	Fri 6am	Fri 7am	Fri 8am	Fri 9am	Fri 10am	Fri 11am	Fri 12pm	Fri 1pm	Fri 2pm	Fri 3pm	Fri 4pm	Fri 5pm	Fri 6pm	Fri 7pm	Fri 8pm	Fri 9pm	Fri 10pm	Fri 11pm	Sat 12am	Sat 1am	Sat 2am	Sat 3am	Sat 4am	Sat 5am	Sat 6am	Sat 7am	Sat 8am	Sat 9am	Sat 10am	Sat 11am	Sat 12pm	Sat 1pm	Sat 2pm	
610 Bridge	10	10	10	10	10	10	10	10	10	10	10	10	10	10	10	10	10	10	10	10	10	10	10	10	10	10	10	10	10	8	10	10	10	10	10	10	
Kinder 1	10	10	10	10	10	10	10	10	10	10	10	10	10	10	10	10	10	10	10	10	10	10	10	10	10	10	10	10	8	10	10	10	10	10	10	10	
Greens Bayou	10	10	10	10	10	10	10	10	10	10	10	10	10	10	10	10	10	10	10	10	10	10	10	10	10	10	10	10	8	10	10	10	10	10	10	10	
Shell Crude	10	10	10	10	10	10	10	10	10	10	10	10	10	10	10	10	10	10	10	10	10	10	10	10	10	10	10	10	9	10	10	10	10	10	10	10	
Lynchburg Ferries	10	10	10	10	10	10	10	10	10	10	10	10	10	10	10	10	10	10	10	10	10	10	10	10	10	10	10	10	8	10	10	10	10	10	10	10	
Exxon 3	10	10	10	10	10	10	10	10	10	10	10	10	10	10	10	10	10	10	10	10	10	10	10	10	10	10	10	10	9	10	10	10	10	10	10	10	
Morgans Point	10	10	10	10	10	10	10	10	10	10	10	10	10	10	10	10	10	10	10	10	10	10	10	10	10	10	10	10	9	10	10	10	10	10	10	10	
75/76	10	10	10	10	10	10	10	10	10	10	10	10	10	10	10	10	10	10	10	10	10	10	10	10	10	10	10	10	10	10	10	10	10	10	10	10	
63/64	10	10	10	10	10	10	10	10	10	10	10	10	10	10	10	10	10	10	10	10	10	10	10	10	10	10	10	10	10	10	10	10	10	10	10	10	10
51/52	10	10	10	10	10	10	10	10	10	10	10	10	10	10	10	10	10	10	10	10	10	10	10	10	10	10	10	10	10	10	10	10	10	10	10	10	10
37/38	10	10	10	10	10	10	10	10	10	10	10	10	10	10	10	10	10	10	10	10	10	10	10	10	10	10	10	10	10	10	10	10	10	10	10	10	10
25/26	10	10	10	10	10	10	10	10	10	10	10	10	10	10	10	10	10	10	10	10	10	10	10	10	10	10	10	10	10	10	10	10	10	10	10	10	10
11/12	10	10	10	10	10	10	10	10	10	10	10	10	10	10	10	10	10	10	10	10	10	10	10	10	10	10	10	10	10	10	10	10	10	10	10	10	10
1 & 2 Bravo	10	10	10	10	10	10	10	10	10	10	10	10	10	10	10	10	10	10	10	10	10	10	10	10	10	10	10	10	10	10	10	10	10	10	10	10	10

**NOTE: This is automated data that may/may not agree with the official BAM thinking that's found on the daily slides or special visibility report slides. This data should be used as a guide only**

# Houston Pilots Wind Chart



## Forecast Confidence



## Example

Sustained wind 13 Knots  
Gusts 18 Knots  
Wind from the N

WS: 13  
G:18  
N

Time Knots	Fri 3am	Fri 4am	Fri 5am	Fri 6am	Fri 7am	Fri 8am	Fri 9am	Fri 10am	Fri 11am	Fri 12pm	Fri 1pm	Fri 2pm	Fri 3pm	Fri 4pm	Fri 5pm	Fri 6pm	Fri 7pm	Fri 8pm	Fri 9pm	Fri 10pm	Fri 11pm	Sat 12am	Sat 1am	Sat 2am	Sat 3am	Sat 4am	Sat 5am	Sat 6am	Sat 7am	Sat 8am	Sat 9am	Sat 10am	Sat 11am	Sat 12pm	Sat 1pm	Sat 2pm	
610 Bridge	2	2	2	2	2	3	4	6	6	7	7	7	7	7	8	9	9	8	7	6	6	5	5	5	5	4	3	2	2	3	4	5	6	6	6	6	6
Kinder 1	2	2	2	2	2	3	4	6	6	7	7	7	7	7	8	9	8	7	6	6	5	5	5	5	4	3	2	2	3	4	5	6	6	6	6	6	
Greens Bayou	2	2	2	2	2	3	4	6	7	7	7	7	7	7	8	9	9	8	7	6	6	5	5	5	4	3	2	2	3	4	5	6	6	6	6	7	
Shell Crude	2	2	2	2	2	3	4	6	7	7	7	7	7	7	8	9	9	8	7	6	6	5	5	5	4	3	2	3	4	5	6	6	6	6	7	7	
Lynchburg Ferries	3	3	2	3	3	4	5	6	7	7	7	8	9	9	10	10	10	8	7	6	6	6	6	5	4	3	3	3	4	5	6	7	8	8	8	9	
Exxon 3	4	4	3	4	4	4	5	6	7	8	8	8	9	9	10	11	10	9	8	7	7	7	7	6	5	4	4	4	4	5	5	6	6	6	8	8	
Morgans Point	5	5	5	5	5	6	7	8	8	8	8	9	10	10	11	12	12	11	10	9	8	8	8	7	6	5	5	5	5	6	6	7	8	8	8	10	10
75/76	7	6	6	7	6	7	8	8	8	8	9	9	11	11	13	14	14	13	12	11	10	11	11	10	9	8	8	7	6	7	7	7	7	8	9	11	
63/64	7	6	7	7	7	8	8	9	9	8	8	9	10	11	12	13	14	15	14	13	12	11	11	11	10	9	8	7	7	7	7	7	7	8	9	11	
51/52	7	6	6	6	7	8	8	8	8	8	8	10	10	11	11	13	14	14	13	12	11	10	11	11	10	9	8	7	7	7	7	7	7	8	8	10	
37/38	6	6	6	6	6	8	8	8	8	8	8	9	10	11	12	13	14	14	13	12	11	11	12	12	11	10	9	8	7	7	7	7	7	8	9	10	
25/26	6	5	6	5	6	7	8	9	8	8	8	9	9	9	9	10	10	9	8	8	8	9	9	9	8	7	7	7	7	7	7	7	7	8	8	9	
11/12	6	6	6	6	6	7	9	9	8	8	8	9	9	8	9	9	9	9	8	8	8	9	10	10	9	8	7	7	7	7	7	7	7	8	8	9	
1 & 2 Bravo	8	8	7	7	8	9	10	10	9	8	9	9	8	9	10	10	9	10	9	9	9	10	10	11	11	10	9	9	9	9	9	9	8	8	8	8	8

NOTE: This is automated data that may/may not agree with the official BAM thinking that's found on the daily slides. This data should be used as a guide only

# Houston Pilots: Fri. 7/7/2023



## Forecast Discussion

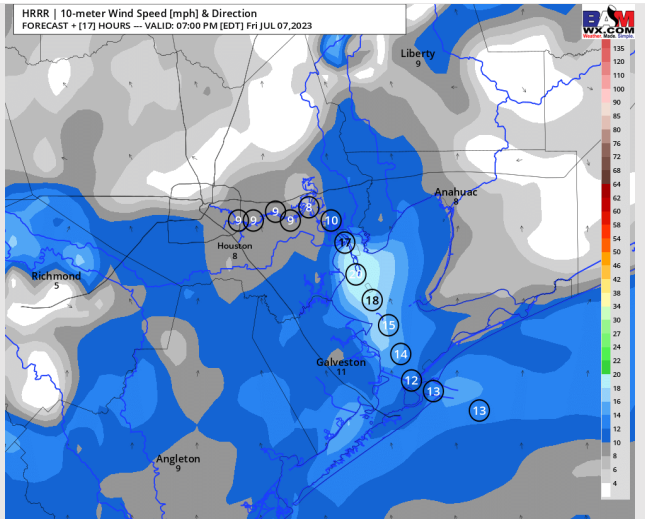
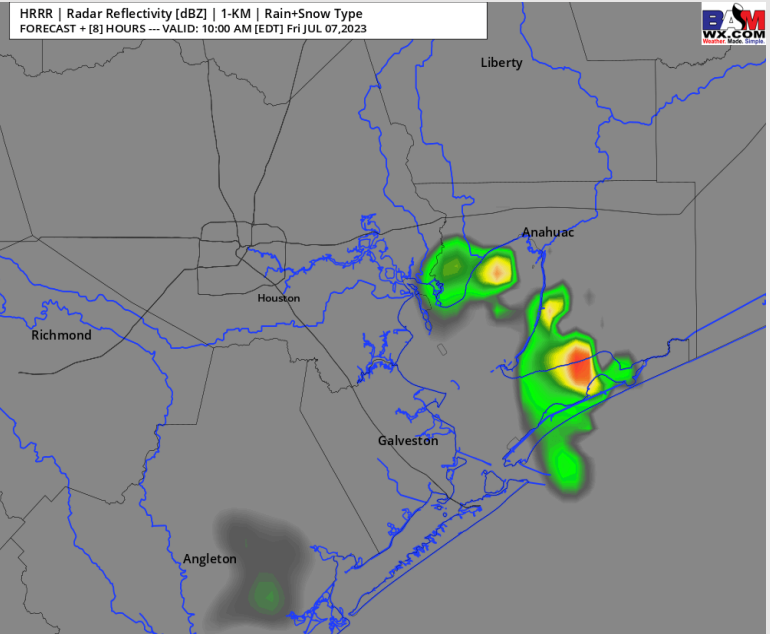
**Precip:** Light showers are ongoing in the Houston Bay and a 30% chance of scattered showers are expected to continue throughout the morning and into the afternoon. An isolated (20-30%) chance of thunderstorms will be present after 9 AM until 6 PM, with the largest risk being between 9 AM and 12 PM.

**Wind:** Winds will be out of the S/SE throughout the day. Winds N of Morgan's Point will be to 3 - 8 kts throughout the day today. Winds S of Morgan's Point will be 6 - 11 kts through 4 PM when then they will increase to 11 - 16 kts for the rest of the day. **Gusts of 20-25 kts are possible under the strongest cells today.**

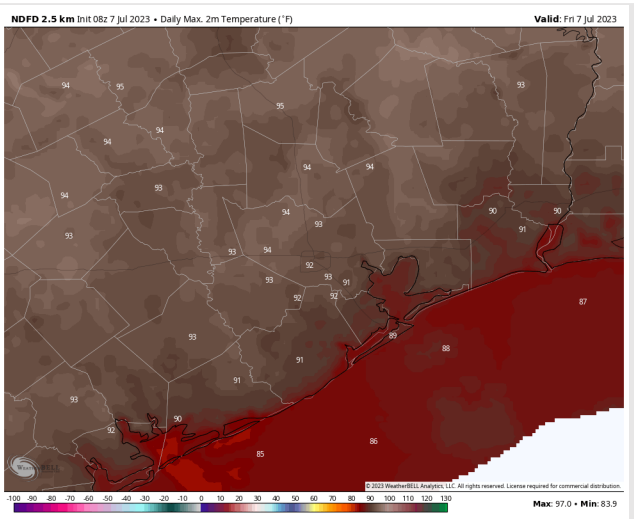
**Temps:** High temperatures today will be in the upper 80s F for stations S of Morgan's Point, and in the low/mid 90s for stations N of Morgan's Point.

**Visibility:** Not anticipating any visibility concerns at this time.

## Precip Image: 9 AM CT



**Wind Speed:  
6 PM CT**



**High Temps  
Today**

# Houston Pilots: sat. 7/8/2023



## Forecast Discussion

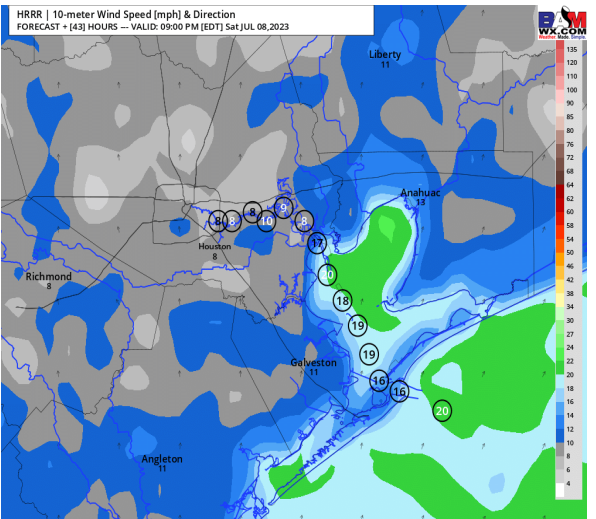
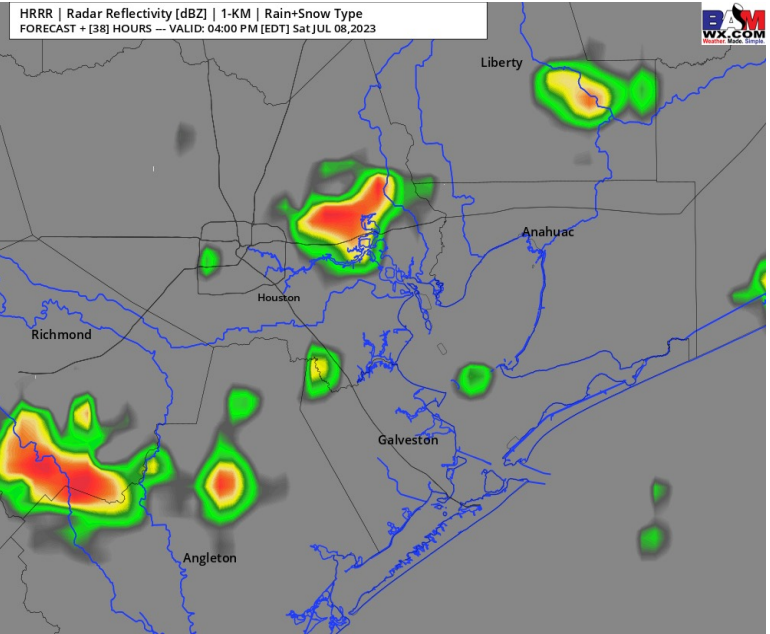
**Precip:** Favoring dry conditions for most of the day Saturday aside for a 30-40% chance of a few scattered showers between 2 PM - 7 PM. After 7 PM favoring dry conditions for the rest of the day.

**Wind:** Winds will be out of the S/SW throughout the day Saturday. Winds N of Morgan's Point will be 2-7 kts until 2 PM. After 2 PM, winds N of Morgan's Point will pick up to 5-10 kts for the rest of the day. Winds S of Morgan's Point will be 11-16 kts for most of the day Saturday but will see a decrease to 2-7 kts between 4 AM - 1 PM. After 1 PM winds will pick back up to 13 - 18 kts for the rest of the day.

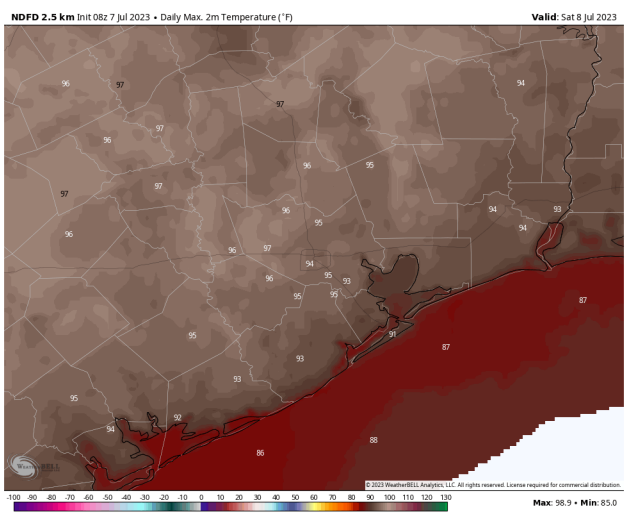
**Temps:** High temperatures Saturday will be in the mid/upper 80s F near the Boarding Station, in the upper 80s F/low 90s F for all other stations S of Morgan's Point, and in the mid 90s F for stations N of Morgan's Point.

**Visibility:** Not anticipating any visibility concerns at this time.

## Precip Image: 3 PM CT



Wind Speed:  
8 PM CT



High Temps  
Saturday

# Houston Pilots: Sun. 7/9/2023



## Forecast Discussion

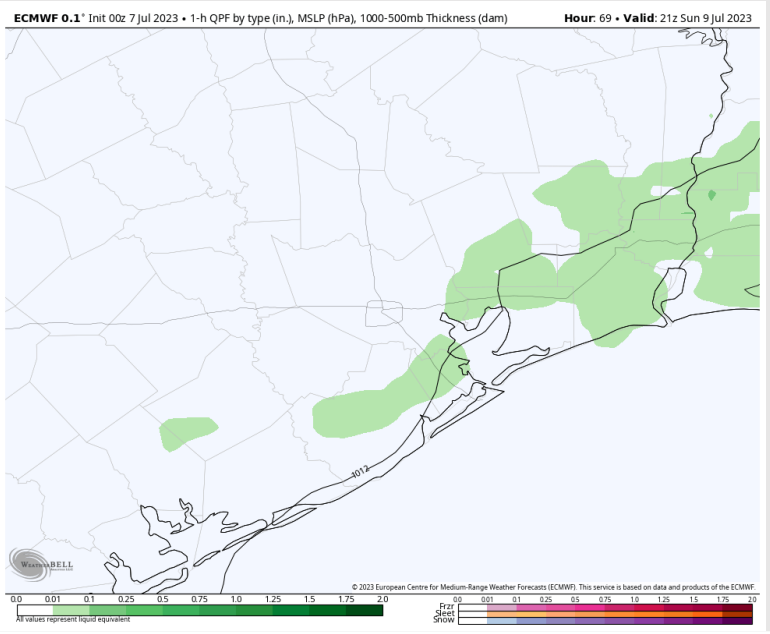
**Precip:** Favoring mostly dry conditions for the day Sunday, aside from a 20% chance for showers will be possible between 12 – 6 PM.

**Wind:** Winds will be out of the S/SW all day Sunday. Winds N of Morgan’s Point will be 4 – 9 kts throughout the day Sunday. Winds S of Morgan’s point will be 11 - 16 kts throughout the day Sunday.

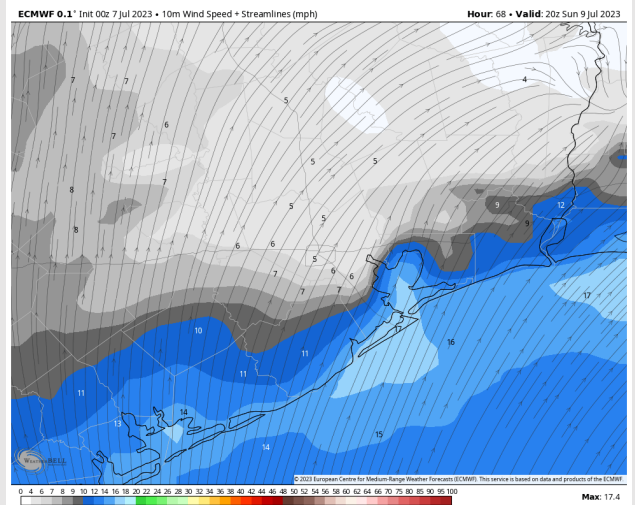
**Temps:** High temps Sunday will be in the mid 80s F at the Boarding Station, low 90s F for all other Stations S of Morgan’s Point and mid/upper 90s F N of Morgan’s Point.

**Visibility:** Not anticipating any visibility concerns at this time.

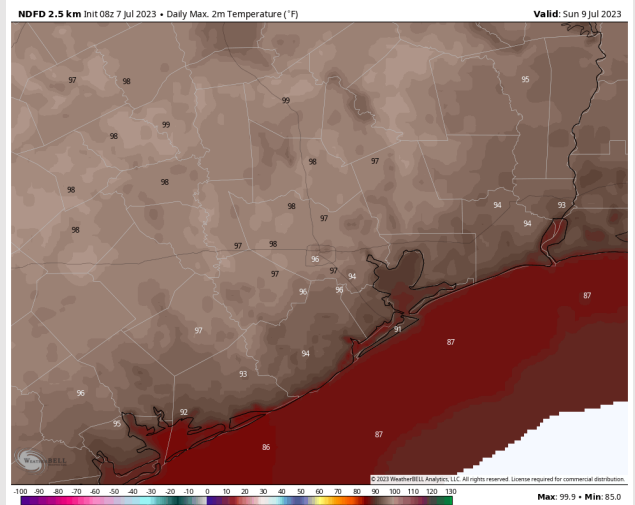
## Precip Image: 4 PM CT



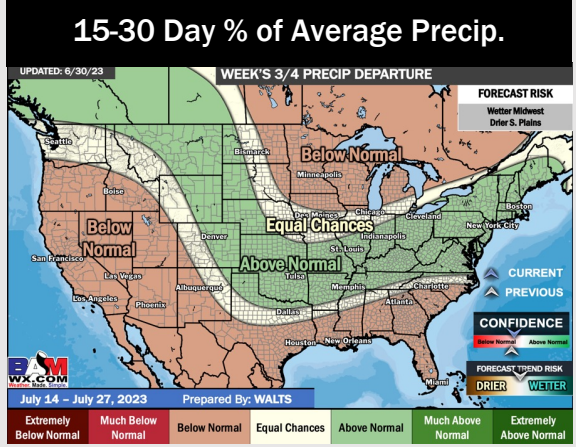
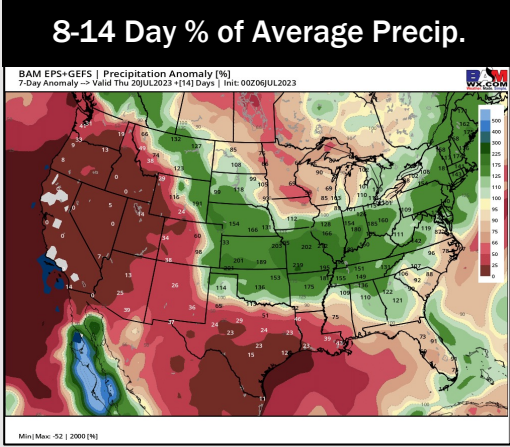
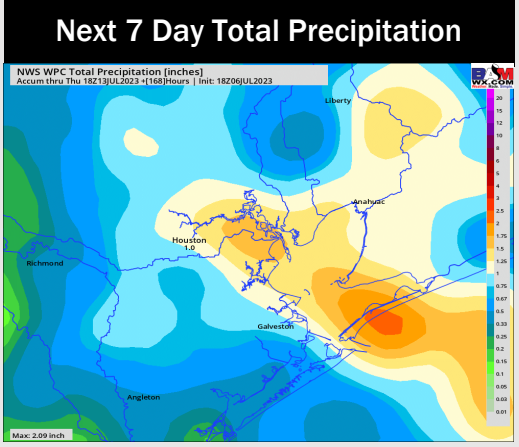
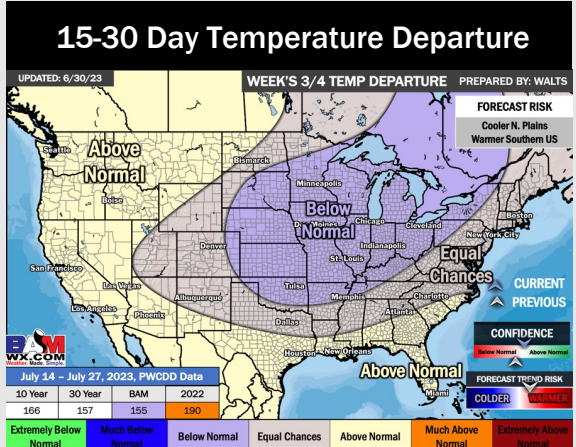
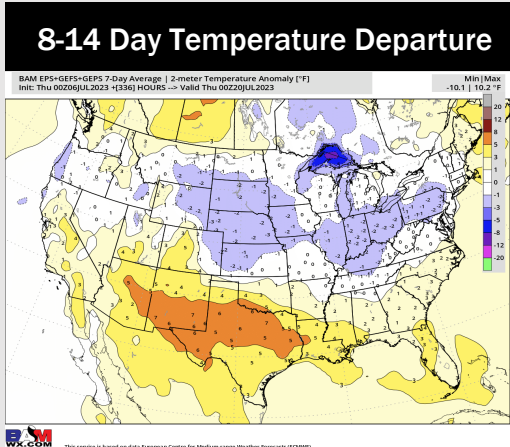
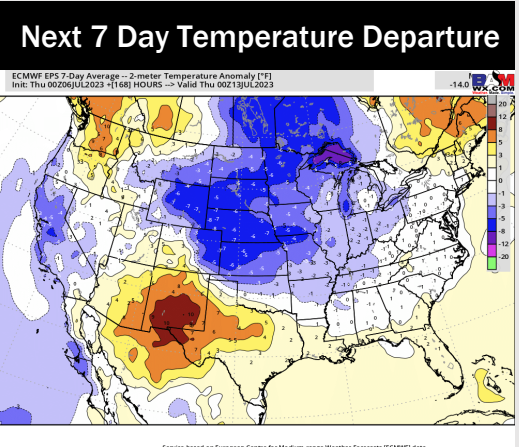
Wind Speed:  
3 PM CT



High Temps  
Sunday



# Houston Pilots: 7/7/23



- Slightly above normal temperatures are favored over the next week. Slightly above normal precipitation chances are favored for the majority of this week, with multiple days with chances of rain.
- Expecting below normal precipitation chances and slightly above normal temperatures for the week 2 timeframe.
- Above normal temperatures and below normal chances for precipitation are favored in the weeks 3/4 timeframe.