

# Houston Pilots Forecast Package

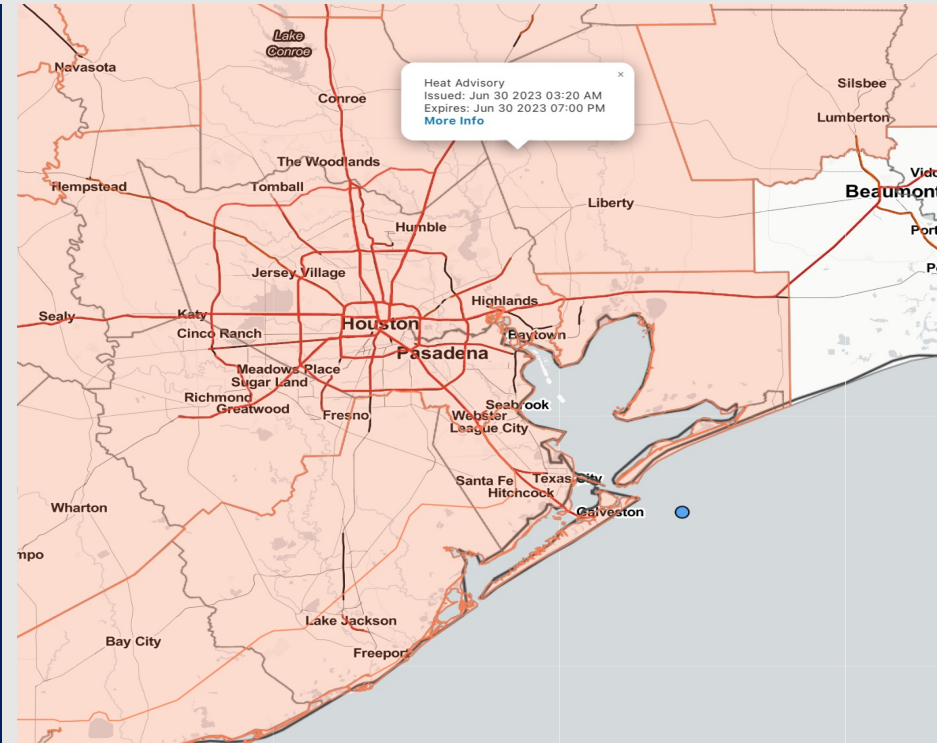


Updated: 2:20 PM CT  
Friday, June 30, 2023

Forecaster: Tyler Riggles

## Weather Headlines

- Anticipating dry conditions over the next few days.
- Excessive heat concerns (90+ F) to continue throughout at least late this week.
- No active tropical threats to SE TX at this time.
- No signals for fog impacting stations moving forward.
- Precip pattern looks to turn slightly less active this week with low-end rain chances.



Radar/NWS Alerts: 2:20 PM CT



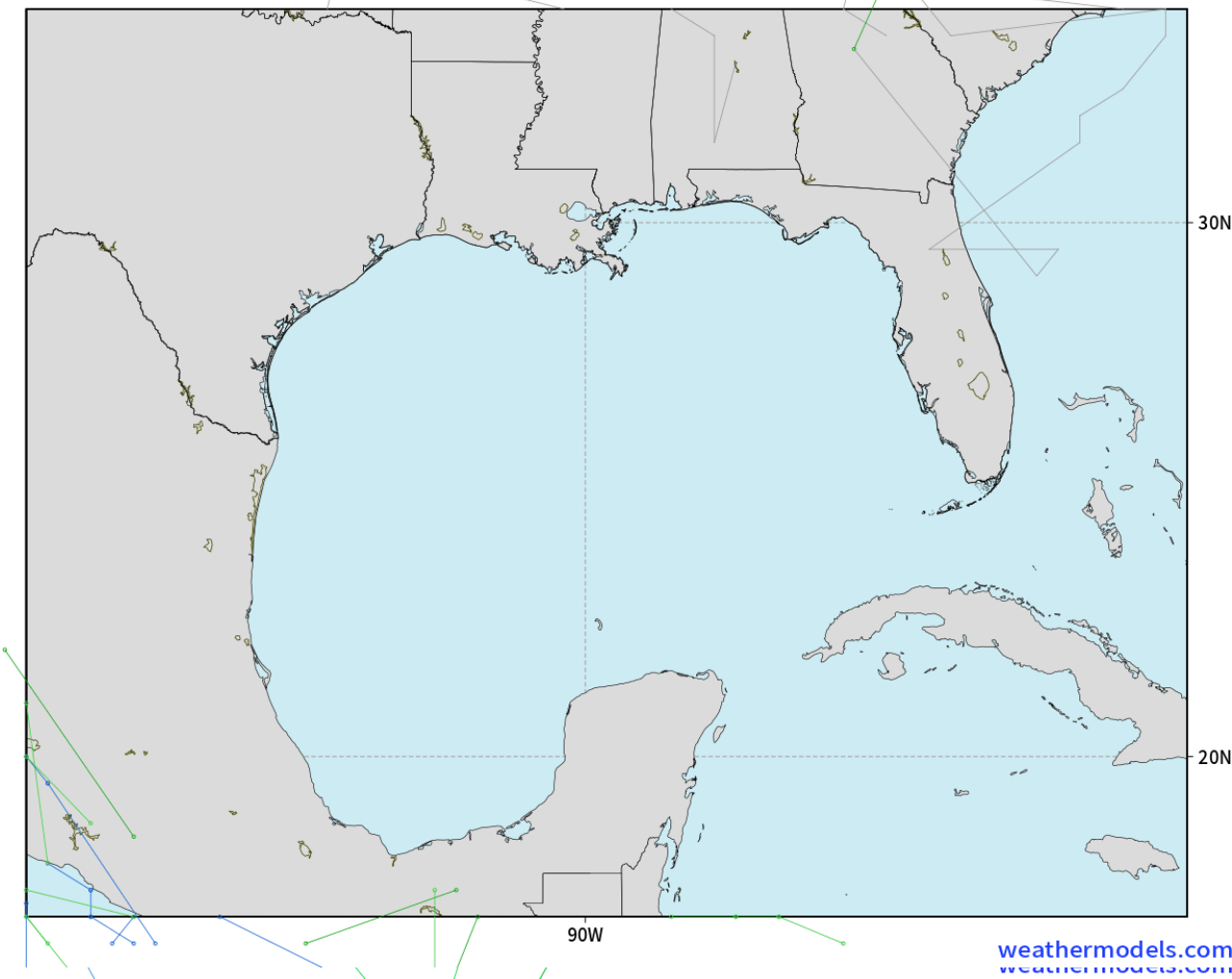
As always, please do not hesitate to reach out to us with any forecast questions via the chat option on the Weather Porthole or our on-call number, **(317)-560-8122** press 1 for forecast questions.

# Houston Pilots Tropical Update

## American Model Low Pressure Tracks Next 10-Days

NOAA GEFSv12 | All Ensemble Cyclones +240 Hours  
INIT: 06Z30JUN2023 --> UNTIL 06Z10JUL2023

o-o > 1010 hPa  
o-o 1000 - 1010 hPa  
o-o 980 - 999 hPa  
o-o 960 - 979 hPa  
o-o 950 - 959 hPa  
o-o < 950 hPa



No tropical activity anticipated over the next 10 days for SE TX.

No other areas of interest being noted across the Atlantic/Gulf.

# Houston Pilots Visibility Chart (miles)



## Forecast Confidence



Time	Fri 1pm	Fri 2pm	Fri 3pm	Fri 4pm	Fri 5pm	Fri 6pm	Fri 7pm	Fri 8pm	Fri 9pm	Fri 10pm	Fri 11pm	Sat 12am	Sat 1am	Sat 2am	Sat 3am	Sat 4am	Sat 5am	Sat 6am	Sat 7am	Sat 8am	Sat 9am	Sat 10am	Sat 11am	Sat 12pm	Sat 1pm	Sat 2pm	Sat 3pm	Sat 4pm	Sat 5pm	Sat 6pm	Sat 7pm	Sat 8pm
610 Bridge	10	10	10	10	10	10	10	10	10	10	10	10	10	10	10	10	10	10	10	10	10	10	10	10	10	10	10	10	10	10	10	10
Kinder 1	10	10	10	10	10	10	10	10	10	10	10	10	10	10	10	10	10	10	10	10	10	10	10	10	10	10	10	10	10	10	10	10
Greens Bayou	10	10	10	10	10	10	10	10	10	10	10	10	10	10	10	10	10	10	10	10	10	10	10	10	10	10	10	10	10	10	10	10
Shell Crude	10	10	10	10	10	10	10	10	10	10	10	10	10	10	10	10	10	10	10	10	10	10	10	10	10	10	10	10	10	10	10	10
Lynchburg Ferries	10	10	10	10	10	10	10	10	10	10	10	10	10	10	10	10	10	10	10	10	10	10	10	10	10	10	10	10	10	10	10	10
Exxon 3	10	10	10	10	10	10	10	10	10	10	10	10	10	10	10	10	10	10	10	10	10	10	10	10	10	10	10	10	10	10	10	10
Morgans Point	10	10	10	10	10	10	10	10	10	10	10	10	10	10	10	10	10	10	10	10	10	10	10	10	10	10	10	10	10	10	10	10
75/76	10	10	10	10	10	10	10	10	10	10	10	10	10	10	10	10	10	10	10	10	10	10	10	10	10	10	10	10	10	10	10	10
63/64	10	10	10	10	10	10	10	10	10	10	10	10	10	10	10	10	10	10	10	10	10	10	10	10	10	10	10	10	10	10	10	10
51/52	10	10	10	10	10	10	10	10	10	10	10	10	10	10	10	10	10	10	10	10	10	10	10	10	10	10	10	10	10	10	10	10
37/38	10	10	10	10	10	10	10	10	10	10	10	10	10	10	10	10	10	10	10	10	10	10	10	10	10	10	10	10	10	10	10	10
25/26	10	10	10	10	10	10	10	10	10	10	10	10	10	10	10	10	10	10	10	10	10	10	10	10	10	10	10	10	10	10	10	10
11/12	10	10	10	10	10	10	10	10	10	10	10	10	10	10	10	10	10	10	10	10	10	10	10	10	10	10	10	10	10	10	10	10
1 & 2 Bravo	10	10	10	10	10	10	10	10	10	10	10	10	10	10	10	10	10	10	10	10	10	10	10	10	10	10	10	10	10	10	10	10

**NOTE: This is automated data that may/may not agree with the official BAM thinking that's found on the daily slides or special visibility report slides. This data should be used as a guide only**

# Houston Pilots Wind Chart



## Forecast Confidence



Sustained wind 13 Knots  
Gusts 18 Knots  
Wind from the N

## Example

WS: 13  
G:18  
N

Time Knots	Fri 1pm	Fri 2pm	Fri 3pm	Fri 4pm	Fri 5pm	Fri 6pm	Fri 7pm	Fri 8pm	Fri 9pm	Fri 10pm	Fri 11pm	Sat 12am	Sat 1am	Sat 2am	Sat 3am	Sat 4am	Sat 5am	Sat 6am	Sat 7am	Sat 8am	Sat 9am	Sat 10am	Sat 11am	Sat 12pm	Sat 1pm	Sat 2pm	Sat 3pm	Sat 4pm	Sat 5pm	Sat 6pm	Sat 7pm	Sat 8pm	
610 Bridge	6	7	7	8	9	10	10	9	8	7	7	5	5	4	4	4	3	3	3	4	5	6	6	6	6	6	6	7	7	8	9	9	9
Kinder 1	9	10	10	11	12	13	14	13	11	11	10	8	8	7	6	6	5	5	5	4	5	6	7	8	9	9	10	10	11	11	12	11	
Greens Bayou	6	7	8	8	10	10	10	9	8	7	6	5	5	4	4	4	3	3	3	4	4	5	6	6	6	7	7	8	9	10	9	9	
Shell Crude	9	10	11	12	13	13	14	13	11	10	9	8	8	7	7	6	5	5	5	6	7	8	8	9	9	10	11	11	11	12	12	11	
Lynchburg Ferries	9	10	11	12	14	14	15	13	12	11	10	9	8	7	7	7	5	5	5	6	7	8	8	8	9	10	11	12	12	13	13	12	
Exxon 3	8	9	10	10	12	12	12	10	9	8	7	7	6	6	5	5	4	4	4	4	5	6	6	6	7	8	9	10	11	11	11	9	
Morgans Point	10	12	13	14	15	16	16	14	13	12	11	10	10	9	8	8	7	7	7	7	8	8	8	9	10	11	13	13	14	14	14	13	
75/76	11	13	14	15	16	17	17	15	14	13	12	11	11	10	9	9	8	8	8	8	8	8	8	9	9	11	12	13	14	15	15	15	
63/64	9	10	12	12	14	15	14	13	12	11	11	10	10	9	9	8	8	7	7	7	7	6	7	7	8	10	11	11	12	13	14	13	
51/52	8	10	10	11	12	13	13	12	11	10	10	10	10	9	9	8	7	7	7	7	7	6	7	7	8	9	10	10	11	12	12	12	12
37/38	9	10	10	11	12	13	12	11	11	10	11	10	10	9	8	8	7	7	7	7	8	7	8	8	9	10	11	11	12	12	12	11	
25/26	8	8	8	9	9	9	9	8	8	8	8	8	8	8	7	7	6	6	6	6	6	7	7	7	7	8	8	8	9	9	9	8	
11/12	7	8	8	8	8	9	9	8	8	8	8	8	8	8	7	7	6	6	6	7	7	7	7	7	7	8	8	8	8	8	8	8	
1 & 2 Bravo	6	6	7	8	8	9	9	9	9	9	9	9	9	9	9	9	8	8	8	8	8	8	7	6	6	6	6	7	7	8	9	9	9

NOTE: This is automated data that may/may not agree with the official BAM thinking that's found on the daily slides. This data should be used as a guide only

## Forecast Discussion

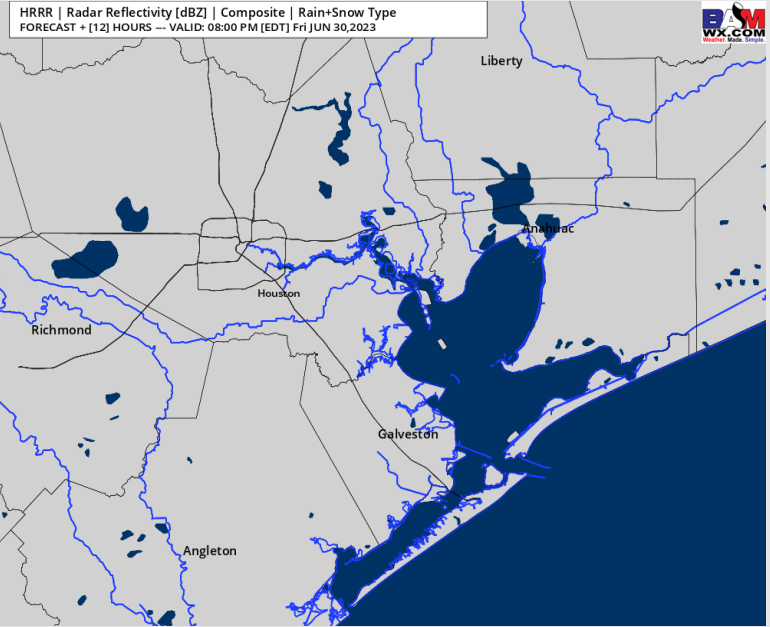
**Precip:** Favoring dry conditions for the rest of the day.

**Wind:** Winds out of the S/SW will be at 8 – 13 kts for Stations N of Morgan's Point for the rest of the day, while S of Morgan's Point winds will be 12-17 kts. **Wind gusts of 15-20kts are possible for all stations for the remainder of the day.**

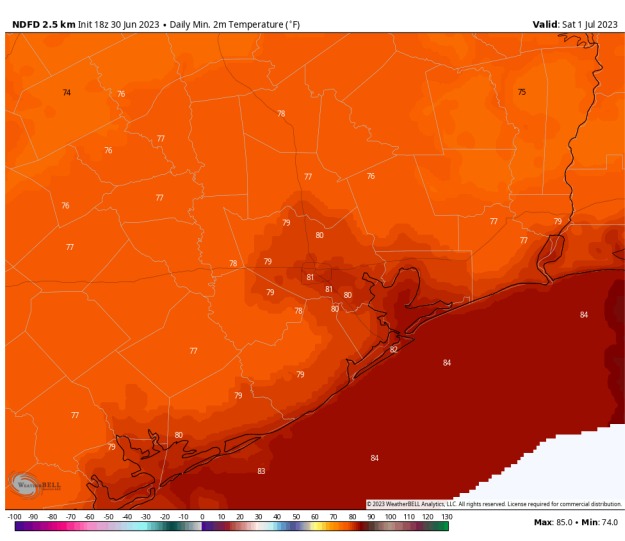
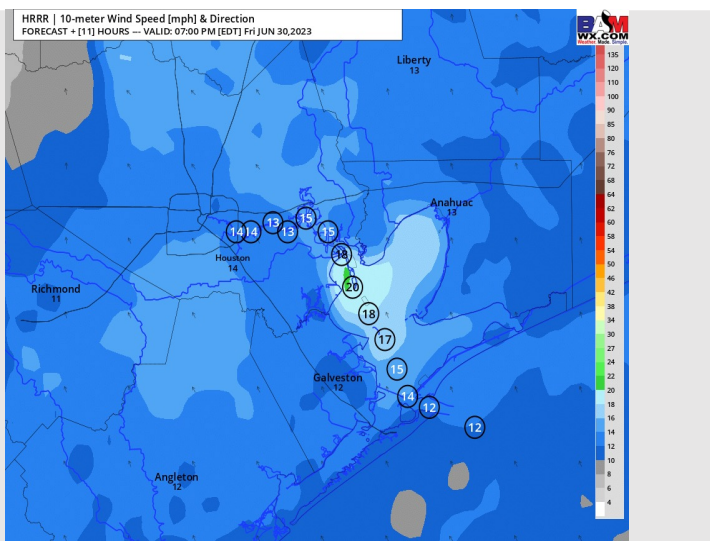
**Temps:** Low temps tonight will be in the low/mid 80s F for Stations S of Morgan's Point and in the upper 70s to low 80s F N of Morgan's Point.

**Visibility:** Not anticipating any visibility concerns at this time.

## Precip Image: 7 PM CT



Wind Speed:  
6 PM CT



Low Temps  
Sat AM

# Houston Pilots: sat. 7/1/2023



## Forecast Discussion

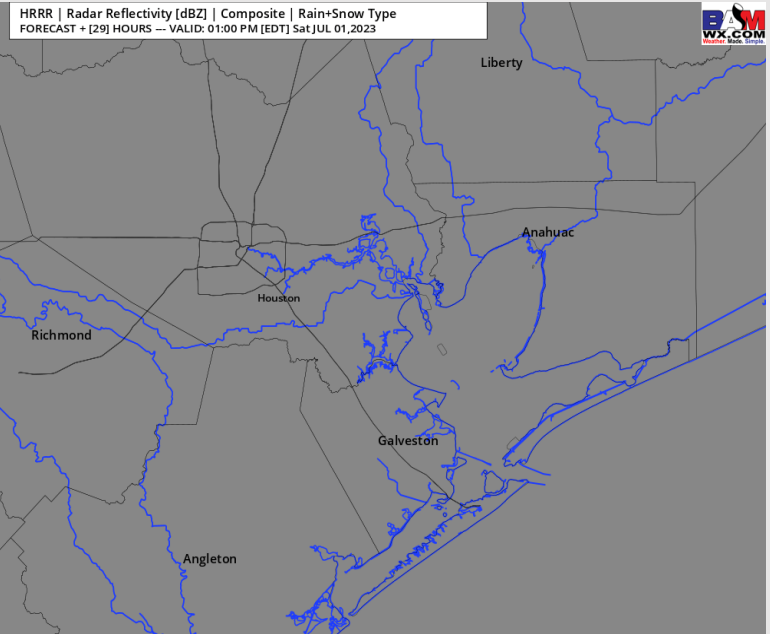
**Precip:** Dry conditions anticipated throughout the day Saturday.

**Wind:** Winds will be out of the SW throughout Saturday. Winds N of Morgan's Point will be 2 - 7 kts through 3 PM, after which time they will increase to 7 - 12 kts and remain at that clip for the remainder of the evening. Winds S of Morgan's Point will be at 8 - 13 kts until 8 AM, after which time winds are favored to decrease to 2 - 7 kts until 1 PM. After 1 PM winds will increase to 13 - 18 kts for the rest of the day. **Wind gusts of 15 - 20 kts will be possible for Stations N of Morgan's Point after 4 PM**

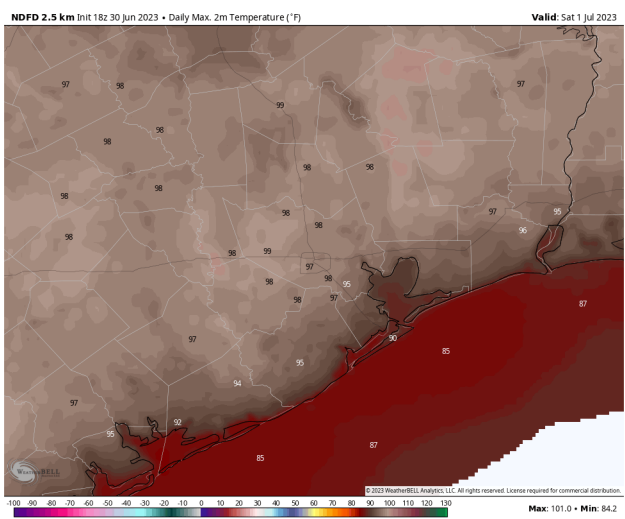
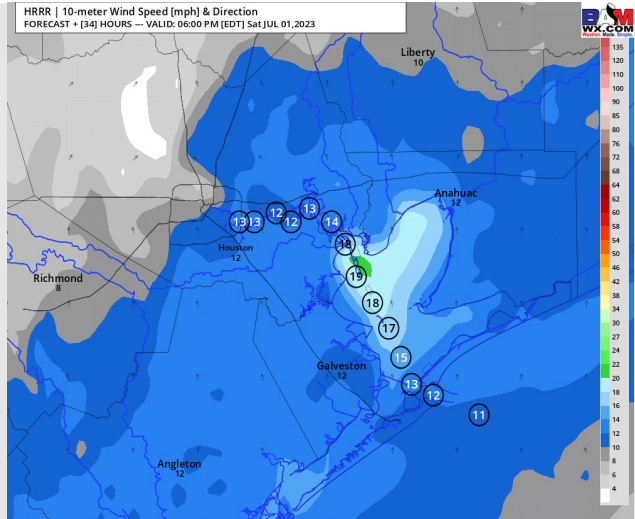
**Temps:** High temps on Saturday will be in the mid/upper 80s F for the Boarding Station, low/mid 90s F for all other Stations S of Morgan's Point and upper 90s F N of Morgan's Point.

**Visibility:** Not anticipating any visibility concerns at this time.

## Precip Image: 12 PM CT



Wind Speed:  
5 PM CT



High Temps  
Saturday

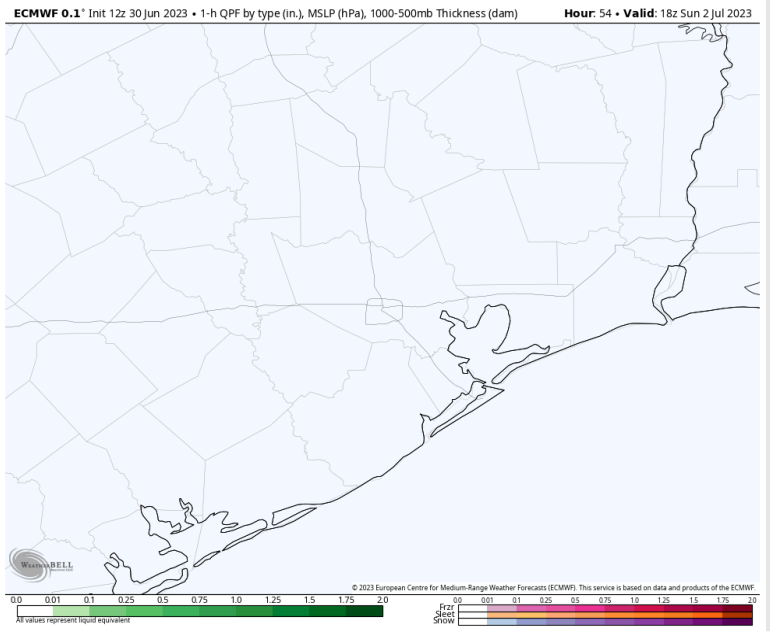
# Houston Pilots: Sun. 7/2/2023



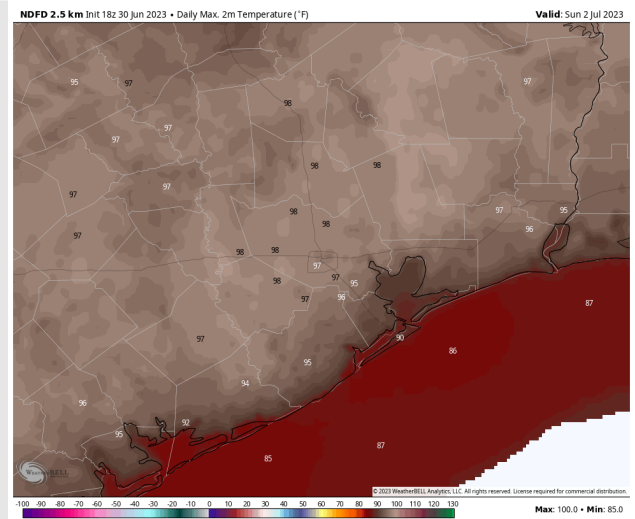
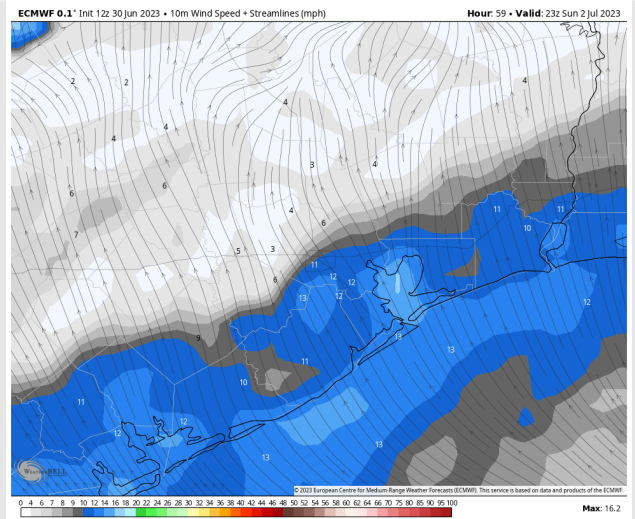
## Forecast Discussion

- Precip:** Favoring dry conditions throughout the day Sunday.
- Wind:** Winds out of the SW will be at 5 – 10 kts for Stations N of Morgan’s Point throughout the day. Winds S of Morgan’s Point will be at 7 – 12 kts during the early morning hours, calming to 2 – 7 kts between 9 AM – 2 PM, before returning to the 7 – 12 kts clip after 2 PM.
- Temps:** High temps on Sunday will be in the mid 80s F at the Boarding Station, low/mid 90s F for other Stations S of Morgan’s Point and mid/upper 90s N of Morgan’s Point.
- Visibility:** Not anticipating any visibility concerns at this time.

## Precip Image: 1 PM CT

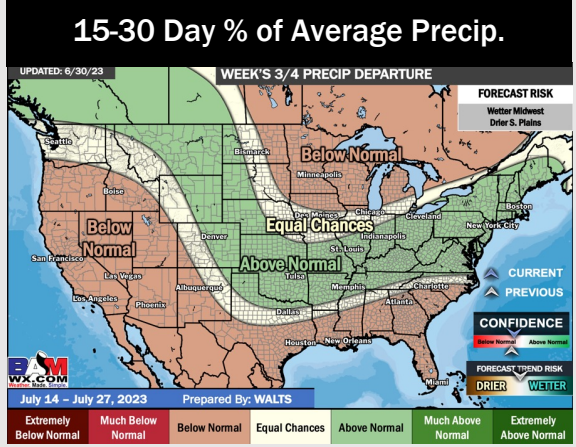
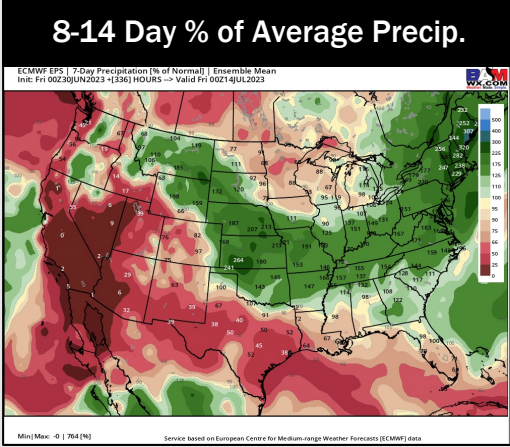
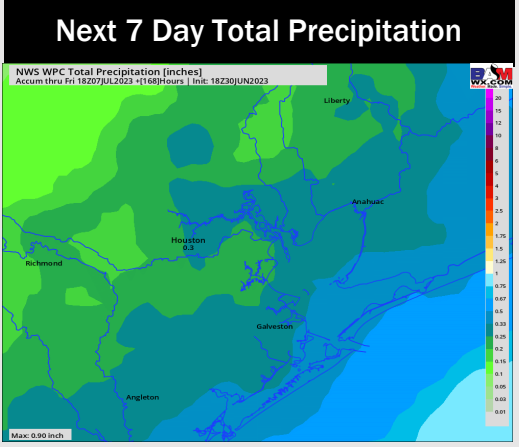
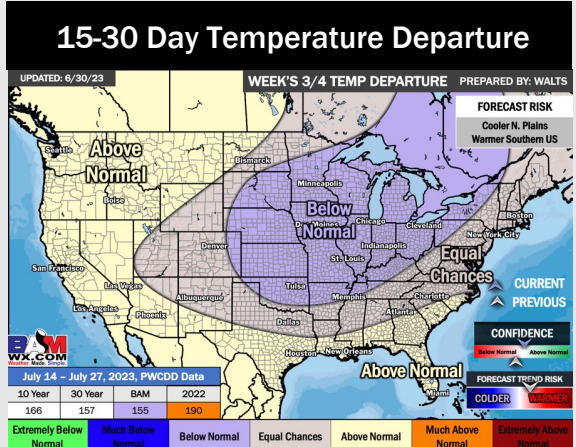
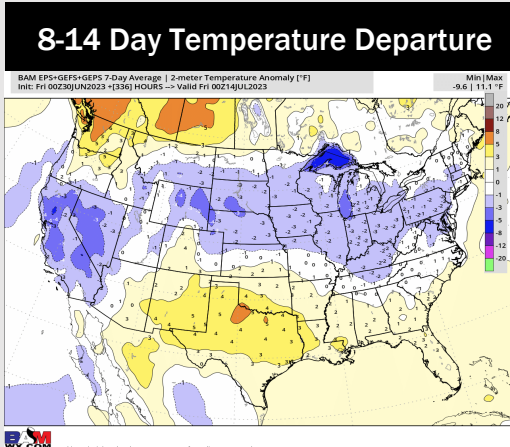
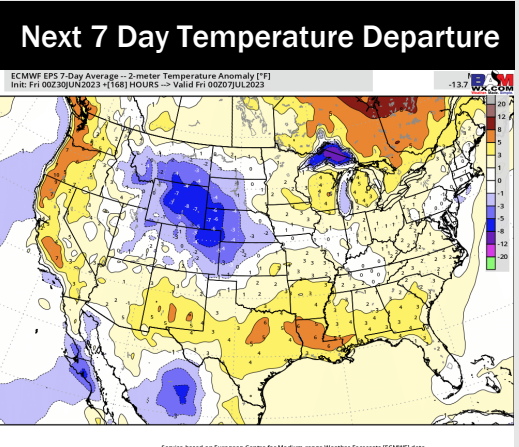


Wind Speed:  
6 PM CT



High Temps  
Sunday

# Houston Pilots: 6/30/23



- Slightly above normal temperatures are favored over the next week. Below normal precipitation chances are favored for the majority of the next week, with rain chances picking up in the day 6 - 7 time period.
- Expecting below normal precipitation chances and slightly above normal temperatures for the week 2 timeframe.
- Above normal temperatures and below normal chances for precipitation are favored in the weeks 3/4 timeframe.