

Houston Pilots Forecast Package



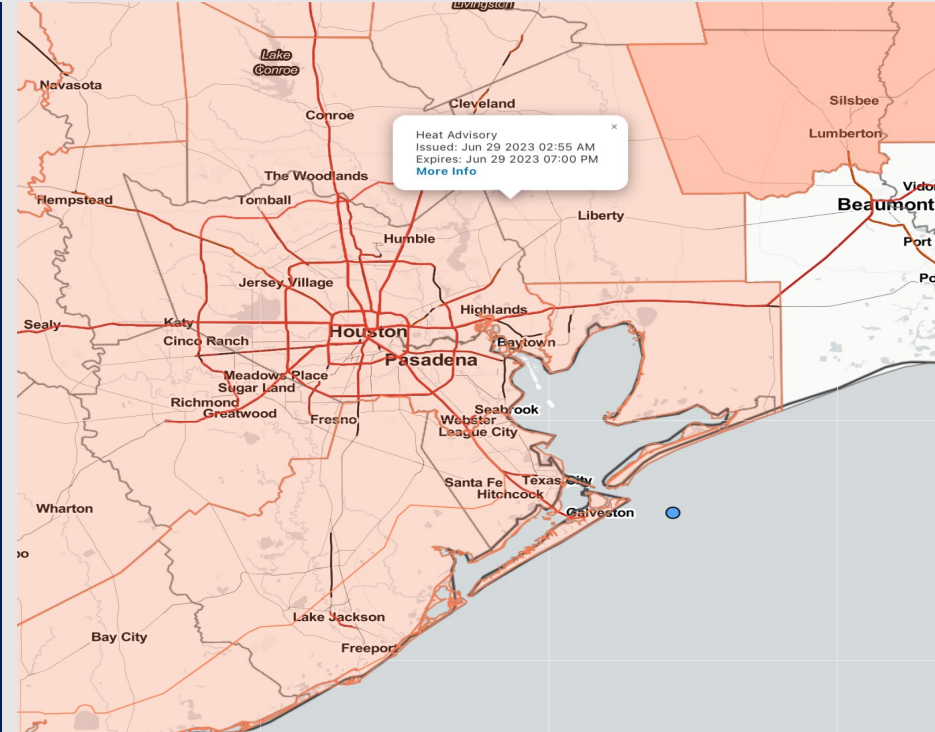
Updated: 4:35 PM CT

Thursday, June 29, 2023

Forecaster: Tyler Riggles

Weather Headlines

- Anticipating dry conditions over the next few days.
- Excessive heat concerns (90+ F) to continue throughout at least late this week.
- No active tropical threats to SE TX at this time.
- No signals for fog impacting stations moving forward.
- Precip pattern looks to turn slightly less active this week with low-end rain chances.



Radar/NWS Alerts: 4:35 PM CT



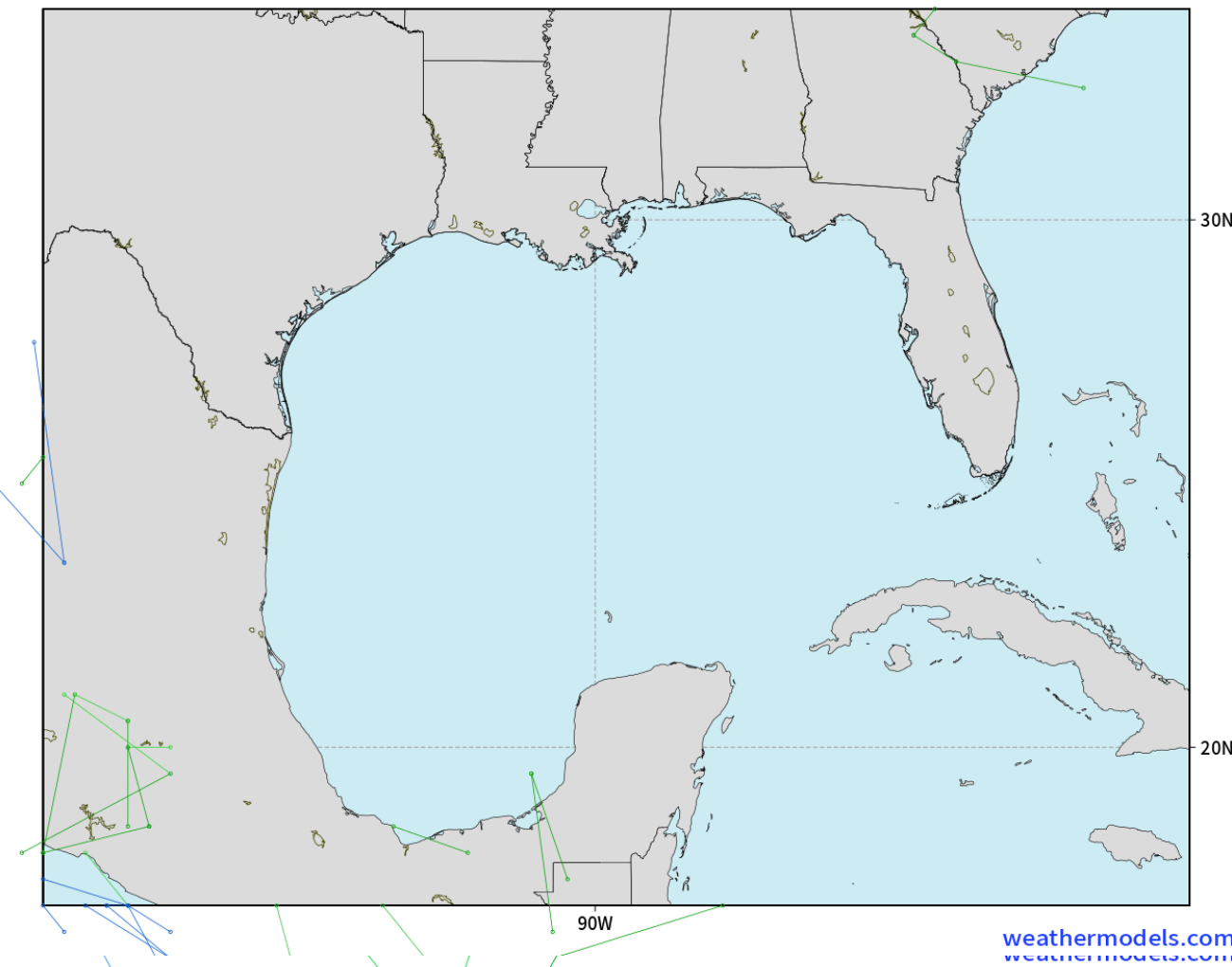
As always, please do not hesitate to reach out to us with any forecast questions via the chat option on the Weather Porthole or our on-call number, **(317)-560-8122** press 1 for forecast questions.

Houston Pilots Tropical Update

American Model Low Pressure Tracks Next 10-Days

NOAA GEFSv12 | All Ensemble Cyclones +240 Hours
INIT: 06Z29JUN2023 --> UNTIL 06Z09JUL2023

o-o > 1010 hPa
o-o 1000 - 1010 hPa
o-o 980 - 999 hPa
o-o 960 - 979 hPa
o-o 950 - 959 hPa
o-o < 950 hPa



No tropical activity anticipated over the next 10 days for SE TX.

No other areas of interest being noted across the Atlantic/Gulf.

Houston Pilots Visibility Chart (miles)



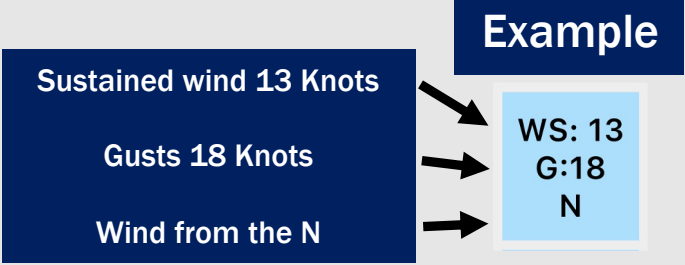
Forecast Confidence



Time	Thu 2pm	Thu 3pm	Thu 4pm	Thu 5pm	Thu 6pm	Thu 7pm	Thu 8pm	Thu 9pm	Thu 10pm	Thu 11pm	Fri 12am	Fri 1am	Fri 2am	Fri 3am	Fri 4am	Fri 5am	Fri 6am	Fri 7am	Fri 8am	Fri 9am	Fri 10am	Fri 11am	Fri 12pm	Fri 1pm	Fri 2pm	Fri 3pm	Fri 4pm	Fri 5pm	Fri 6pm	Fri 7pm	Fri 8pm
610 Bridge	10	10	10	10	10	10	10	10	10	10	10	10	10	10	10	10	10	10	10	10	10	10	10	10	10	10	10	10	10	10	10
Kinder 1	10	10	10	10	10	10	10	10	10	10	10	10	10	10	10	10	10	10	10	10	10	10	10	10	10	10	10	10	10	10	10
Greens Bayou	10	10	10	10	10	10	10	10	10	10	10	10	10	10	10	10	10	10	10	10	10	10	10	10	10	10	10	10	10	10	10
Shell Crude	10	10	10	10	10	10	10	10	10	10	10	10	10	10	10	10	10	10	10	10	10	10	10	10	10	10	10	10	10	10	10
Lynchburg Ferries	10	10	10	10	10	10	10	10	10	10	10	10	10	10	10	10	10	10	10	10	10	10	10	10	10	10	10	10	10	10	10
Exxon 3	10	10	10	10	10	10	10	10	10	10	10	10	10	10	10	10	10	10	10	10	10	10	10	10	10	10	10	10	10	10	10
Morgans Point	10	10	10	10	10	10	10	10	10	10	10	10	10	10	10	10	10	10	10	10	10	10	10	10	10	10	10	10	10	10	10
75/76	10	10	10	10	10	10	10	10	10	10	10	10	10	10	10	10	10	10	10	10	10	10	10	10	10	10	10	10	10	10	10
63/64	10	10	10	10	10	10	10	10	10	10	10	10	10	10	10	10	10	10	10	10	10	10	10	10	10	10	10	10	10	10	10
51/52	10	10	10	10	10	10	10	10	10	10	10	10	10	10	10	10	10	10	10	10	10	10	10	10	10	10	10	10	10	10	10
37/38	10	10	10	10	10	10	10	10	10	10	10	10	10	10	10	10	10	10	10	10	10	10	10	10	10	10	10	10	10	10	10
25/26	10	10	10	10	10	10	10	10	10	10	10	10	10	10	10	10	10	10	10	10	10	10	10	10	10	10	10	10	10	10	10
11/12	10	10	10	10	10	10	10	10	10	10	10	10	10	10	10	10	10	10	10	10	10	10	10	10	10	10	10	10	10	10	10
1 & 2 Bravo	10	10	10	10	10	10	10	10	10	10	10	10	10	10	10	10	10	10	10	10	10	10	10	10	10	10	10	10	10	10	10

NOTE: This is automated data that may/may not agree with the official BAM thinking that's found on the daily slides or special visibility report slides. This data should be used as a guide only

Houston Pilots Wind Chart



Time Knots	Thu 2pm	Thu 3pm	Thu 4pm	Thu 5pm	Thu 6pm	Thu 7pm	Thu 8pm	Thu 9pm	Thu 10pm	Thu 11pm	Fri 12am	Fri 1am	Fri 2am	Fri 3am	Fri 4am	Fri 5am	Fri 6am	Fri 7am	Fri 8am	Fri 9am	Fri 10am	Fri 11am	Fri 12pm	Fri 1pm	Fri 2pm	Fri 3pm	Fri 4pm	Fri 5pm	Fri 6pm	Fri 7pm	Fri 8pm	
610 Bridge	6	7	8	8	9	9	9	7	7	6	5	5	5	4	4	3	3	3	3	4	5	5	6	6	7	8	8	9	9	10	9	
	10	10	11	12	12	12	12	10	10	9	8	8	7	6	7	5	5	4	5	6	8	8	8	8	10	10	11	11	12	13	11	
Kinder 1	7	8	8	9	9	9	8	7	7	6	5	5	5	4	4	3	3	3	4	4	5	5	6	6	7	8	8	9	10	10	9	
	9	10	11	12	12	12	11	10	10	9	8	8	7	6	7	5	5	4	6	6	7	8	8	9	10	11	11	12	13	11	11	
Greens Bayou	7	8	8	9	9	9	8	7	7	6	5	5	5	4	4	3	3	3	4	4	5	5	6	6	8	8	8	9	10	10	9	
	9	10	11	12	12	12	11	10	10	9	8	8	7	6	7	5	5	5	6	6	7	7	8	8	9	10	11	11	12	13	11	11
Shell Crude	7	9	9	9	10	9	8	7	6	6	5	5	5	4	4	3	3	3	4	4	5	5	6	7	8	8	9	10	10	10	9	
	10	11	12	12	12	12	11	10	9	9	8	8	7	7	7	5	5	5	6	6	7	7	8	9	10	10	11	12	12	13	11	11
Lynchburg Ferries	8	9	10	11	11	10	9	8	7	6	6	5	5	5	5	4	4	3	4	5	5	5	6	7	8	9	10	11	11	11	9	
	10	11	12	13	13	13	12	11	10	9	8	8	7	7	7	5	5	5	6	6	7	7	8	8	10	11	12	13	13	14	12	12
Exxon 3	9	10	10	11	11	11	10	8	7	7	6	6	6	5	5	4	4	4	4	5	5	6	6	7	9	10	10	11	11	11	10	10
	10	12	13	14	14	14	12	11	10	9	8	8	8	7	7	6	6	5	6	7	7	8	8	9	10	11	12	13	14	14	12	12
Morgans Point	10	11	12	13	13	12	11	10	8	8	7	7	7	6	6	6	5	5	5	6	6	6	7	8	10	11	11	12	13	13	11	11
	11	13	14	15	15	15	13	12	11	10	9	9	9	8	8	7	7	6	7	7	7	7	8	9	10	11	12	13	15	15	15	13
75/76	11	13	13	14	14	14	13	12	10	10	9	9	9	8	8	8	7	7	7	7	6	7	8	9	11	12	12	14	15	14	14	14
	12	14	15	16	16	16	15	13	12	11	10	11	10	9	9	9	8	7	7	8	8	8	8	9	11	12	13	14	15	16	16	15
63/64	11	12	13	13	14	14	13	11	10	9	9	10	9	9	8	8	7	7	7	7	6	7	8	8	10	11	12	13	14	14	13	13
	12	13	14	15	15	15	14	12	11	11	10	11	10	10	9	9	8	8	8	8	8	7	8	9	10	12	13	13	14	15	15	15
51/52	10	11	12	12	13	13	12	10	9	9	9	9	9	8	8	7	7	7	7	7	6	7	8	9	10	11	12	13	13	13	12	12
	12	12	13	14	14	14	13	11	10	10	10	10	10	9	9	8	8	8	8	8	8	7	8	9	10	11	12	12	13	14	14	13
37/38	9	10	10	11	11	11	10	8	8	8	9	9	8	8	8	7	7	7	7	7	7	7	8	8	10	10	11	11	11	10	10	10
	11	11	12	12	12	12	11	9	9	9	10	10	9	9	9	8	7	7	8	8	8	8	8	9	10	11	11	11	12	12	11	11
25/26	8	9	9	9	9	9	8	7	7	7	8	8	8	7	7	7	6	6	7	7	7	7	7	8	8	9	9	9	9	9	8	8
	10	10	10	10	10	10	9	8	8	8	9	9	9	8	8	8	7	7	7	8	8	8	8	9	10	10	10	10	10	10	10	10
11/12	8	8	8	8	8	8	8	7	7	7	8	8	8	7	7	6	6	6	7	7	7	7	7	8	8	8	9	9	9	8	8	8
	9	9	10	10	10	9	9	8	8	9	9	9	9	8	8	8	7	7	8	8	8	8	8	9	9	10	10	10	10	10	10	10
1 & 2 Bravo	6	7	7	8	9	9	9	8	8	8	9	9	9	9	9	9	8	8	7	8	8	7	6	7	7	7	8	9	9	9	9	9
	8	8	8	9	9	10	10	9	9	9	9	9	9	9	9	9	9	9	8	8	8	8	7	8	8	8	9	10	10	10	10	10
	S	S	S	S	S	S	S	S	S	S	S	S	S	S	S	S	S	S	S	S	S	S	S	S	S	S	S	S	S	S	S	S

NOTE: This is automated data that may/may not agree with the official BAM thinking that's found on the daily slides. This data should be used as a guide only

Forecast Discussion

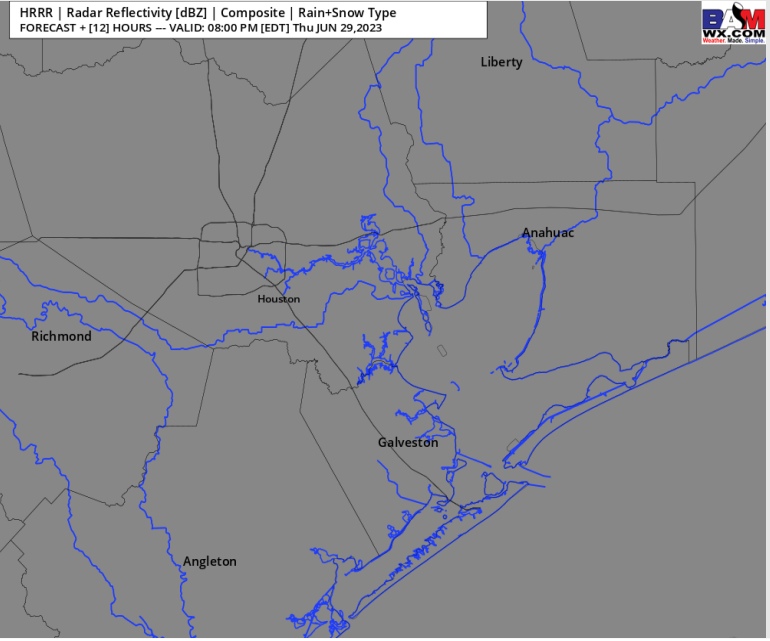
Precip: Favoring dry conditions for the rest of the day.

Wind: Winds will continue to be out of the S/SW for the remainder of the day. Winds N of Morgan's Point will be 7-12kts for the rest of the day while Winds S of Morgan's Point will be at 10-15 kts.

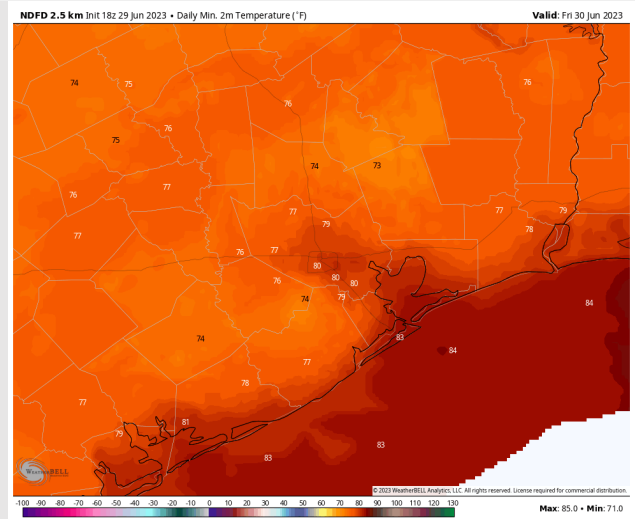
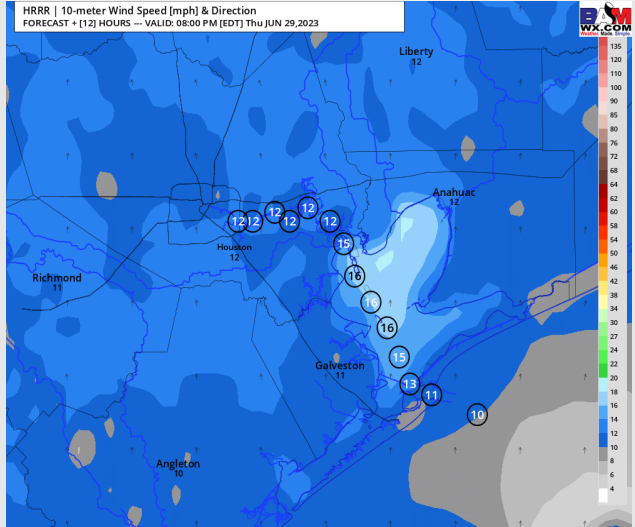
Temps: Low temperatures tonight will be in the mid/low 80s for Stations S of Morgan's Point and upper 70s near 80 F N of Morgan's Point.

Visibility: Not anticipating any visibility concerns at this time.

Precip Image: 7 PM CT



Wind Speed:
7 PM CT



Low Temps
Fri AM

Houston Pilots: Fri. 6/30/2023



Forecast Discussion

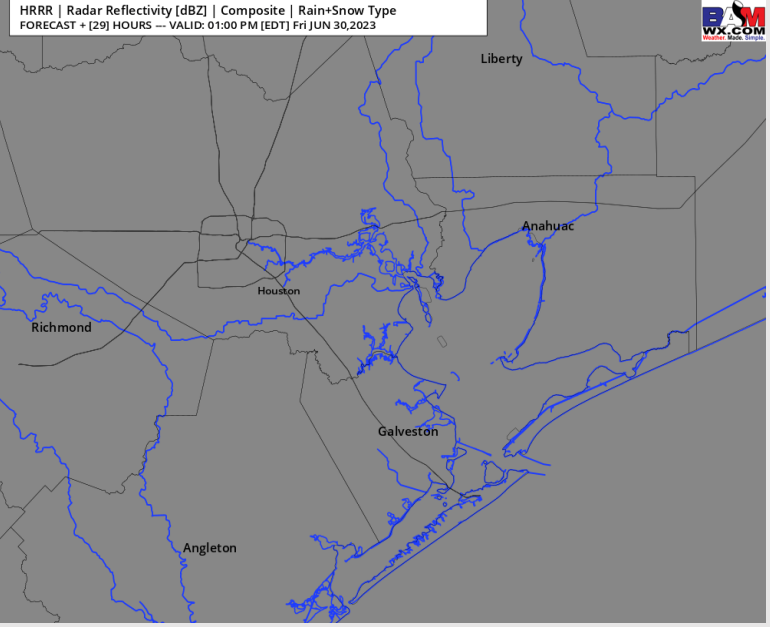
Precip: Favoring dry conditions throughout the day Friday.

Wind: Winds will be out of the S/SW Friday. Winds N of Morgan's Point will be 5-10 kts throughout the day. Winds S of Morgan's Point will be 10-15 kts through 9 AM. After 9 AM, favoring winds to drop to 5-10 kts S of Morgan's Point until 4 PM where winds will pick back up to 10-15 kts for the rest of the day. **Wind gusts of 15-20kts are possible for all stations between 3 PM and 8 PM Friday.**

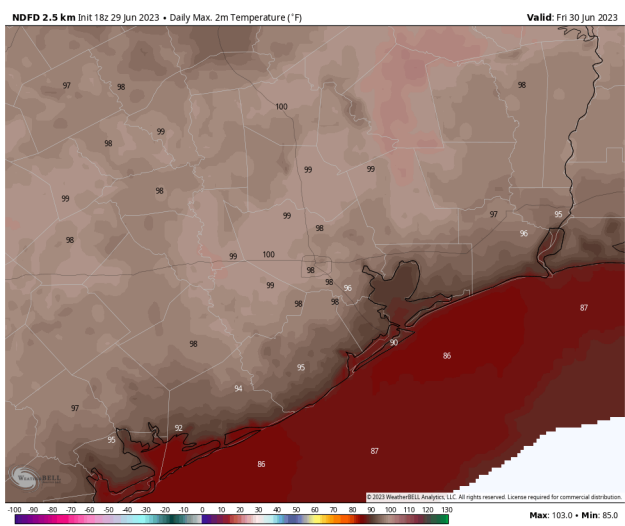
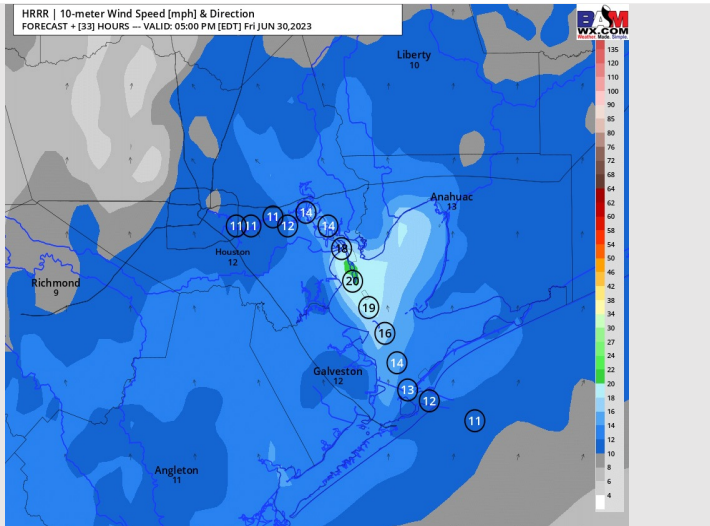
Temps: High temperatures Friday will be in the mid/upper 80s F near the Boarding Station, in the low/mid 90s F for all other stations S of Morgan's Point, and in the upper 90s F/low 100s F for stations N of Morgan's Point.

Visibility: Not anticipating any visibility concerns at this time.

Precip Image: 12 PM CT



Wind Speed:
4 PM CT



High Temps
Friday

Houston Pilots: sat. 7/1/2023



Forecast Discussion

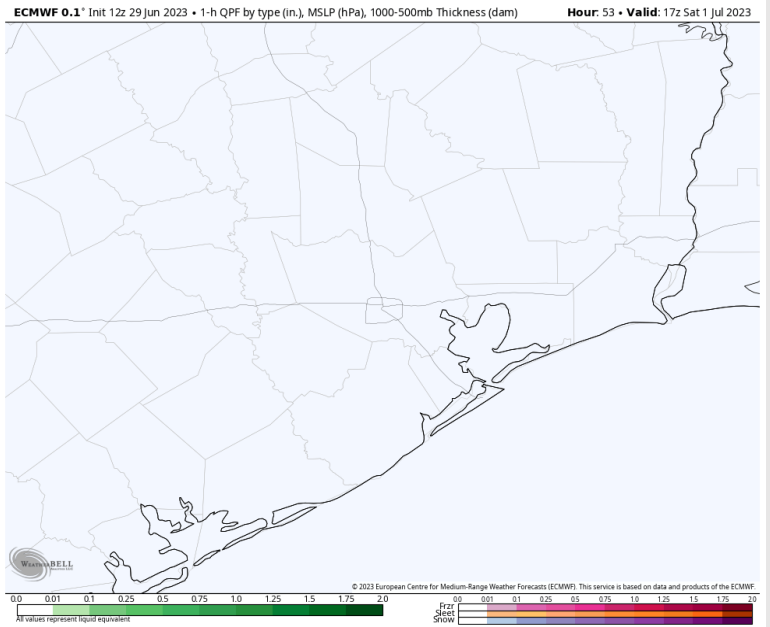
Precip: Dry conditions anticipated throughout the day Saturday.

Wind: Winds will be out of the SW throughout Saturday. Winds N of Morgan's Point will be 5-10 kts through 5 PM, after which time they will increase to 8 – 13kts and remain at that clip for the remainder of the evening. Winds S of Morgan's Point will be at 8 – 13 kts throughout the day. **Wind gusts of 18 – 23 kts will be possible for Stations N of Morgan's Point after 7 PM**

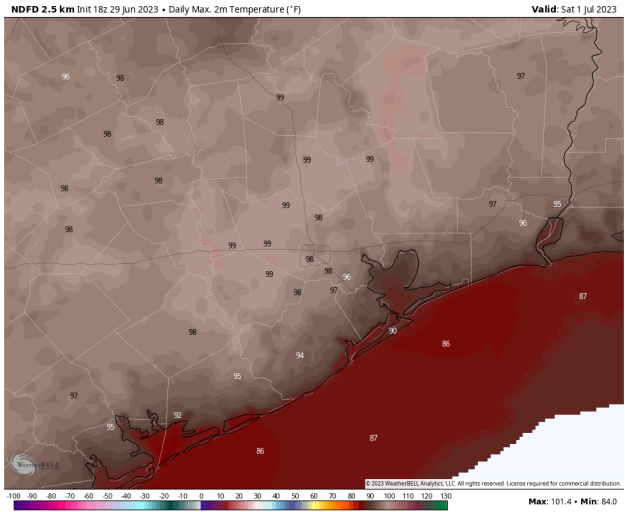
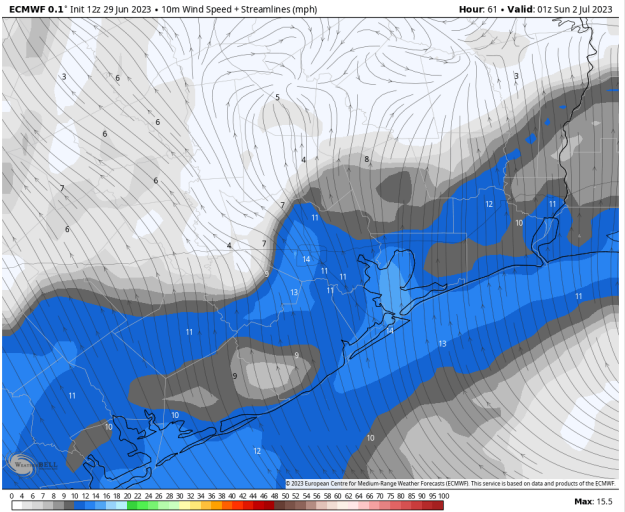
Temps: High temps on Saturday will be in the mid/upper 80s F for the Boarding Station, low/mid 90s F for Stations S of Morgan's Point and upper 90s F N of Morgan's Point.

Visibility: Not anticipating any visibility concerns at this time.

Precip Image: 12 PM CT

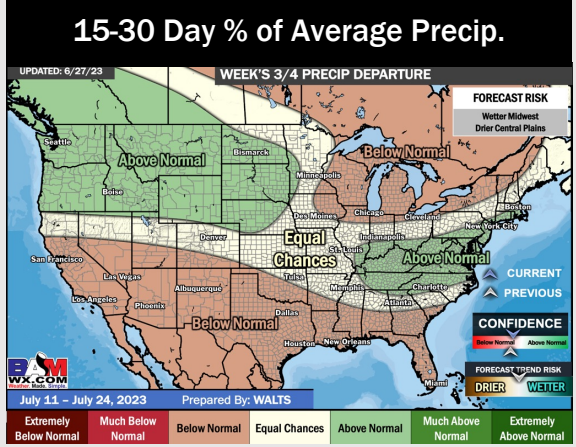
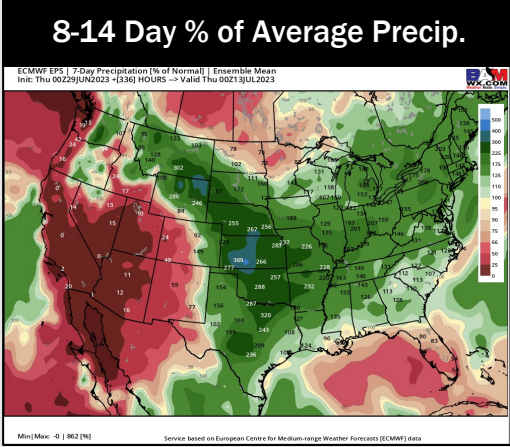
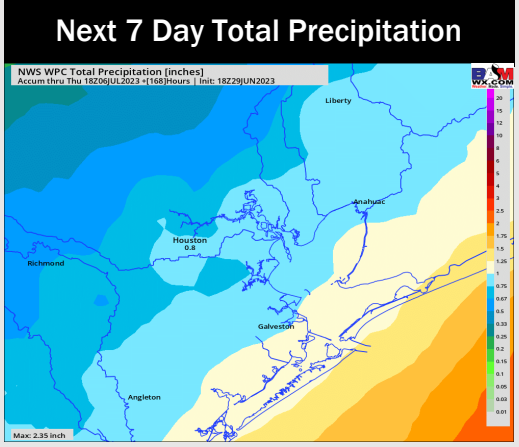
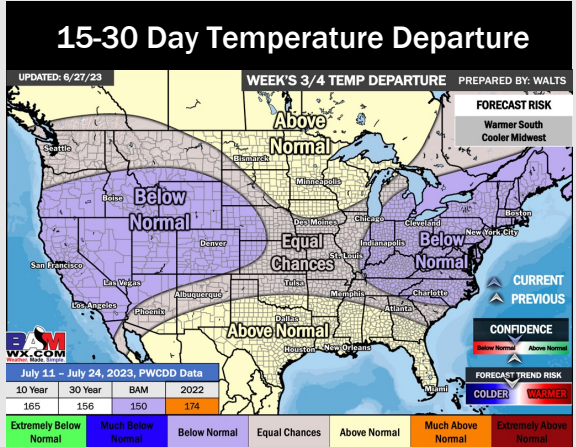
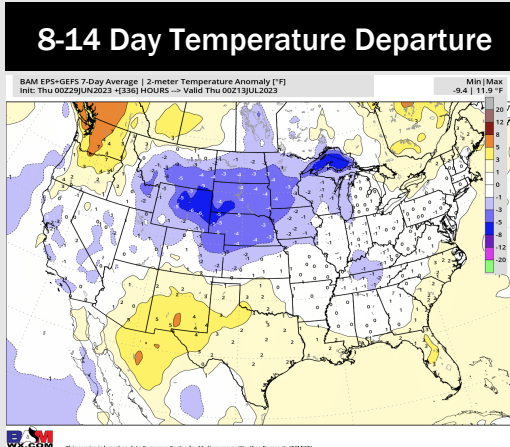
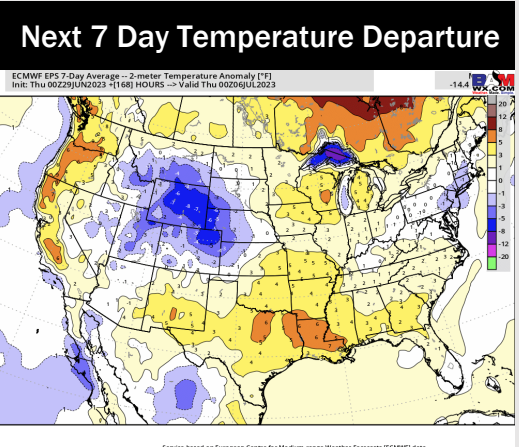


Wind Speed:
8 PM CT



High Temps
Saturday

Houston Pilots: 6/29/23



- Above normal temperatures are favored over the next week. Below normal precipitation chances are favored for the majority of the next week, with rain chances picking up in the day 6 – 7 time period.
- Expecting slightly above normal precipitation chances and slightly above normal temperatures for the week 2 timeframe.
- Above normal temperatures and below to near normal chances for precipitation are favored in the weeks 3/4 timeframe.