

# Houston Pilots Forecast Package



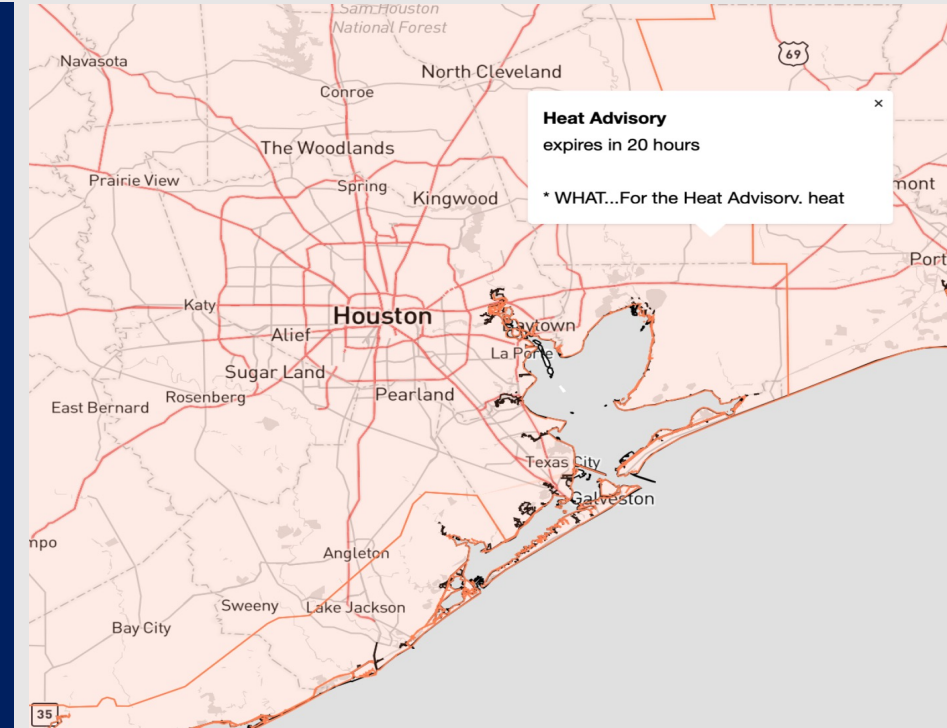
Updated: 3:20 PM CT

Thursday, June 15, 2023

Forecaster: Tyler Riggles

## Weather Headlines

- Favoring dry conditions over the next few days.
- Winds are anticipated to be slightly elevated over the next few days, especially S of Morgan's Point. **More details in slides below.**
- Not anticipating any visibility concerns at this time.
- No tropical threats to monitor.



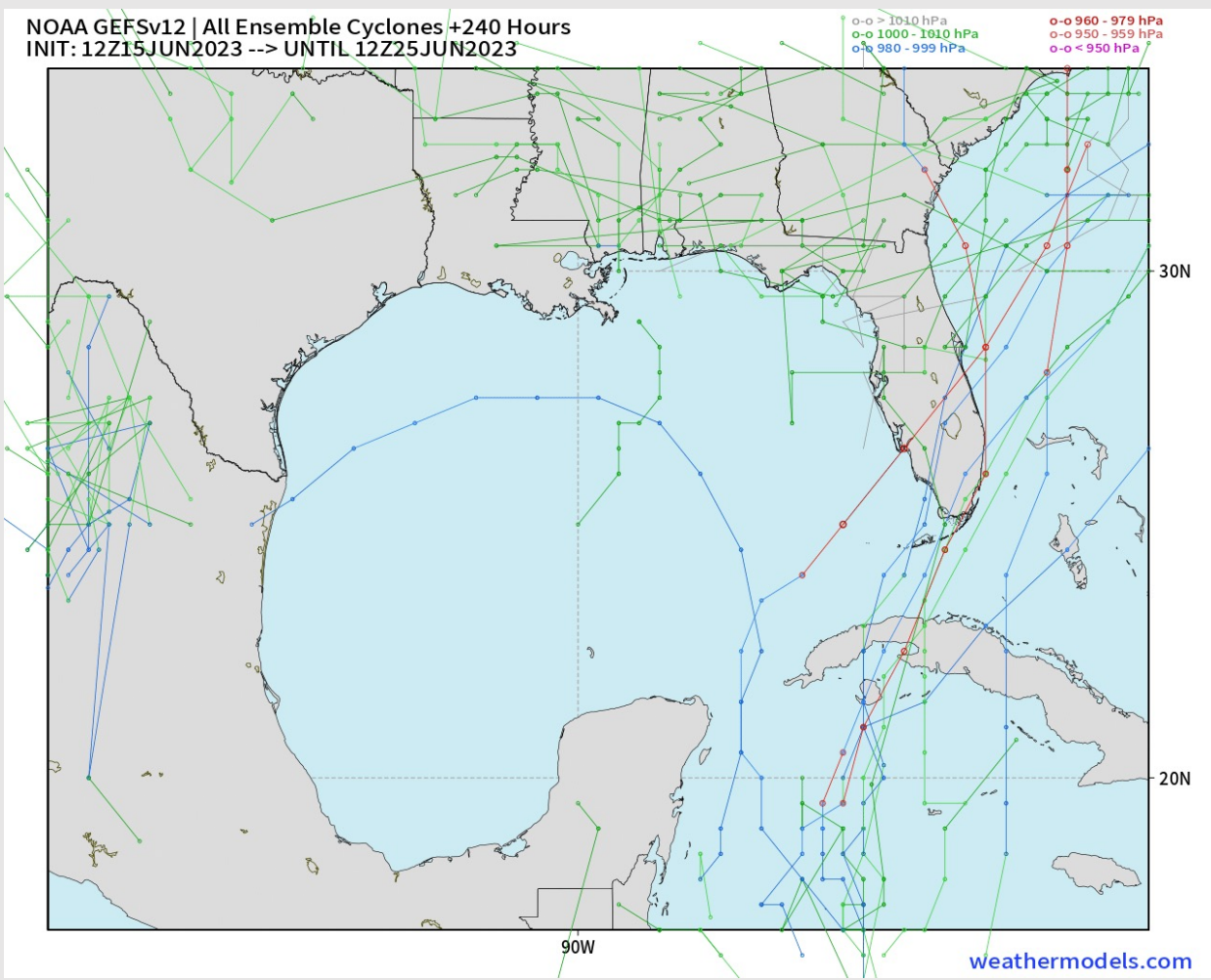
**Radar/NWS Alerts: 3:20 PM CT**



As always, please do not hesitate to reach out to us with any forecast questions via the chat option on the Weather Porthole or our on-call number, **(317)-560-8122** press 1 for forecast questions.

# Houston Pilots Tropical Update

## American Model Low Pressure Tracks Next 10-Day Tracks



No tropical activity anticipated over the next 7-10 days.

# Houston Pilots Visibility Chart (miles)



## Forecast Confidence



Time	Thu 2pm	Thu 3pm	Thu 4pm	Thu 5pm	Thu 6pm	Thu 7pm	Thu 8pm	Thu 9pm	Thu 10pm	Thu 11pm	Fri 12am	Fri 1am	Fri 2am	Fri 3am	Fri 4am	Fri 5am	Fri 6am	Fri 7am	Fri 8am	Fri 9am	Fri 10am	Fri 11am	Fri 12pm	Fri 1pm	Fri 2pm	Fri 3pm	Fri 4pm	Fri 5pm	Fri 6pm	Fri 7pm	Fri 8pm	
610 Bridge	10	10	10	10	10	10	10	10	10	10	10	10	7	6	7	6	6	6	6	6	6	8	8	10	10	10	10	10	10	10	10	10
Kinder 1	10	10	10	10	10	10	10	10	10	10	10	10	7	7	7	7	6	6	6	6	8	8	10	10	10	10	10	10	10	10	10	
Greens Bayou	10	10	10	10	10	10	10	10	10	10	10	10	8	8	8	8	7	7	9	9	9	9	10	10	10	10	10	10	10	10	10	
Shell Crude	10	10	10	10	10	10	10	10	10	10	10	10	8	8	8	8	8	8	10	10	10	10	10	10	10	10	10	10	10	10	10	
Lynchburg Ferries	8	8	8	8	10	9	9	10	10	10	9	9	8	8	8	8	8	8	10	10	10	10	10	10	10	10	10	10	10	10	10	
Exxon 3	6	6	6	6	8	7	6	9	9	9	8	10	10	8	8	8	8	10	10	10	10	10	10	10	10	10	10	10	10	10		
Morgans Point	7	7	7	6	8	7	7	9	9	9	7	10	10	10	8	10	10	10	10	10	10	10	10	10	10	10	10	10	10	10		
75/76	8	7	7	7	9	8	8	10	10	10	9	10	10	10	10	10	10	10	10	10	10	10	10	10	10	10	10	10	10	10		
63/64	10	8	8	9	10	10	10	10	10	10	10	10	10	10	10	10	10	10	10	10	10	10	10	10	10	10	10	10	10	10		
51/52	10	10	9	10	10	10	10	10	10	10	10	10	10	10	10	10	10	10	10	10	10	10	10	10	10	10	10	10	10	10		
37/38	10	10	10	10	10	10	10	10	10	10	10	10	10	10	10	10	10	10	10	10	10	10	10	10	10	10	10	10	10	10		
25/26	10	10	10	10	10	10	10	10	10	10	10	10	10	10	10	10	10	10	10	10	10	10	10	10	10	10	10	10	10	10		
11/12	10	10	10	10	10	10	10	10	10	10	10	10	10	10	10	10	10	10	10	10	10	10	10	10	10	10	10	10	10	10		
1 & 2 Bravo	10	10	8	10	10	10	10	10	10	9	7	10	10	10	10	10	10	10	10	10	10	10	10	10	10	10	10	10	10	10		

**NOTE: This is automated data that may/may not agree with the official BAM thinking that's found on the daily slides or special visibility report slides. This data should be used as a guide only**

# Houston Pilots Wind Chart



## Forecast Confidence



Sustained wind 13 Knots  
Gusts 18 Knots  
Wind from the N

## Example

WS: 13  
G:18  
N

Time Knots	Thu 2pm	Thu 3pm	Thu 4pm	Thu 5pm	Thu 6pm	Thu 7pm	Thu 8pm	Thu 9pm	Thu 10pm	Thu 11pm	Fri 12am	Fri 1am	Fri 2am	Fri 3am	Fri 4am	Fri 5am	Fri 6am	Fri 7am	Fri 8am	Fri 9am	Fri 10am	Fri 11am	Fri 12pm	Fri 1pm	Fri 2pm	Fri 3pm	Fri 4pm	Fri 5pm	Fri 6pm	Fri 7pm	Fri 8pm	
610 Bridge	8	9	9	9	10	10	9	8	7	7	7	7	8	8	8	8	7	7	7	7	7	8	9	9	10	10	9	9	9	10	9	9
	12	12	12	12	13	13	13	11	11	11	10	11	12	12	12	12	12	11	11	11	11	13	13	14	15	15	14	13	13	13	12	11
Kinder 1	8	9	9	9	10	10	9	8	7	7	7	7	8	8	8	8	7	7	7	7	7	8	9	9	9	10	9	9	10	9	9	
	12	12	12	12	13	13	13	11	11	11	10	11	11	12	12	12	12	11	11	11	11	12	13	14	14	14	14	13	13	13	12	11
Greens Bayou	8	9	9	10	10	10	9	8	7	7	7	7	8	8	8	8	7	7	7	7	7	8	8	9	9	10	10	9	10	10	9	
	11	11	12	12	13	13	13	11	11	11	10	11	11	12	12	12	11	11	11	11	11	12	13	13	14	14	14	13	13	13	13	12
Shell Crude	9	9	9	10	11	10	9	8	7	7	7	7	8	8	8	8	8	8	7	7	7	8	8	9	9	10	10	9	10	10	9	
	11	12	12	13	13	14	13	11	11	11	10	11	11	12	12	12	11	11	11	11	11	12	12	13	14	14	14	13	13	13	13	12
Lynchburg Ferries	9	10	10	11	11	11	11	10	9	8	7	7	8	8	8	8	8	8	7	8	8	8	9	9	9	10	10	11	11	11	9	
	11	12	12	13	14	14	13	12	11	11	10	11	11	11	12	12	11	11	11	11	11	12	12	13	13	14	14	13	14	14	13	
Exxon 3	9	10	11	12	12	12	10	9	9	8	8	8	8	8	8	8	8	8	8	8	8	8	9	9	9	10	11	11	12	12	10	
	12	13	13	14	14	15	14	13	12	11	10	11	11	12	12	12	11	11	11	11	11	11	11	12	13	14	14	14	14	15	13	
Morgans Point	11	12	12	13	13	13	12	11	10	9	9	9	10	10	10	10	10	10	9	9	9	9	9	10	10	11	12	13	13	12		
	13	14	14	15	15	16	14	13	12	12	11	11	12	13	13	13	12	12	12	11	11	12	12	13	14	15	15	16	16	16	14	
75/76	12	14	14	15	15	15	14	13	12	11	11	12	12	13	13	13	12	12	11	11	11	11	11	12	13	14	14	15	16	15	15	
	14	15	15	16	17	17	16	15	13	13	13	13	14	15	14	14	14	14	13	12	12	12	13	13	14	16	16	16	17	17	16	
63/64	13	14	14	15	15	15	14	13	12	12	12	12	13	14	14	14	13	12	12	12	11	12	12	13	14	15	15	15	16	16	15	
	15	16	16	17	17	17	16	15	13	13	13	13	14	15	15	15	15	15	15	13	13	13	13	14	15	16	17	17	18	17	17	
51/52	14	14	14	14	15	15	14	12	12	12	12	12	14	13	14	14	14	13	12	12	12	12	13	13	14	15	15	15	16	15	15	
	15	15	15	15	16	16	15	14	13	13	13	13	14	15	15	15	15	15	13	13	13	13	14	15	16	16	16	17	17	16	16	
37/38	13	13	13	13	13	13	12	11	10	11	12	11	12	13	13	13	13	12	12	12	12	12	13	13	14	14	14	14	15	14	14	
	15	15	14	14	15	14	13	12	12	12	12	13	12	13	14	14	14	14	13	13	13	13	14	14	15	16	15	15	16	15	15	
25/26	12	12	12	12	12	11	10	10	9	10	10	10	11	11	12	12	12	12	12	11	11	11	11	12	12	13	13	13	13	12	12	
	14	14	14	13	13	12	12	11	11	11	12	11	12	13	13	14	14	14	13	13	13	13	13	14	14	15	14	14	14	13	13	
11/12	12	12	12	11	11	10	10	9	10	10	10	10	11	11	11	12	12	12	12	11	11	11	11	11	11	12	12	12	12	11	11	
	13	13	13	12	12	12	11	11	11	11	12	11	12	13	13	14	14	14	13	13	13	13	12	13	13	13	14	14	14	13	13	
1 & 2 Bravo	12	12	12	12	11	11	12	11	11	11	12	12	13	13	13	14	14	14	13	13	13	12	12	12	12	12	13	13	13	13		
	13	13	13	12	12	12	12	12	12	12	13	13	14	14	15	15	15	15	14	14	14	13	13	13	13	13	14	14	14	14	14	

NOTE: This is automated data that may/may not agree with the official BAM thinking that's found on the daily slides or special visibility report slides. This data should be used as a guide only

## Forecast Discussion

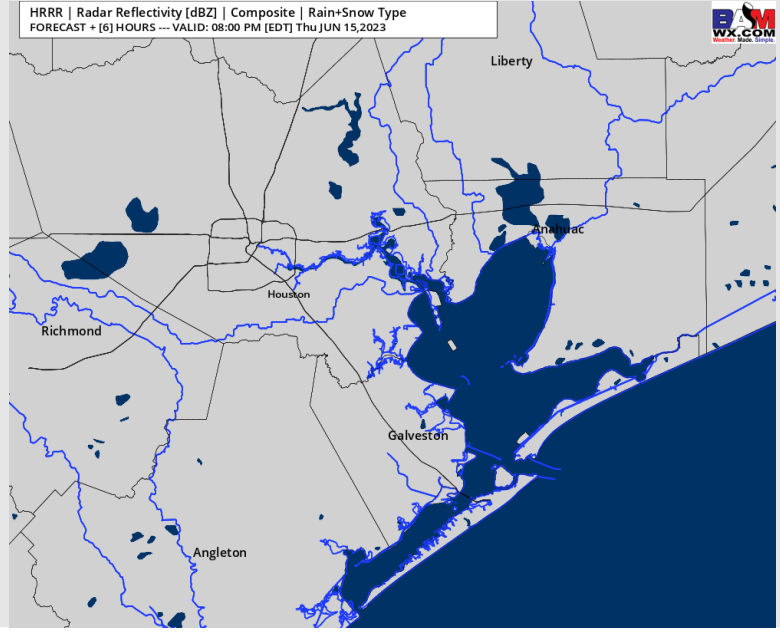
**Precip:** Favoring dry conditions throughout the day today.

**Wind:** Winds will be out of the S/SW throughout the rest of the day. Through the rest of the day, winds N of Morgan's Point will be 8-13 kts, while winds S of Morgan's Point will be 12 - 17 kts.

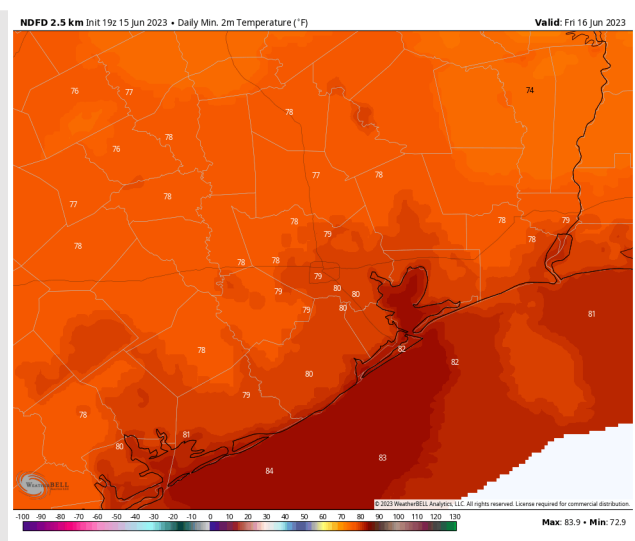
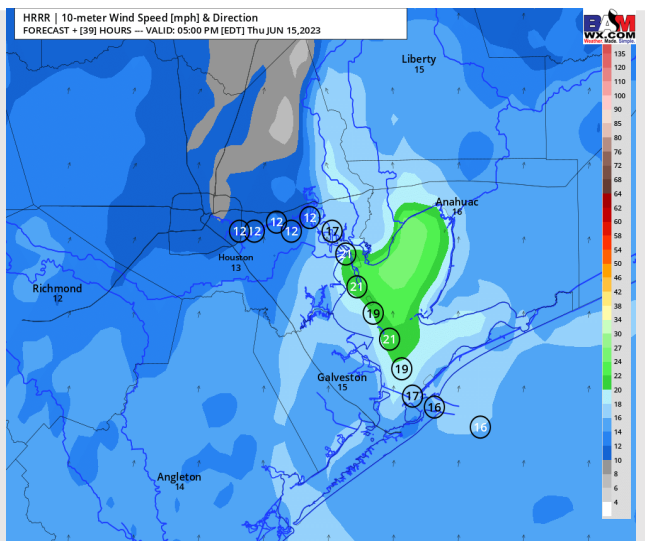
**Temps:** Low temperatures tonight will be in the low 80s F S of Morgan's Point and in the upper 70s near 80 F N of Morgan's Point.

**Visibility:** Not anticipating any visibility concerns at this time.

## Precip Image: 7 PM CT



**Wind Speed:**  
6 PM CT



**Low Temps**  
Fri AM



# Houston Pilots: Fri. 6/16/2023

## Forecast Discussion

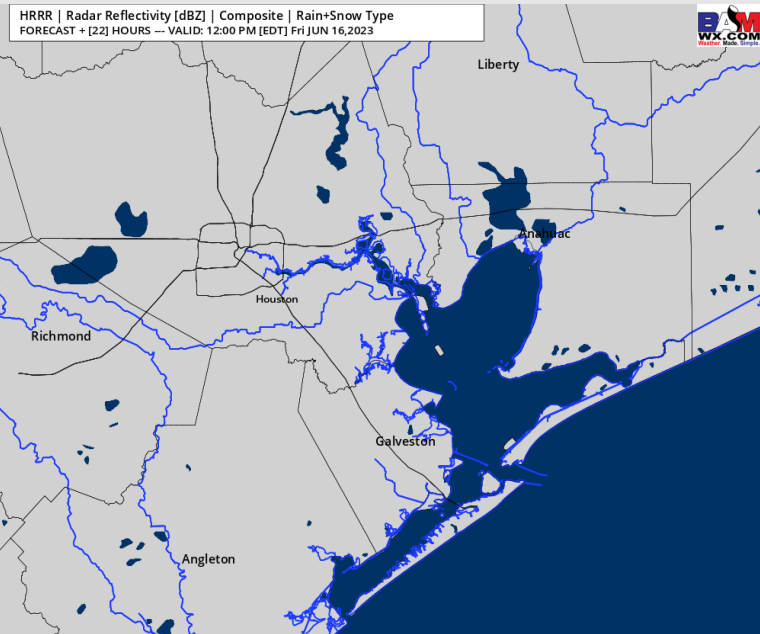
**Precip:** Favoring dry conditions throughout the day on Friday.

**Wind:** Favoring winds to be out of the S/SW throughout the day Friday. Winds N of Morgan's Point will be 3-8 kts early Friday morning before picking up to 8-13 kts after 11 AM and staying at that clip for the rest of the day. Winds S of Morgan's Point will be 13 -18 kts early Friday AM before briefly calming to 5 - 10 kts between 8 - 10 AM and picking back up to 13 - 18 kts for the rest of the day after this time. **Gusts of 20 - 25 kts will be possible for all stations.**

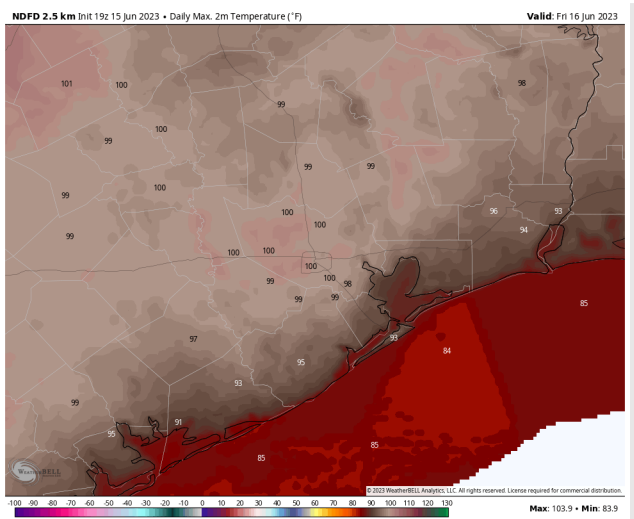
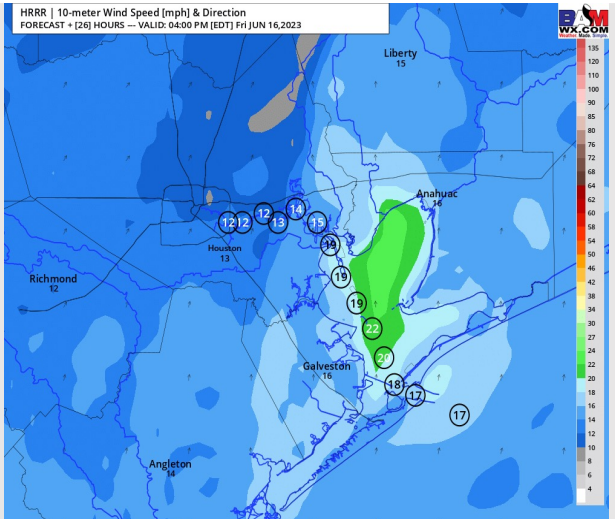
**Temps:** High temperatures Friday will be in the mid 80s F near the Boarding Station, in the mid to upper 90s F for all other stations S of Morgan's Point, and in the upper 90s near 100 F for stations N of Morgan's Point.

**Visibility:** Not anticipating any visibility concerns at this time.

## Precip Image: 11 AM CT



Wind Speed:  
3 PM CT



High Temps  
Friday

# Houston Pilots: Sat. 6/17/2023

## Forecast Discussion

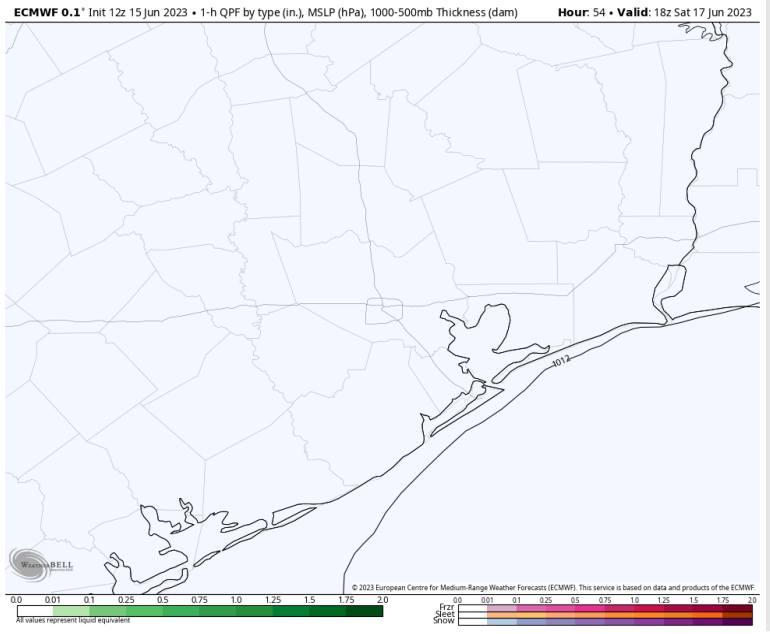
**Precip:** Favoring dry conditions throughout the day Saturday.

**Wind:** Winds will be out of the S/SW throughout the day Saturday. Winds N of Morgan's Point will be 2 - 7 kts until 6 PM when winds will pick up to 7 - 12 kts. Winds S of Morgan's Point will be 13 - 18 kts throughout the day Saturday. **Wind gusts of 15-20 kts will be possible for all stations from 8 AM - 8 PM.**

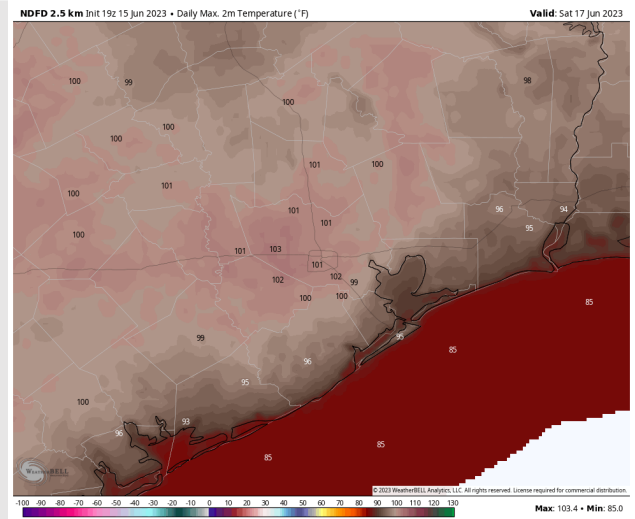
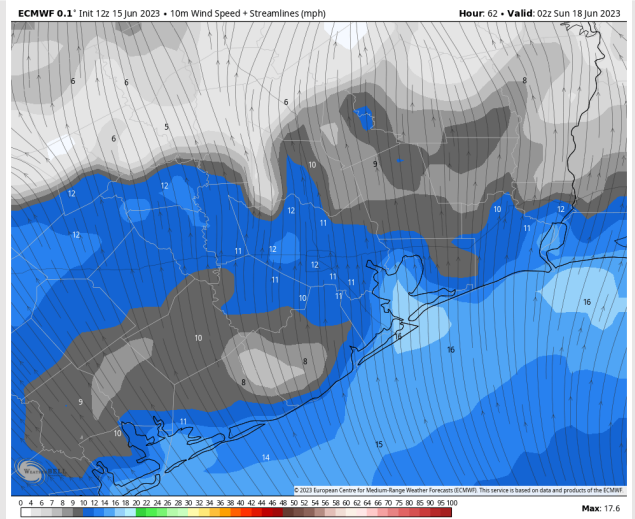
**Temps:** High temperatures Saturday will be in the mid 80s F near the Boarding Station, in the mid 90s F for all other stations S of Morgan's Point, and upper 90s to low 100s F for stations N of Morgan's Point.

**Visibility:** Not anticipating any visibility concerns at this time.

## Precip Image: 1 PM CT

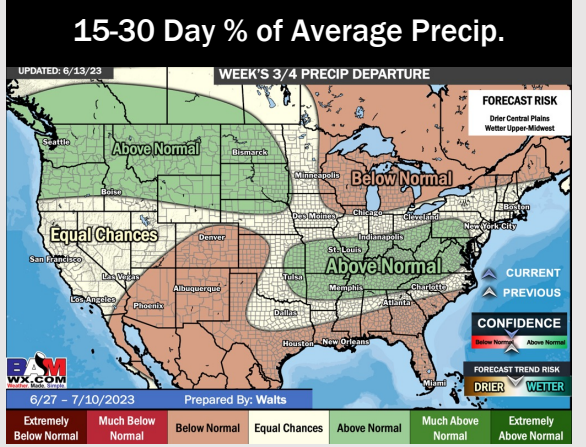
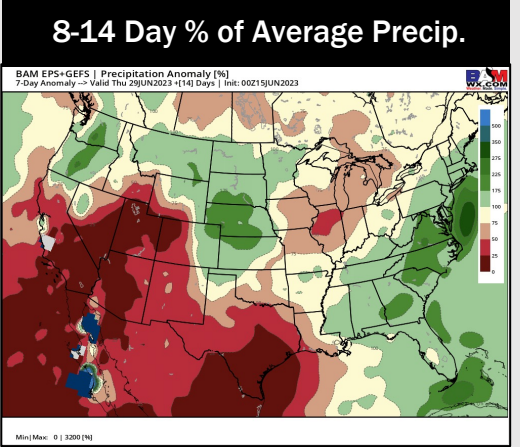
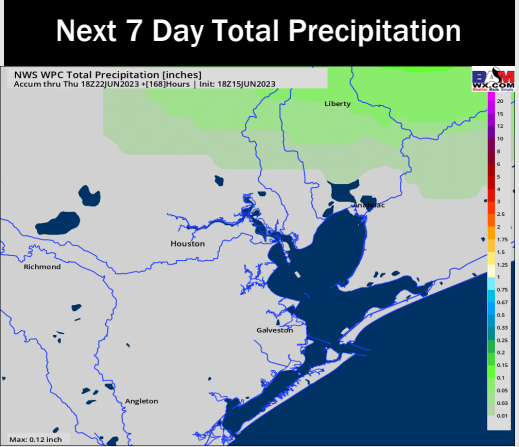
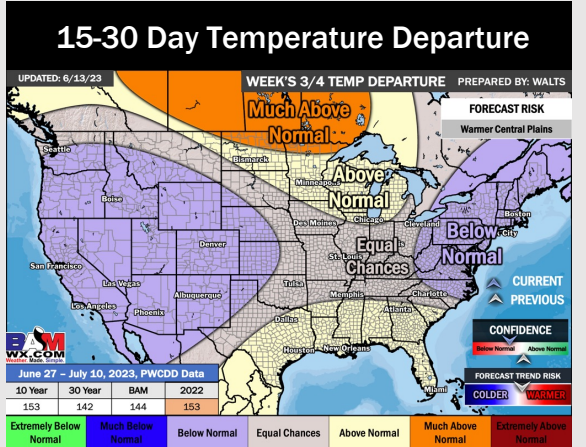
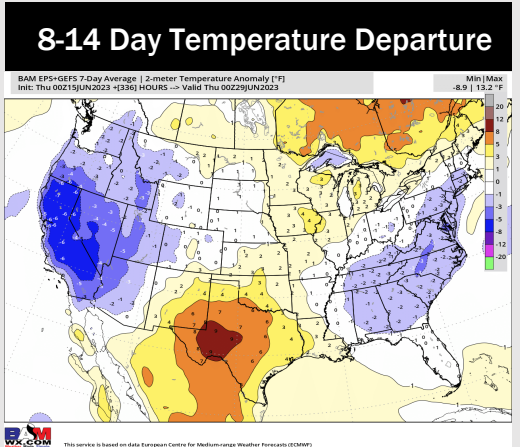
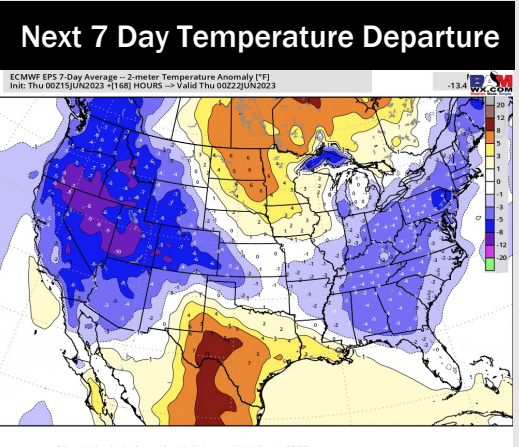


Wind Speed:  
9 PM CT



High Temps  
Saturday

# Houston Pilots: 6/15/23



- Favoring drier conditions to move in over the next several days. Slightly above normal temperatures are favored over the next week.
- Expecting much below normal precipitation chances and slightly above normal temperatures for the week 2 timeframe.
- Above normal temperatures and below normal chances for precipitation are favored in the weeks ¾ timeframe.