

Houston Pilots Forecast Package



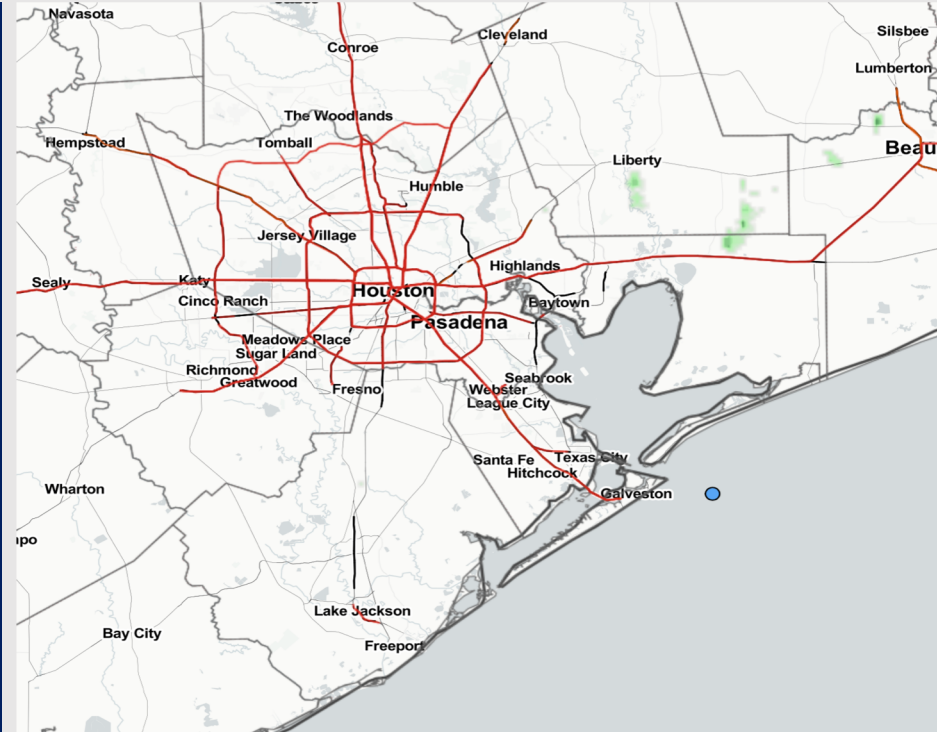
Updated: 5:30 AM CT

Thursday, May 11, 2023

Forecaster: Tyler Riggles

Weather Headlines

- Watching for an active period of rounds of showers and thunderstorms to the North over the next few days, check the daily slides below for more info on a few severe threats to watch.
- Periods of elevated winds are likely for today as sustained winds at the Boarding Station are favored to remain around the 15 – 20 kt range.
- Threats for sea fog formation look very low with no strong signals over the next several days.



Radar/NWS Alerts: 5:30 AM CT



As always, please do not hesitate to reach out to us with any forecast questions via the chat option on the Weather Porthole or our on-call number, **(317)-560-8122** press 1 for forecast questions.

Houston Pilots Extended Range Visibility Report



Sunday 5/14/23

Reduced visibility not a concern at this time for Sunday



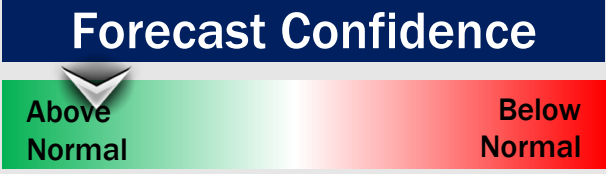
Tuesday 5/16/23

Not anticipating any visibility concerns at this time.



Monday 5/15/23

Low end risk for radiation fog Monday, mostly east of stations.



Chance for Reduced Visibility

Sunday AM	Unlikely
Sunday PM	Unlikely
Monday AM	Possible
Monday PM	Unlikely
Tuesday AM	Unlikely
Tuesday PM	Unlikely

Houston Pilots Visibility Chart (miles)



Forecast Confidence



Time	Thu 5am	Thu 6am	Thu 7am	Thu 8am	Thu 9am	Thu 10am	Thu 11am	Thu 12pm	Thu 1pm	Thu 2pm	Thu 3pm	Thu 4pm	Thu 5pm	Thu 6pm	Thu 7pm	Thu 8pm	Thu 9pm	Thu 10pm	Thu 11pm	Fri 12am	Fri 1am	Fri 2am	Fri 3am	Fri 4am	Fri 5am	Fri 6am	Fri 7am	Fri 8am	Fri 9am	Fri 10am	Fri 11am	Fri 12pm	Fri 1pm	Fri 2pm	Fri 3pm	Fri 4pm	
610 Bridge	10	8	6	6	8	10	10	10	10	10	10	10	10	10	7	8	7	8	10	10	10	10	10	10	10	8	6	5	6	9	10	10	10	10	10	10	10
Kinder 1	10	9	6	6	8	10	10	10	10	10	10	10	10	10	7	8	8	8	10	10	10	10	10	10	10	8	6	6	8	9	10	10	10	10	10	10	
Greens Bayou	10	9	6	6	8	10	10	10	10	10	10	10	10	10	7	8	8	8	10	10	10	10	10	10	10	8	7	7	9	10	10	10	10	10	10	10	
Shell Crude	10	9	6	6	8	10	10	10	10	10	10	10	10	10	7	8	8	8	10	10	10	10	10	10	10	8	8	8	10	10	10	10	10	10	10	10	
Lynchburg Ferries	10	9	6	6	8	10	10	10	10	10	10	10	10	10	7	8	8	8	10	10	10	10	10	10	10	8	8	8	10	10	10	10	10	10	10	10	
Exxon 3	10	10	6	6	8	10	10	10	10	10	10	10	10	10	7	8	8	8	10	10	10	10	10	10	10	8	8	8	10	10	10	10	10	10	10	10	
Morgans Point	10	10	6	6	8	10	10	10	10	10	10	10	10	10	9	7	8	8	8	10	10	10	10	10	10	8	8	10	10	10	10	10	10	10	10	10	
75/76	10	10	6	6	8	10	10	10	10	10	10	10	10	10	8	7	8	8	8	10	10	10	10	10	10	10	8	10	10	10	10	10	10	10	10	10	
63/64	10	10	6	6	8	10	10	10	10	10	10	10	10	10	8	7	8	8	8	10	10	10	10	10	10	10	8	10	10	10	10	10	10	10	10	10	
51/52	10	10	6	6	8	10	10	10	10	10	10	10	10	9	7	7	8	8	8	9	10	10	10	10	10	10	8	10	10	10	10	10	10	10	10	10	
37/38	10	10	6	6	7	10	10	10	10	10	10	10	8	8	7	6	8	8	8	8	10	10	10	10	10	10	8	10	10	10	10	10	10	10	10	10	
25/26	10	10	6	6	6	9	10	10	10	8	8	8	7	6	6	6	8	8	8	8	10	10	10	10	10	10	8	10	10	10	10	10	10	10	10	10	
11/12	10	10	6	6	6	9	10	10	8	7	7	7	6	6	6	5	8	8	8	8	10	10	10	10	10	10	8	10	10	10	10	10	10	10	10	10	
1 & 2 Bravo	10	10	6	5	6	6	6	6	6	6	6	5	6	5	4	4	8	8	8	8	8	8	8	8	8	10	8	10	10	10	10	10	10	10	10	10	

NOTE: This is automated data that may/may not agree with the official BAM thinking that's found on the daily slides or special visibility report slides. This data should be used as a guide only

Forecast Discussion

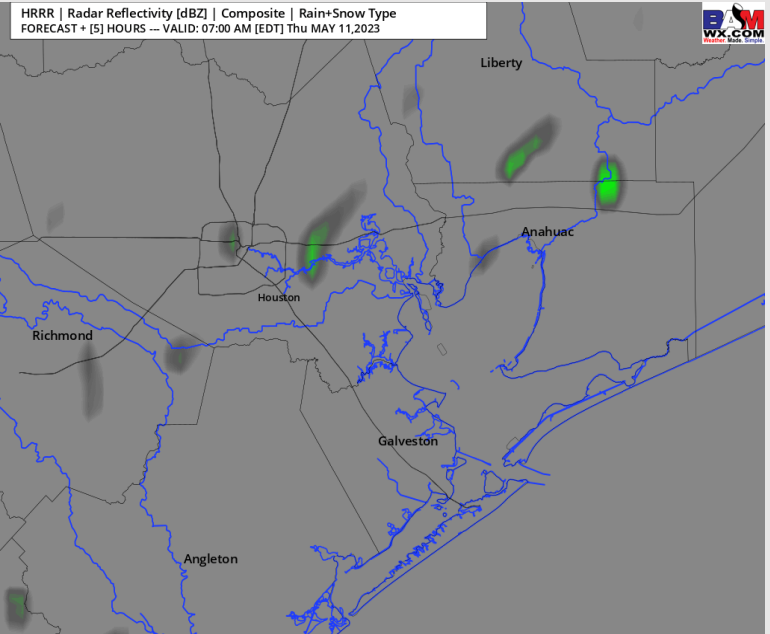
Precip: Scattered shower chances out through 7 AM, favoring dry conditions for the rest of the day as all other storms are expected to remain North of the Houston area.

Wind: Favoring sustained winds from the SE today. Winds will generally be 9 – 14 kts for stations North of Morgan’s Point throughout the day. Stations South of Morgan’s Point will see winds of 15 – 20 kts for much of the day, but favoring slightly calmer winds of 9– 14 kts between 12 – 5 PM local time. Gusts up to 25 kts are possible.

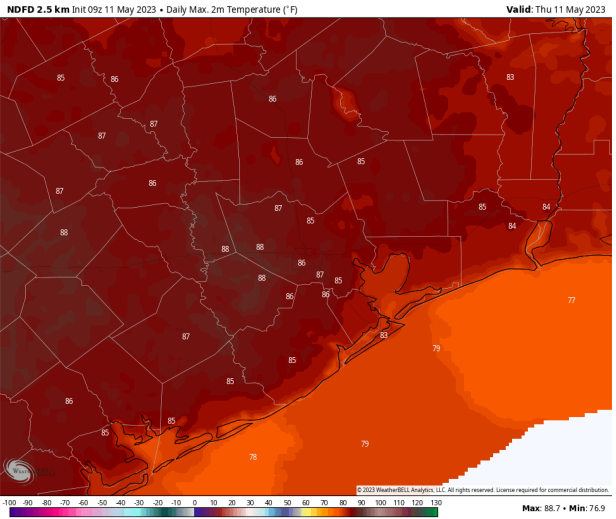
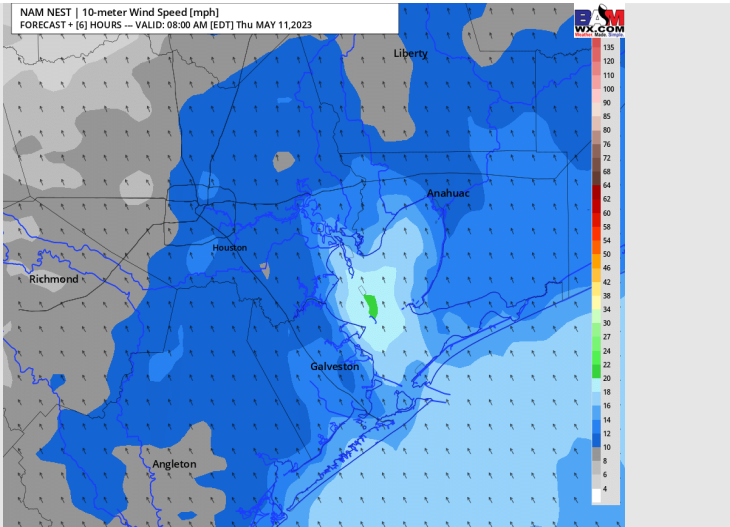
Temps: High temperatures today will be in the upper 70s for the Boarding Station and mid-upper 80s for all other stations.

Visibility: Not anticipating any visibility concerns at this time via fog, but reduced visibility within scattered AM showers is possible.

Precip Image: 6 AM CT



Wind Speed:
7 AM CT



High Temps
Today

Houston Pilots: Fri. 5/12/2023



Forecast Discussion

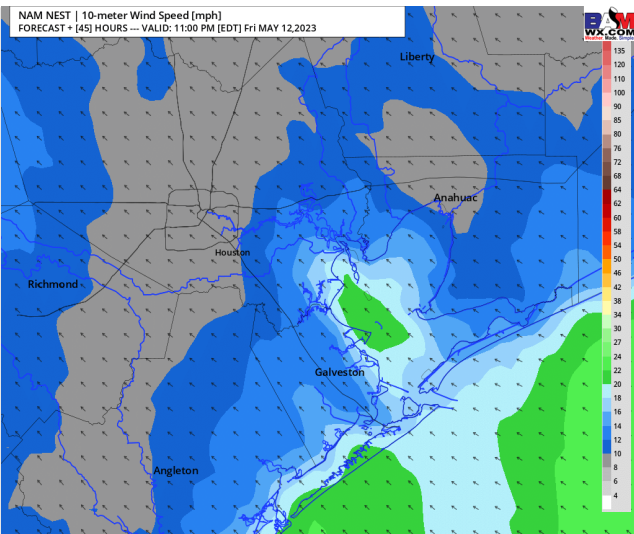
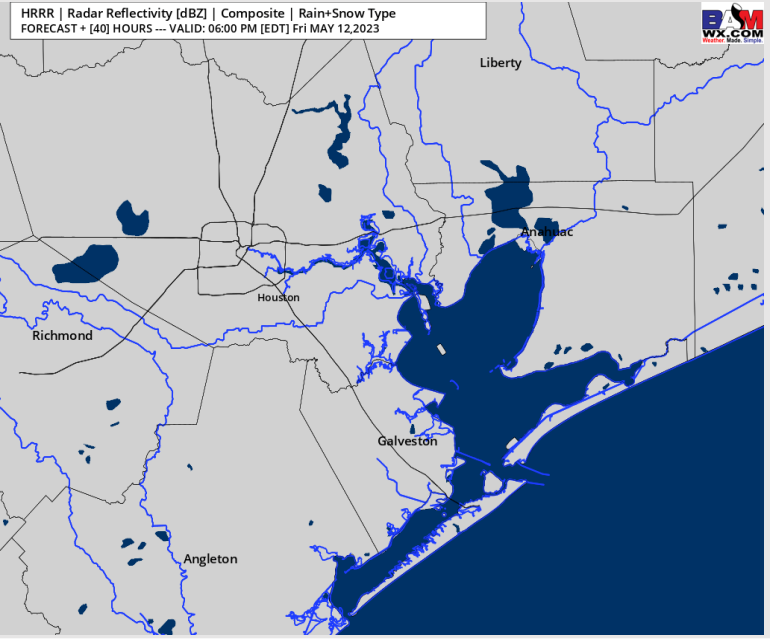
Precip: Favoring dry conditions throughout the day as precip chances trend to the North once again. Low end risk for scattered showers between 3 - 5PM if rain system trends South.

Wind: Sustained winds will be out of the SE throughout the day Friday. Winds N of Morgan's Point expected to be 8 - 13 kts throughout the day. Winds S of Morgan's Point will generally be 13 - 17 kts for most of the day, expected to pick up briefly to 15 - 20 kts between 9 PM - 1 AM.

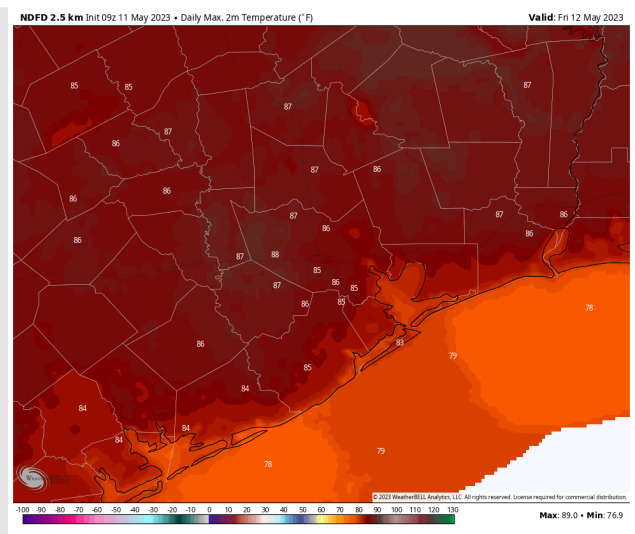
Temps: High temperatures will be in the upper 70s for the Boarding Station and mid-upper 80s for all other stations.

Visibility: Not anticipating any fog concerns at this time.

Precip Image: 5 PM CT



Wind Speed:
10 PM CT



High Temps
Friday

Houston Pilots: Sat. 5/13/2023



Forecast Discussion

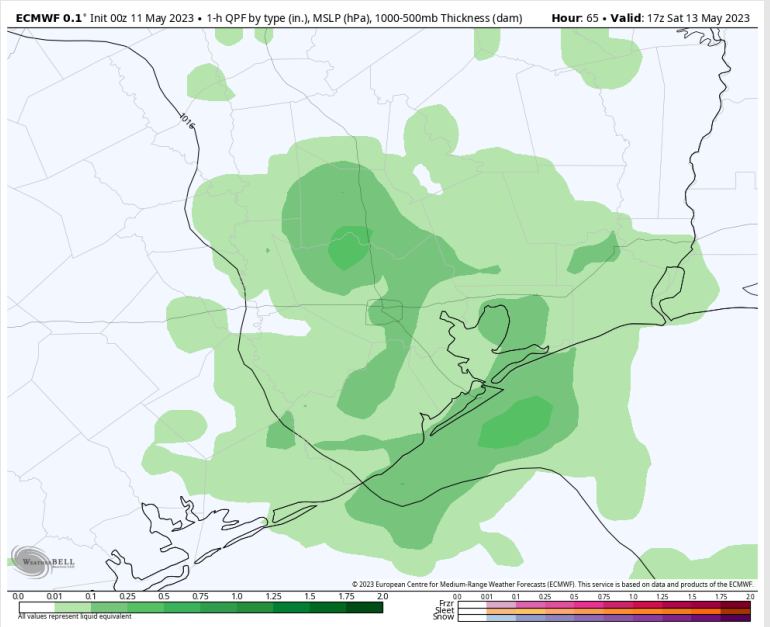
Precip: Favoring dry conditions through most of the morning, then after 11 AM, scattered showers and storms will work in where they are expected to stay through Sunday AM.

Wind: Favoring winds out of the SE Saturday with winds N of Morgan's Point at 5-10 kts and winds S of Morgan's Point at 18-23 kts. Gusts up to 25 kts cannot be ruled out Saturday.

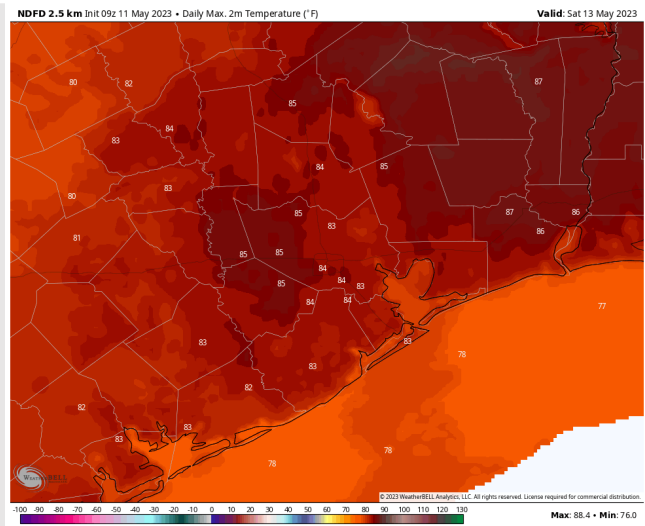
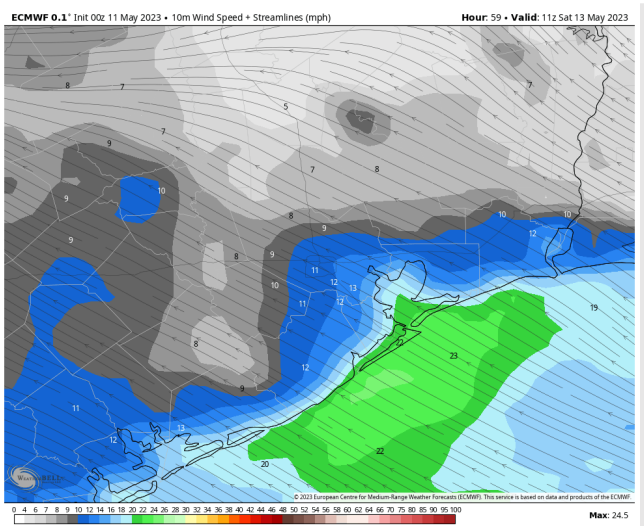
Temps: High temperatures in the upper 70s F at the Boarding Station and in the mid 80s F at all other stations.

Visibility: Not anticipating any fog concerns at this time.

Precip Image: 12 PM CT



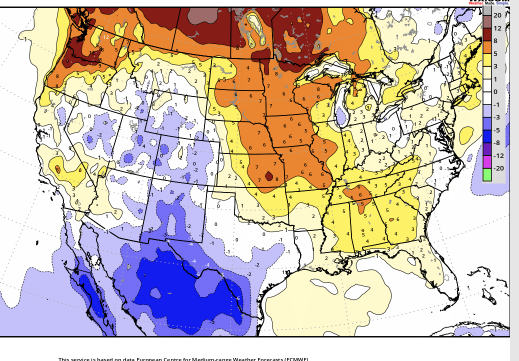
Wind Speed:
6 AM CT



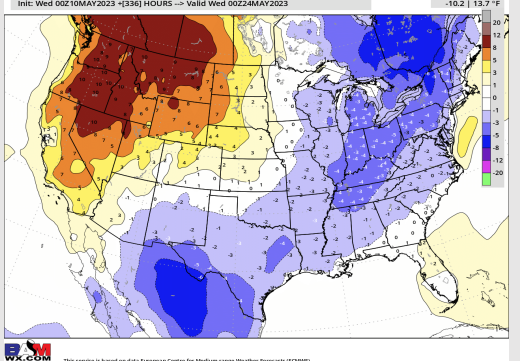
High Temps
Saturday

Houston Pilots: 5/11/23

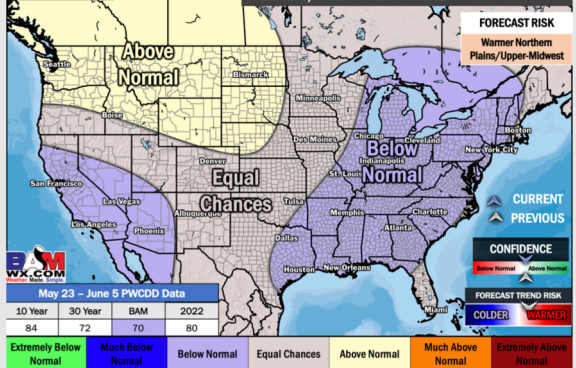
Next 7 Day Temperature Departure



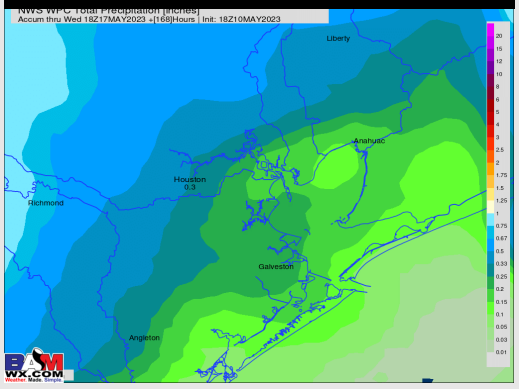
8-14 Day Temperature Departure



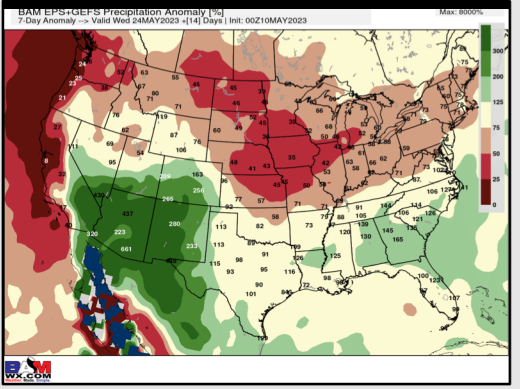
15-30 Day Temperature Departure



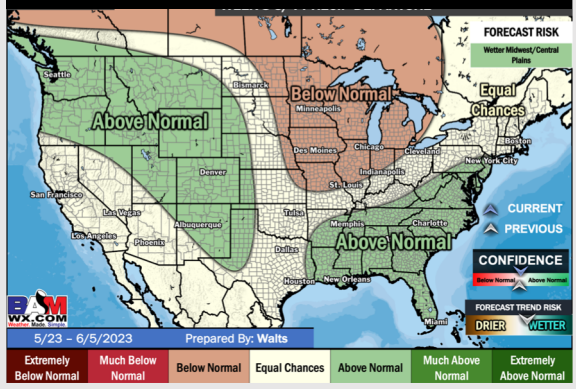
Next 7 Day Total Precipitation



8-14 Day % of Average Precip.



15-30 Day % of Average Precip.



- Best precip overall looks to sit further west in Central TX, with low end chances for precip over the coming days. The second half of week 1 holds the greatest rain risk. Temperatures slightly above normal for this time of year.
- Expecting near normal precipitation chances and slightly below normal temperatures for the week 2 timeframe.
- Seasonable to below normal temperatures and seasonable to slightly above normal chances for precipitation are favored in the week 3/4 timeframe.