

# Houston Pilots Forecast Package

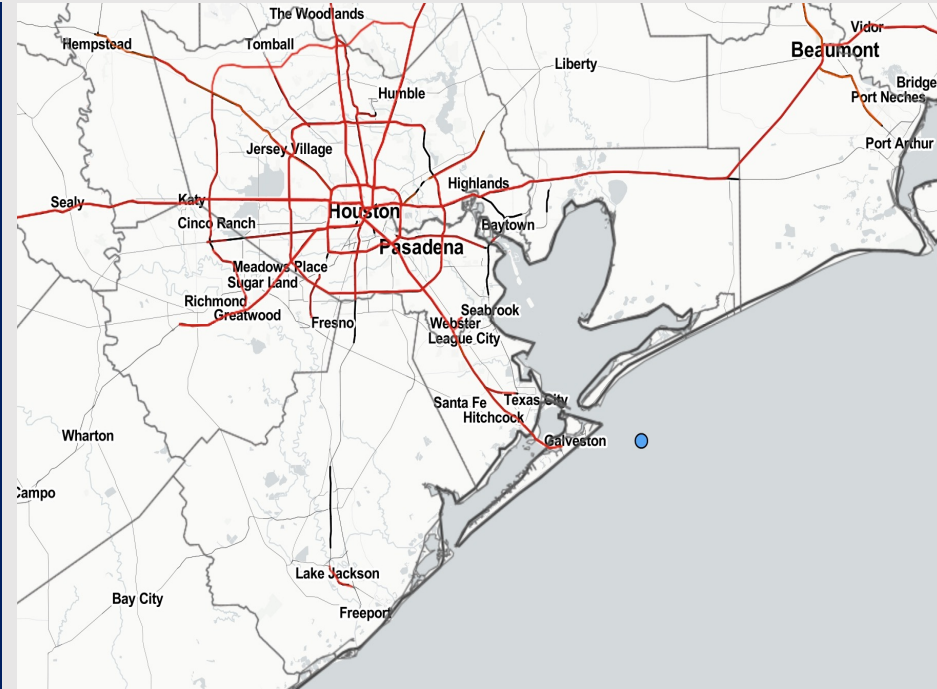


Updated: 5:00 AM CT  
Monday, April 3, 2023

Forecaster: Vince Bryan

## Weather Headlines

- **Reduced visibility will need to be monitored over the next few hours – please check the visibility slide below.**
- **This week will be windier than average with the only “calmer” period looking to come Wednesday. Otherwise, there will be multiple days with sustained winds 13-18+ kts possible.**
- **The week starts out drier, but Wednesday through Saturday holds daily rain chances with higher than average confidence. Several inches of rain (3-5”) will be possible by the end of the weekend.**



**Radar/NWS Alerts: 5:00 AM CT**



As always, please do not hesitate to reach out to us with any forecast questions via the chat option on the Weather Porthole or our on-call number, **(317)-560-8122** press 1 for forecast questions.


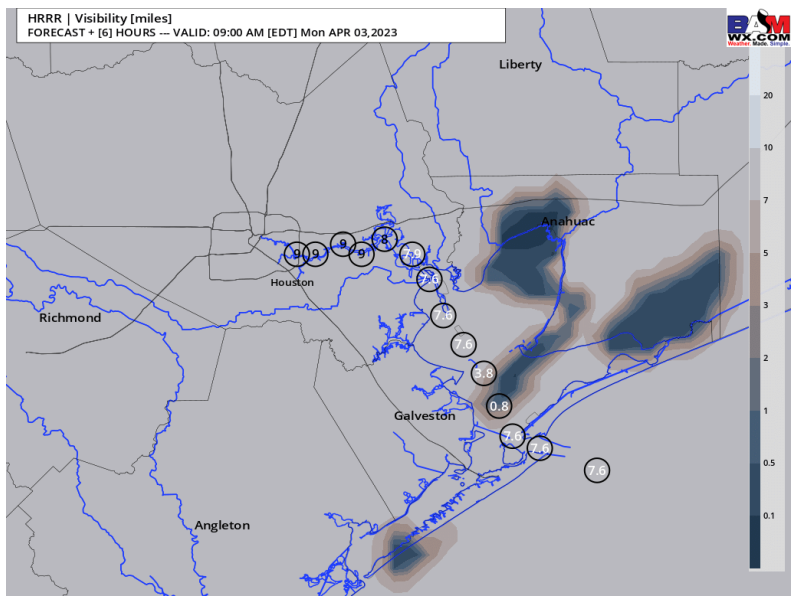
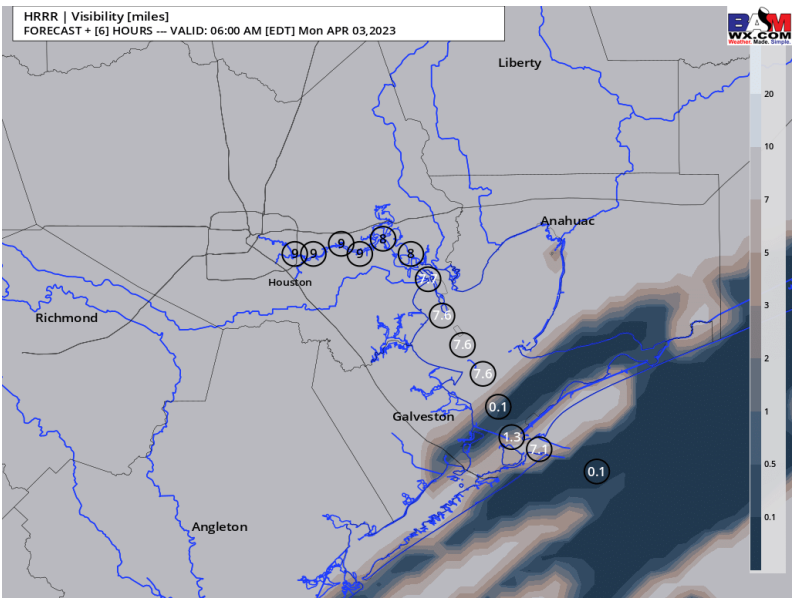
# Houston Pilots Visibility Report



## 6 AM CT MON VISIBILITY

## 8 AM CT MON VISIBILITY

## Confidence



TIMEFRAME DISCUSSED	THREAT
CURRENT - 10 AM MON	Low - Med

- Some locations along and south of 37/38 are noting reduced visibility early this morning that we believe can continue for the next few hours. Coverage is expected to stay patchy in nature and NOT be a widespread threat impacting all stations. The model above is likely too aggressive with <1 mile visibility coverage.
- Current thinking is that visibility can stay on the order of 2-4 miles for the stations mentioned above. \*If\* there was a risk of patchy fog developing (and 1-2 mile vis) vs. a mist/haze/low cloud deck, it would likely be at the boarding station between 7-9 AM.
- Beyond mid-AM, there is essentially 0 data support for any <2 mile visibility threat to continue. We expect the visibilities to gradually improve through the day, however still cannot rule out a few pockets of 3-5 mile visibility at the boarding station.
- Lower confidence exists given some very borderline conditions regarding another threat for reduced visibility/ patchy fog threat beginning around sundown tonight. Right now we are not in favor of that, but risks need to be monitored closely.

# Houston Pilots Extended Range Visibility Report



## Thursday 4/6/23

Fog is not expected Thursday.



## Saturday 4/8/23

Reduced visibility does not look to be a concern Saturday.



## Friday 4/7/23

No fog anticipated Friday.



## Chance for Reduced Visibility

Thursday AM	Unlikely
Thursday PM	Unlikely
Friday AM	Unlikely
Friday PM	Unlikely
Saturday AM	Unlikely
Saturday PM	Unlikely

# Houston Pilots Visibility Report



Time	Mon 3am	Mon 4am	Mon 5am	Mon 6am	Mon 7am	Mon 8am	Mon 9am	Mon 10am	Mon 11am	Mon 12pm	Mon 1pm	Mon 2pm	Mon 3pm	Mon 4pm	Mon 5pm	Mon 6pm	Mon 7pm	Mon 8pm	Mon 9pm	Mon 10pm	Mon 11pm	Tue 12am	Tue 1am	Tue 2am	Tue 3am	Tue 4am	Tue 5am	Tue 6am	Tue 7am	Tue 8am	Tue 9am	Tue 10am	Tue 11am	Tue 12pm	Tue 1pm	Tue 2pm	
610 Bridge	6	6	5	5	5	4	7	10	10	10	10	10	10	10	10	10	10	10	10	7	6	6	6	6	6	6	5	4	2	4	5	6	6	8	8		
Kinder 1	6	6	5	5	5	4	7	10	10	10	10	10	10	10	10	10	10	10	10	7	6	7	7	7	7	6	5	5	4	5	7	7	8	8	8		
Greens Bayou	6	6	5	5	5	4	7	10	10	10	10	10	10	10	10	10	10	10	10	7	6	8	8	8	8	8	7	7	6	6	6	9	9	9	10	9	
Shell Crude	6	6	6	6	5	4	7	10	10	10	10	10	10	10	10	10	10	10	10	7	6	8	9	8	8	8	8	8	8	8	8	10	10	10	10	10	
Lynchburg Ferries	6	6	6	6	5	4	7	10	10	10	10	10	10	10	10	10	10	10	10	8	6	8	9	8	8	8	8	8	8	8	8	10	10	10	10	10	
Exxon 3	6	6	6	6	5	4	7	10	10	10	10	10	10	10	10	10	10	10	10	7	6	8	9	8	8	8	8	8	8	8	8	10	10	10	10	10	
Morgans Point	6	6	6	6	5	4	7	10	10	10	10	10	10	10	10	10	10	10	10	7	7	8	9	8	8	8	8	8	8	8	8	10	10	10	10	10	
75/76	6	6	6	6	5	4	7	10	10	10	10	10	10	10	10	10	10	10	10	7	7	8	9	8	8	8	8	8	8	8	8	10	10	10	10	10	
63/64	6	6	6	6	5	4	7	10	10	10	10	10	10	10	10	10	10	10	10	7	8	8	9	8	8	8	8	8	8	8	8	10	10	10	10	10	
51/52	6	6	5	6	4	4	6	9	10	9	9	9	9	9	10	10	10	10	9	7	8	8	8	8	8	8	8	8	8	8	8	10	10	10	10	10	
37/38	6	6	5	5	4	4	6	9	9	8	8	8	7	8	9	10	10	9	7	6	8	8	7	7	8	8	8	8	8	8	8	9	10	10	9	8	
25/26	6	6	5	5	4	3	6	7	7	8	7	6	7	7	8	8	9	8	7	6	8	8	7	8	8	8	8	8	8	8	8	9	9	9	9	8	
11/12	6	4	4	4	4	3	6	6	7	7	6	6	6	6	6	7	9	8	7	6	8	8	7	7	8	8	8	8	8	8	8	9	9	9	9	8	
1 & 2 Bravo	3	1	1	2	4	3	6	6	6	6	6	6	6	6	6	6	8	8	6	7	8	8	7	9	8	8	8	8	8	8	8	8	7	8	8	7	8

# Houston Pilots Wind Report



**Confidence**



**Example**

Sustained wind 13 Knots  
 Gusts 18 Knots  
 Wind from the N

WS: 13  
 G:18  
 N

Time Knots	Mon 3am	Mon 4am	Mon 5am	Mon 6am	Mon 7am	Mon 8am	Mon 9am	Mon 10am	Mon 11am	Mon 12pm	Mon 1pm	Mon 2pm	Mon 3pm	Mon 4pm	Mon 5pm	Mon 6pm	Mon 7pm	Mon 8pm	Mon 9pm	Mon 10pm	Mon 11pm	Tue 12am	Tue 1am	Tue 2am	Tue 3am	Tue 4am	Tue 5am	Tue 6am	Tue 7am	Tue 8am	Tue 9am	Tue 10am	Tue 11am	Tue 12pm	Tue 1pm	Tue 2pm	
610 Bridge	7 S	5 SSW	5 SSW	5 SSW	6 SSW	8 SSW	9 SW	8 SW	9 SW	9 SSW	10 SSW	10 SSW	11 S	11 S	11 S	14 S	13 S	14 S	13 S	13 S	13 S	13 S	14 S	14 S	15 S	15 S	13 S	13 S	16 S	16 S	17 S	18 S	20 S	21 S	19 S		
Kinder 1	7 S	5 SSW	5 SSW	5 SSW	6 SSW	8 SSW	9 SW	8 SW	9 SW	9 SSW	10 SSW	10 SSW	11 S	11 S	11 S	14 S	13 S	13 S	13 S	13 S	13 S	13 S	13 S	14 S	14 S	15 S	14 S	13 S	12 S	15 S	16 S	17 S	18 S	19 S	21 S	19 S	
Greens Bayou	6 S	5 SSW	5 SSW	5 SSW	6 SSW	7 SSW	9 SW	8 SW	9 SW	9 SSW	10 SSW	10 SSW	11 S	11 S	11 S	14 S	13 S	13 S	13 S	13 S	13 S	13 S	13 S	14 S	14 S	14 S	14 S	13 S	12 S	14 S	15 S	17 S	18 S	19 S	20 S	19 S	
Shell Crude	7 S	5 SSW	5 SSW	5 S	6 SSW	7 SSW	9 SW	9 SW	9 SSW	10 SSW	10 SSW	10 SSW	11 S	11 S	12 S	14 S	13 S	13 S	13 S	13 S	13 S	13 S	13 S	14 S	14 S	14 S	14 S	13 S	12 S	14 S	15 S	16 S	17 S	19 S	19 S	18 S	
Lynchburg Ferries	6 S	5 S	5 SSW	4 S	6 SSW	6 SSW	9 SW	8 SW	9 SW	9 SSW	10 SSW	10 SSW	11 S	12 S	12 S	15 S	14 S	13 S	13 S	13 S	13 S	13 S	13 S	13 S	14 S	14 S	14 S	13 S	12 S	14 S	15 S	16 S	17 S	19 S	18 S	17 S	
Exxon 3	7 S	6 S	4 SSW	4 S	5 SSW	6 SSW	8 SW	7 SW	9 SSW	10 SSW	11 S	12 S	12 S	13 S	13 S	15 S	14 S	13 S	13 S	13 S	13 S	13 S	13 S	13 S	13 S	14 S	14 S	13 S	12 S	13 S	15 S	16 S	16 S	18 S	19 S	18 S	
Morgans Point	8 S	6 SSW	4 SSW	4 S	6 SSW	7 SSW	8 SSW	7 SSW	9 SSW	10 S	12 S	13 S	13 S	13 S	16 S	15 S	14 S	14 S	13 S	13 S	14 S	13 S	14 S	13 S	14 S	14 S	15 S	14 S	13 S	14 S	15 S	17 S	17 S	18 S	18 S	18 S	
75/76	10 S	8 SSW	6 SSW	5 SSW	7 SSW	9 SSW	8 SSW	7 SSW	9 SSW	11 S	13 S	13 S	14 S	13 S	13 S	17 S	16 S	16 S	15 S	15 S	15 S	15 S	15 S	15 S	16 S	16 S	17 S	16 S	15 S	16 S	17 S	18 S	19 S	18 S	18 S		
63/64	11 S	10 SSW	7 SSW	6 S	8 SSW	11 SSW	9 SSW	11 SSW	12 SSW	12 S	14 S	14 S	14 S	13 S	13 S	17 S	16 S	16 S	15 S	15 S	15 S	15 S	16 S	16 S	16 S	17 S	17 S	17 S	16 S	17 S	18 S	19 S	18 S	18 S	19 S	19 S	
51/52	11 SSW	12 SSW	10 SSW	8 SSW	8 SSW	11 SSW	12 SSW	11 SSW	12 SSW	13 SSW	14 SSW	13 SSW	12 SSW	12 SSW	16 SSW	16 SSW	15 SSW	15 SSW	15 SSW	15 SSW	15 SSW	15 SSW	15 SSW	15 SSW	16 SSW	16 SSW	16 SSW	17 SSW	16 SSW	17 SSW	17 SSW	18 SSW	19 SSW	18 SSW	19 SSW	19 SSW	
37/38	10 SSW	12 SSW	11 SSW	10 SSW	10 SSW	11 SSW	14 SSW	13 SSW	12 SSW	13 SSW	13 SSW	12 SSW	11 SSW	12 SSW	12 SSW	15 SSW	14 SSW	14 SSW	14 SSW	15 SSW	15 SSW	15 SSW	15 SSW	15 SSW	15 SSW	16 SSW	16 SSW	16 SSW	16 SSW	16 SSW	16 SSW	16 SSW	17 SSW	18 SSW	19 SSW	19 SSW	19 SSW
25/26	11 S	13 SSW	12 SSW	11 SSW	11 SSW	11 SSW	13 SSW	13 SSW	12 SSW	12 SSW	11 SSW	11 SSW	12 SSW	11 SSW	12 SSW	11 SSW	13 SSW	12 SSW	12 SSW	13 SSW	14 SSW	15 SSW	14 SSW	15 SSW	15 SSW	15 SSW	15 SSW	15 SSW	15 SSW	15 SSW	15 SSW	15 SSW	17 SSW	16 SSW	17 SSW	17 SSW	19 SSW
11/12	12 S	13 SSW	12 SSW	12 SSW	13 SSW	10 SSW	12 SSW	13 SSW	11 SSW	11 SSW	10 SSW	9 SSW	10 SSW	10 SSW	10 SSW	12 SSW	12 SSW	12 SSW	13 SSW	13 SSW	14 SSW	14 SSW	15 SSW	14 SSW	14 SSW	15 SSW	15 SSW	15 SSW	15 SSW	15 SSW	15 SSW	17 SSW	16 SSW	17 SSW	16 SSW	16 SSW	19 SSW
1 & 2 Bravo	13 S	15 SSW	15 SSW	14 SSW	13 SSW	12 SSW	13 SSW	13 SSW	11 SSW	10 SSW	8 SSW	8 SSW	10 SSW	9 SSW	9 SSW	13 SSW	13 SSW	14 SSW	15 SSW	16 SSW	16 SSW	17 SSW	16 SSW	17 SSW	17 SSW	16 SSW	17 SSW	17 SSW	17 SSW	18 SSW	19 SSW	19 SSW	17 SSW	18 SSW	18 SSW	19 SSW	

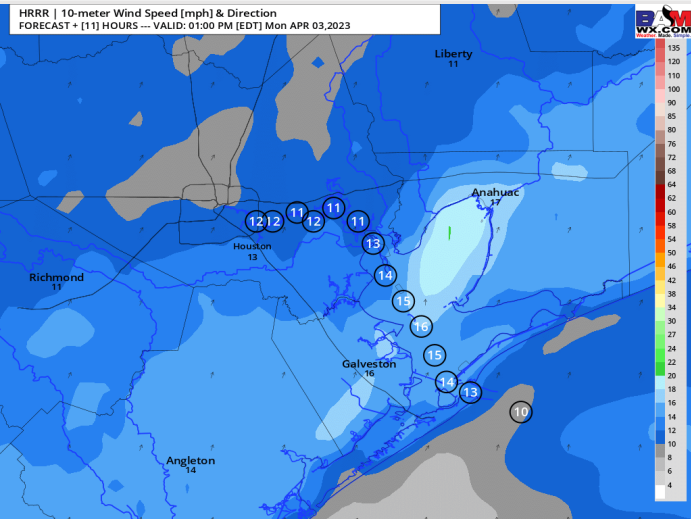
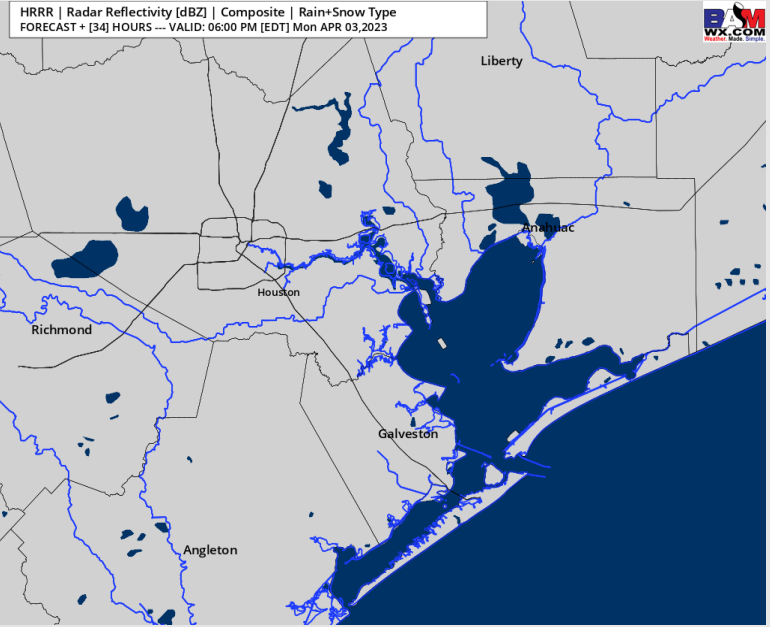
# Houston Pilots: Mon. 4/3/2023



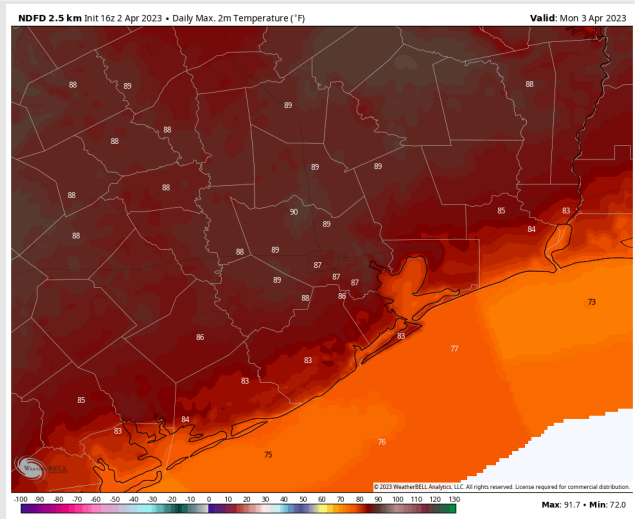
## Forecast Discussion

- Precip:** Favoring dry conditions throughout the day.
- Wind:** Anticipating winds out of the S / SSW today. Winds will be at 10-15 kts throughout the day across all stations. Gusts of 15-20 kts will be possible throughout the day as well (best risk for a few gusts at the boarding station of 18-23 kts coming 1-6 PM).
- Temps:** Favoring high temperatures in the mid 70s F at the Boarding Station with all other stations seeing temperatures in the mid to upper 80s F.
- Visibility:** Please see visibility slide above for more information.

## Precip Forecast: 5 PM CT



Wind Speed  
12 PM CT



High Temps  
Today

# Houston Pilots: Tue. 4/4/2023



## Forecast Discussion

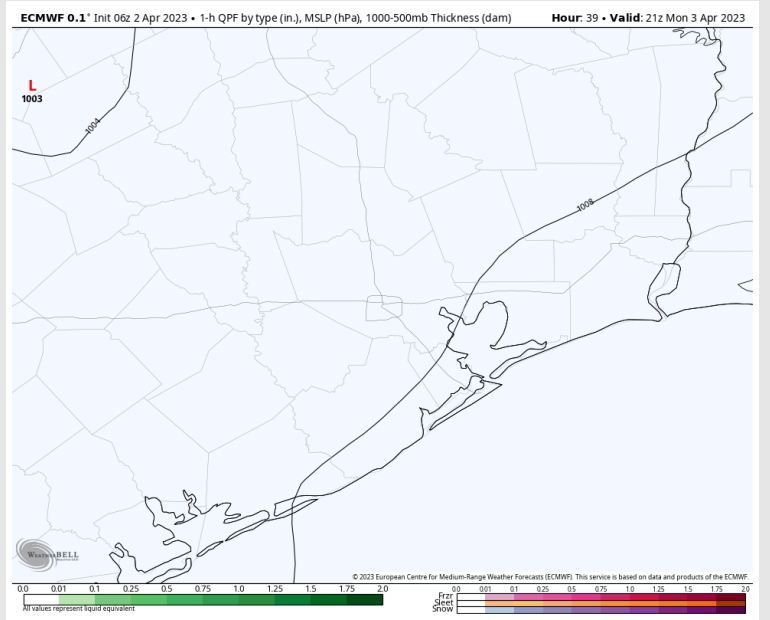
**Precip:** Favoring dry conditions throughout the day Tuesday.

**Wind:** Favoring sustained winds to be out of the S/ SSE throughout the day Tuesday. Anticipating winds of 15-20 kts throughout much of the day at all stations. Gusts in the range of 23-28 kts look to be possible much of the day.

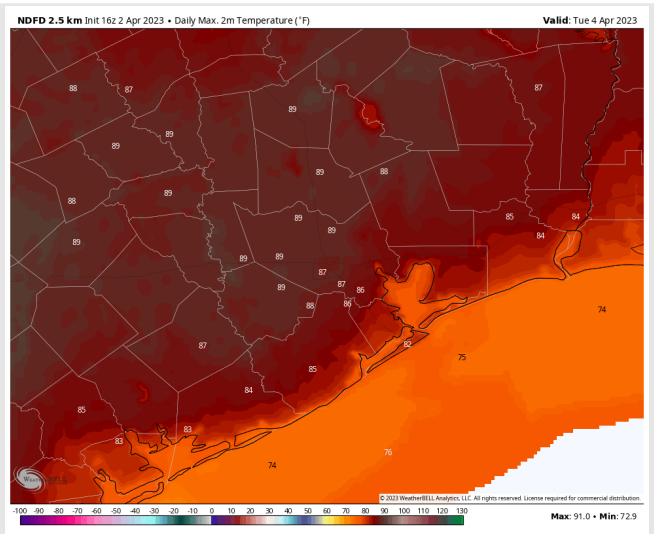
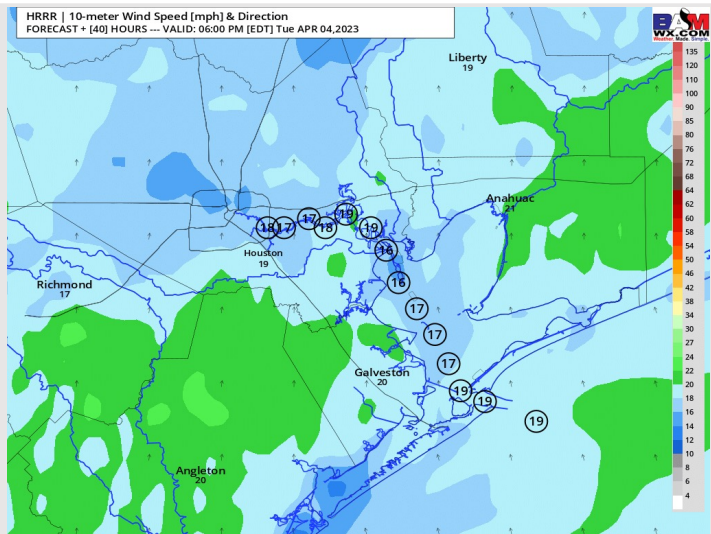
**Temps:** High temperatures Tuesday in the mid 70s F at the Boarding Station and in the Mid-Upper 80s F at all other stations.

**Visibility:** Tuesday will be another morning where reduced visibility down to a few miles will be on the table. Not expecting widespread dense fog, but rather a few locations (mainly S of 11/12) could see visibilities drop to the 2-4 miles range).

## Precip Forecast: 4 PM CT



Wind Speed  
5 PM CT



High Temps  
Tuesday

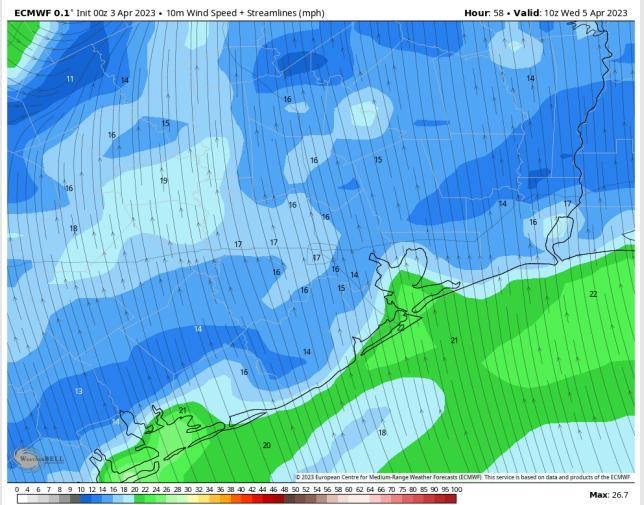
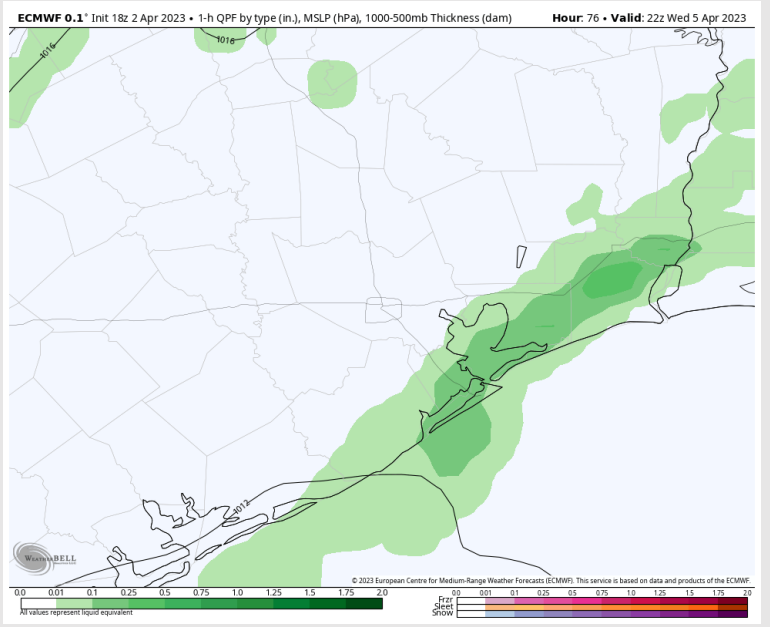
# Houston Pilots: Wed. 4/5/2023



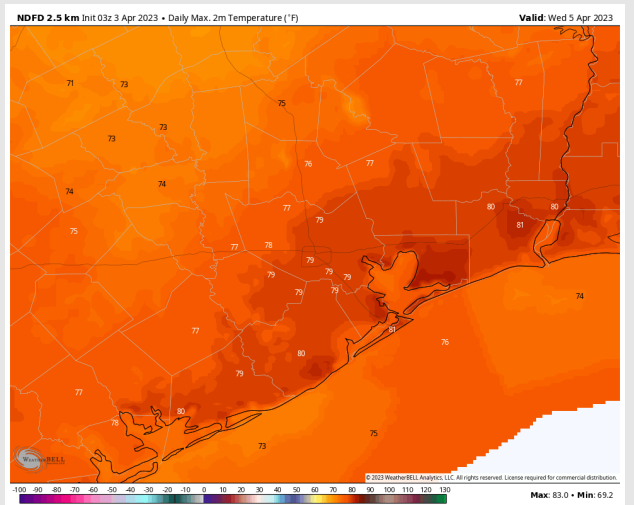
## Forecast Discussion

- Precip:** A line of showers/thunderstorms moves into the area after 10 AM associated with a cold front and stalls for the rest of the PM hours.
- Wind:** Southerly winds shift out of the NE as front moves through the channel by noon. Before noon, winds north of Morgan's Point will be 12 – 17 kts and winds south of Morgan's Point will be at 17 – 22 kts. From Noon – 9 PM, winds at all stations will drop to 5 – 10 kts. From 9 to midnight, winds will gradually increase to 12 – 17 kts at all stations.
- Temps:** High temperatures will be in the mid to upper 70s F across all stations.
- Visibility:** Patchy fog is not currently favored, but also cannot be fully taken off the table out ahead of the front Wednesday AM. Winds will be a limiting factor.

## Precip Forecast: 5 PM CT



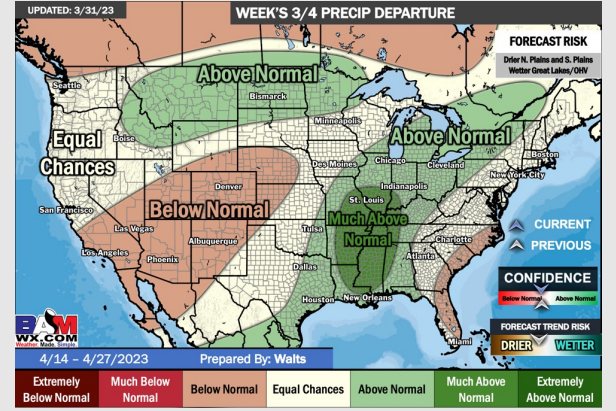
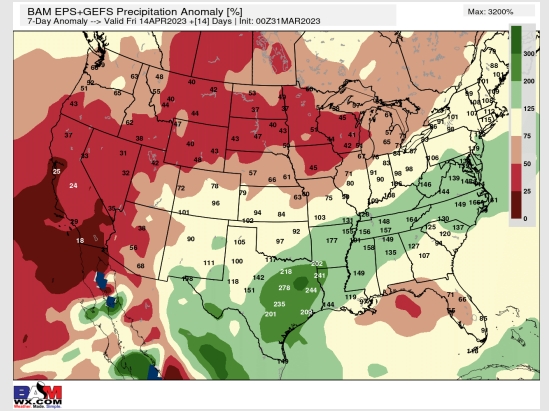
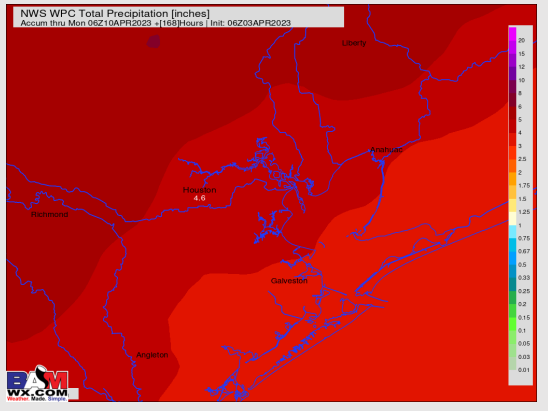
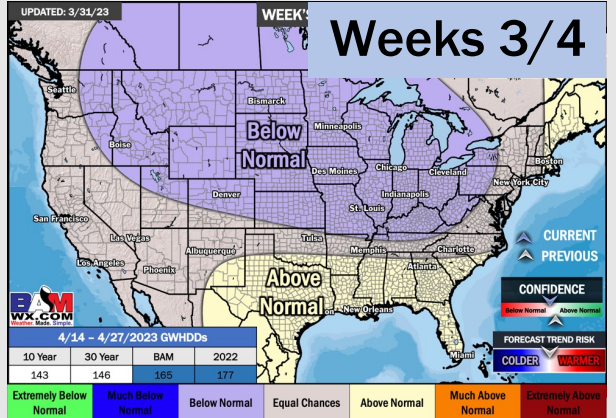
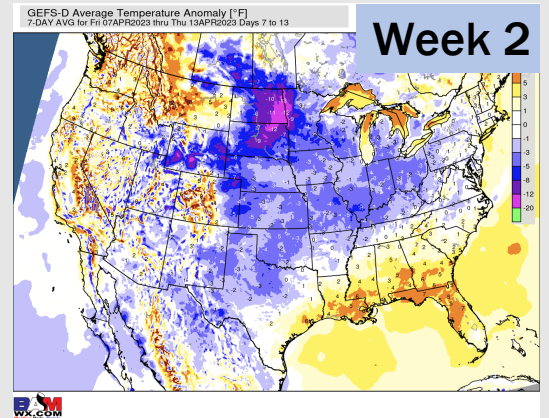
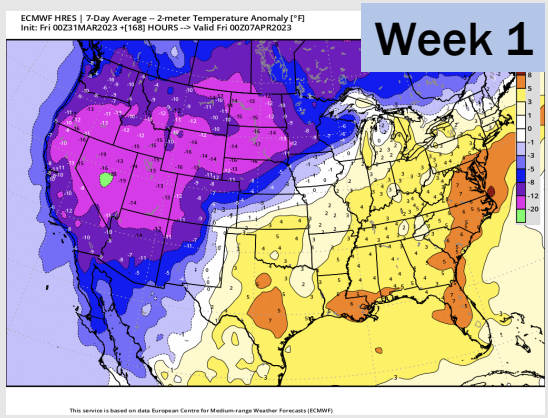
Wind Speed  
6 AM CT



High Temps  
Wednesday



# Houston Pilots: 4/3/23



- Expecting the second half of the week into the weekend (Wed-Sat) to be rather active in terms of precip as 3-5" of rain will be possible. Temperatures are expected to be above normal over the next seven days.
- Expecting above normal precipitation chances and above normal temperatures extending into the week 2 timeframe.
- Anticipating above normal temperatures and above normal chances for precipitation favored in the week 3/4 timeframe.