

Houston Pilots Forecast Package



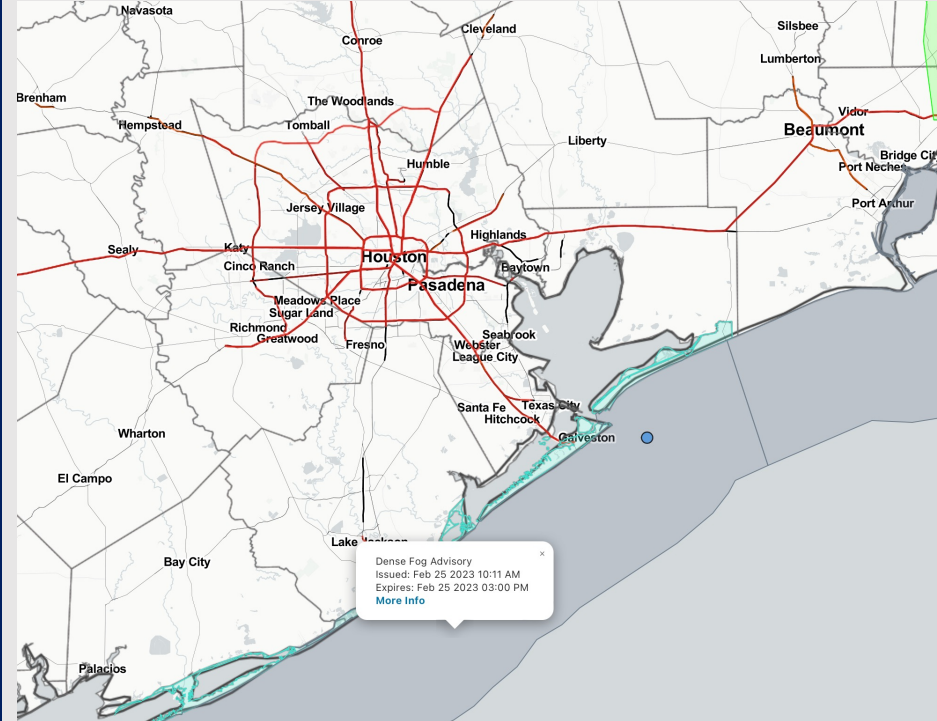
Updated: 1:30 PM CT

Saturday, February 25, 2023

Forecaster: Alyssa McClung

Weather Headlines

- **Sea fog expected to redevelop this evening with visibilities reduced to less than 1 mile at time. Favoring the 9 PM – 6 AM to have the greatest visibility threat. Please refer to the visibility report for more details.**
- **Isolated shower chances on the order of <20% are expected throughout the week.**
- **Winds will continue primarily out of the S/SE over the coming days. A weak front continues to stall NW of HOU. Another frontal boundary will try to press towards the area Monday.**



Radar/NWS Alerts: 1:30 PM CT




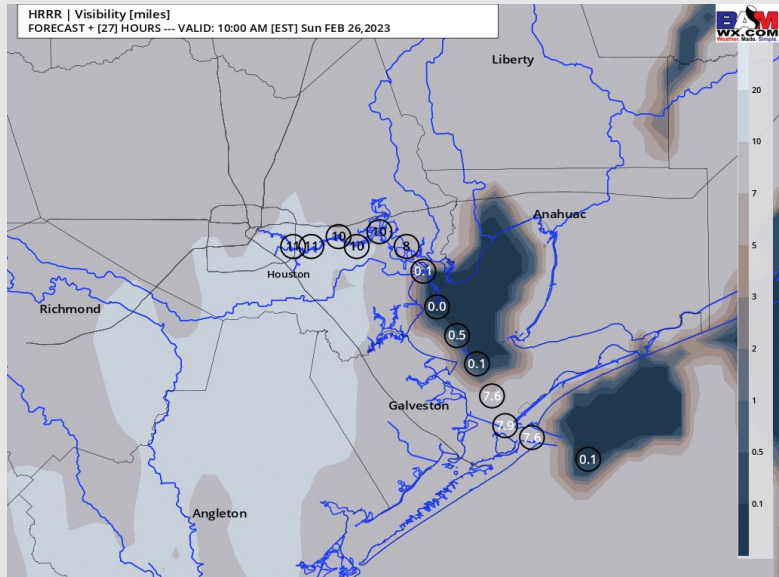
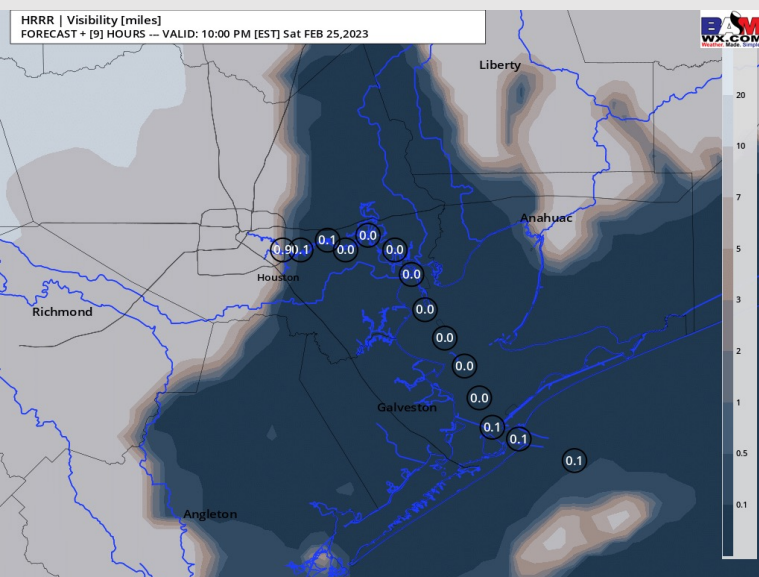
As always, please do not hesitate to reach out to us with any forecast questions via the chat option on the Weather Porthole or our on-call number, **(317)-560-8122** press 1 for forecast questions.

Houston Pilots Visibility Report



9 PM CT SAT VISIBILITY 9 AM CT SUN VISIBILITY

Confidence



| TIMEFRAME DISCUSSED | THREAT |
|---------------------|------------|
| CURRENT - 11 AM SUN | Med - High |

- Dense fog reported at the Boarding Station with frequent reduced visibility reports from Station 11/12 as well. Anticipating these two stations to continue to have poor visibilities into the early hours (~4 AM) of Sunday morning.
- Favoring dense, widespread fog to redevelop through the late evening after 6 PM. Anticipating Morgan's Point and stations south seeing the greatest risk for reduced visibility between 9 PM tonight and 6 AM Sunday morning. Visibilities are likely to be under 1 mile during this timeframe. For stations N of Morgan's Point, patchy visibility is expected to drop down to 2 - 4 miles.
- Expecting the widespread fog to begin to break up, becoming patchy in nature between 6 AM and 11 AM Sunday with visibility reduced to 2 - 4 miles. Isolated pockets of less than 1 mile visibility for stations will be possible across all stations, including the Boarding Station.

Houston Pilots Extended Range Visibility Report



Tuesday 2/28/23

Winds will be light and variable on Tuesday with some favorability from the SE towards the afternoon hours being possible. Sea fog cannot be 100% ruled out.



Thursday 3/2/23

Winds could be from the S/SSE Thursday AM before a front comes through and flips the winds from the NW for the afternoon, wiping out fog threats.



Wednesday 3/1/23

Winds out of the S/SE throughout the day Wednesday will make sea fog possible.



Chance for Reduced Visibility

| | |
|--------------|----------|
| Tuesday AM | Possible |
| Tuesday PM | Possible |
| Wednesday AM | Possible |
| Wednesday PM | Possible |
| Thursday AM | Possible |
| Thursday PM | Unlikely |

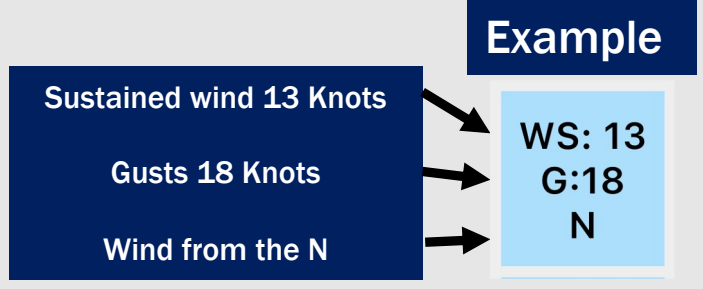
Houston Pilots Visibility Report



Refer to the slides above for the official BAM forecast. The chart is generalized and is likely not perfect..

| Time | Sat 12pm | Sat 1pm | Sat 2pm | Sat 3pm | Sat 4pm | Sat 5pm | Sat 6pm | Sat 7pm | Sat 8pm | Sat 9pm | Sat 10pm | Sat 11pm | Sun 12am | Sun 1am | Sun 2am | Sun 3am | Sun 4am | Sun 5am | Sun 6am | Sun 7am | Sun 8am | Sun 9am | Sun 10am | Sun 11am | Sun 12pm | Sun 1pm | Sun 2pm | Sun 3pm | Sun 4pm | Sun 5pm | Sun 6pm | Sun 7pm | Sun 8pm | Sun 9pm | Sun 10pm | Sun 11pm | | |
|-------------------|----------|---------|---------|---------|---------|---------|---------|---------|---------|---------|----------|----------|----------|---------|---------|---------|---------|---------|---------|---------|---------|---------|----------|----------|----------|---------|---------|---------|---------|---------|---------|---------|---------|---------|----------|----------|---|---|
| 610 Bridge | 10 | 10 | 10 | 10 | 10 | 10 | 10 | 10 | 10 | 9 | 5 | 3 | 4 | 3 | 2 | 2 | 2 | 2 | 2 | 2 | 2 | 5 | 6 | 8 | 10 | 10 | 10 | 10 | 10 | 10 | 10 | 8 | 8 | 6 | 6 | 6 | 7 | |
| Kinder 1 | 10 | 10 | 10 | 10 | 10 | 10 | 10 | 10 | 10 | 9 | 5 | 3 | 3 | 3 | 2 | 2 | 2 | 2 | 2 | 2 | 2 | 5 | 6 | 8 | 10 | 10 | 10 | 10 | 10 | 10 | 9 | 8 | 7 | 6 | 6 | 7 | | |
| Greens Bayou | 10 | 10 | 10 | 10 | 10 | 10 | 10 | 10 | 9 | 6 | 5 | 3 | 3 | 2 | 2 | 2 | 2 | 2 | 3 | 4 | 5 | 6 | 8 | 9 | 10 | 10 | 10 | 10 | 10 | 10 | 10 | 10 | 8 | 8 | 7 | 7 | 7 | |
| Shell Crude | 10 | 10 | 10 | 10 | 10 | 10 | 10 | 10 | 9 | 6 | 4 | 3 | 3 | 2 | 2 | 2 | 2 | 3 | 5 | 8 | 8 | 8 | 8 | 10 | 10 | 10 | 10 | 10 | 10 | 10 | 10 | 10 | 10 | 8 | 8 | 7 | 7 | 8 |
| Lynchburg Ferries | 10 | 10 | 10 | 10 | 10 | 10 | 10 | 10 | 6 | 5 | 3 | 3 | 2 | 0.8 | 2 | 1 | 1 | 3 | 5 | 8 | 8 | 8 | 8 | 10 | 10 | 10 | 10 | 10 | 10 | 10 | 10 | 10 | 10 | 8 | 8 | 7 | 7 | 8 |
| Exxon 3 | 10 | 10 | 10 | 10 | 10 | 10 | 10 | 10 | 2 | 2 | 3 | 1 | 0.53 | 0.53 | 0.55 | 0.44 | 0.35 | 3 | 5 | 8 | 8 | 8 | 8 | 10 | 10 | 10 | 10 | 10 | 10 | 10 | 10 | 10 | 8 | 8 | 7 | 7 | 8 | |
| Morgans Point | 10 | 10 | 10 | 10 | 10 | 10 | 10 | 9 | 2 | 2 | 3 | 0.53 | 0.53 | 0.53 | 0.5 | 0.29 | 2 | 4 | 6 | 8 | 8 | 8 | 8 | 10 | 10 | 10 | 10 | 10 | 10 | 10 | 10 | 10 | 10 | 8 | 8 | 7 | 7 | 8 |
| 75/76 | 10 | 10 | 10 | 10 | 10 | 10 | 10 | 10 | 4 | 4 | 3 | 0.53 | 0.53 | 0.53 | 0.29 | 0.29 | 1 | 3 | 5 | 8 | 8 | 8 | 8 | 10 | 10 | 10 | 10 | 10 | 10 | 10 | 10 | 10 | 10 | 8 | 8 | 7 | 7 | 8 |
| 63/64 | 10 | 10 | 10 | 10 | 10 | 10 | 10 | 7 | 4 | 4 | 0.95 | 0.53 | 0.53 | 0.53 | 0.29 | 0.29 | 1 | 4 | 6 | 8 | 8 | 8 | 8 | 10 | 10 | 10 | 10 | 10 | 10 | 10 | 10 | 8 | 8 | 8 | 7 | 7 | 8 | |
| 51/52 | 10 | 10 | 10 | 10 | 10 | 10 | 9 | 2 | 4 | 3 | 1 | 0.53 | 0.53 | 0.53 | 0.29 | 0.29 | 1 | 4 | 5 | 8 | 8 | 8 | 8 | 10 | 10 | 10 | 10 | 10 | 10 | 10 | 10 | 8 | 8 | 8 | 7 | 7 | 8 | |
| 37/38 | 9 | 9 | 9 | 10 | 9 | 9 | 6 | 2 | 2 | 1 | 1 | 0.53 | 0.53 | 0.53 | 0.29 | 0.29 | 0.68 | 3 | 7 | 8 | 8 | 8 | 8 | 8 | 8 | 10 | 10 | 10 | 9 | 9 | 8 | 7 | 7 | 7 | 7 | 8 | | |
| 25/26 | 7 | 8 | 6 | 6 | 6 | 5 | 4 | 2 | 2 | 1 | 1 | 0.53 | 0.53 | 0.53 | 0.43 | 0.43 | 0.54 | 5 | 8 | 8 | 8 | 8 | 8 | 8 | 9 | 10 | 10 | 9 | 9 | 8 | 8 | 8 | 8 | 8 | 7 | 7 | 8 | |
| 11/12 | 5 | 6 | 6 | 6 | 6 | 5 | 1 | 2 | 2 | 1 | 1 | 0.53 | 0.53 | 0.53 | 0.43 | 0.43 | 0.24 | 3 | 8 | 8 | 8 | 8 | 8 | 8 | 8 | 8 | 8 | 8 | 8 | 8 | 8 | 8 | 8 | 8 | 7 | 7 | 8 | |
| 1 & 2 Bravo | 4 | 3 | 0.91 | 1 | 1 | 1 | 1 | 1 | 2 | 0.77 | 0.53 | 0.53 | 0.29 | 0.29 | 0.29 | 0.29 | 0.22 | 5 | 8 | 8 | 8 | 8 | 8 | 8 | 8 | 8 | 8 | 8 | 7 | 7 | 8 | 8 | 8 | 7 | 7 | 8 | | |

Houston Pilots Wind Report



| Time Knots | Sat 12pm | Sat 1pm | Sat 2pm | Sat 3pm | Sat 4pm | Sat 5pm | Sat 6pm | Sat 7pm | Sat 8pm | Sat 9pm | Sat 10pm | Sat 11pm | Sun 12am | Sun 1am | Sun 2am | Sun 3am | Sun 4am | Sun 5am | Sun 6am | Sun 7am | Sun 8am | Sun 9am | Sun 10am | Sun 11am | Sun 12pm | Sun 1pm | Sun 2pm | Sun 3pm | Sun 4pm | Sun 5pm | Sun 6pm | Sun 7pm | Sun 8pm | Sun 9pm | Sun 10pm | Sun 11pm | | |
|-------------------|----------|---------|---------|---------|---------|---------|---------|---------|---------|---------|----------|----------|----------|---------|---------|---------|---------|---------|---------|---------|---------|---------|----------|----------|----------|---------|---------|---------|---------|---------|---------|---------|---------|---------|----------|----------|----|----|
| 610 Bridge | 4 | 5 | 6 | 7 | 10 | 9 | 7 | 7 | 7 | 5 | 5 | 6 | 6 | 5 | 6 | 7 | 7 | 8 | 7 | 9 | 8 | 10 | 10 | 11 | 11 | 13 | 14 | 14 | 15 | 15 | 15 | 15 | 15 | 15 | 18 | 18 | 20 | |
| | 8 | 9 | 9 | 9 | 13 | 13 | 11 | 12 | 14 | 12 | 11 | 12 | 11 | 11 | 13 | 10 | 10 | 12 | 11 | 13 | 13 | 15 | 15 | 17 | 18 | 20 | 20 | 21 | 22 | 22 | 23 | 23 | 23 | 27 | 28 | 31 | | |
| | S | S | S | SSE | SE | SE | SE | SE | SE | SE | SE | SSE | SSE | SSE | SSE | SSE | SSE | SSE | SSE | SSE | SSE | S | S | S | S | S | S | S | S | S | S | S | S | S | S | S | | |
| Kinder 1 | 4 | 5 | 7 | 7 | 10 | 9 | 7 | 7 | 7 | 5 | 5 | 6 | 6 | 5 | 6 | 7 | 7 | 7 | 8 | 8 | 9 | 10 | 10 | 11 | 13 | 13 | 14 | 14 | 15 | 14 | 15 | 15 | 15 | 17 | 18 | 20 | | |
| | 8 | 9 | 9 | 10 | 13 | 13 | 11 | 13 | 14 | 12 | 11 | 12 | 11 | 11 | 12 | 10 | 10 | 11 | 11 | 13 | 13 | 14 | 15 | 16 | 17 | 19 | 20 | 21 | 22 | 22 | 23 | 23 | 22 | 26 | 27 | 30 | | |
| | S | SSE | S | SSE | SE | SE | SE | SE | SE | SE | SE | SSE | SSE | SSE | SSE | SSE | SSE | SSE | SSE | SSE | SSE | S | S | S | S | S | S | S | S | S | S | S | S | S | S | S | | |
| Greens Bayou | 5 | 6 | 8 | 9 | 10 | 9 | 7 | 7 | 7 | 6 | 6 | 6 | 6 | 6 | 6 | 7 | 7 | 7 | 8 | 8 | 9 | 10 | 10 | 11 | 13 | 14 | 14 | 15 | 14 | 15 | 15 | 14 | 17 | 18 | 20 | | | |
| | 8 | 9 | 10 | 11 | 14 | 13 | 12 | 14 | 15 | 13 | 11 | 12 | 12 | 11 | 11 | 10 | 10 | 11 | 11 | 12 | 12 | 14 | 15 | 16 | 17 | 19 | 20 | 21 | 22 | 22 | 23 | 22 | 26 | 27 | 30 | | | |
| | SSE | SSE | SSE | SE | SE | SE | SE | SE | SE | SE | SSE | SSE | SSE | SSE | SSE | SSE | SSE | SSE | SSE | SSE | SSE | S | S | S | S | S | S | S | S | S | S | S | S | S | S | S | | |
| Shell Crude | 6 | 6 | 8 | 9 | 10 | 9 | 8 | 7 | 8 | 7 | 6 | 7 | 6 | 6 | 6 | 7 | 7 | 7 | 8 | 8 | 9 | 10 | 11 | 11 | 13 | 14 | 14 | 15 | 15 | 14 | 15 | 14 | 16 | 17 | 19 | | | |
| | 8 | 9 | 10 | 12 | 13 | 13 | 13 | 14 | 15 | 13 | 12 | 13 | 13 | 11 | 12 | 10 | 10 | 10 | 11 | 12 | 12 | 14 | 14 | 15 | 17 | 18 | 20 | 20 | 21 | 21 | 22 | 23 | 22 | 25 | 26 | 29 | | |
| | SSE | SSE | SSE | SE | SE | SE | SE | SE | SE | SE | SSE | SSE | SSE | SSE | SSE | SSE | SSE | SSE | SSE | SSE | SSE | S | S | S | S | S | S | S | S | S | S | S | S | S | S | S | | |
| Lynchburg Ferries | 6 | 7 | 9 | 10 | 10 | 9 | 8 | 7 | 8 | 7 | 6 | 7 | 7 | 7 | 6 | 7 | 7 | 7 | 8 | 8 | 9 | 10 | 11 | 12 | 13 | 14 | 14 | 15 | 15 | 14 | 14 | 14 | 16 | 17 | 19 | | | |
| | 8 | 9 | 11 | 12 | 13 | 14 | 13 | 14 | 15 | 14 | 13 | 14 | 14 | 13 | 12 | 10 | 10 | 10 | 11 | 11 | 12 | 14 | 14 | 15 | 16 | 18 | 19 | 20 | 21 | 21 | 21 | 20 | 24 | 25 | 28 | | | |
| | SE | SSE | SE | SE | SE | SE | SE | SE | SE | SE | SSE | SSE | SSE | SSE | SSE | SSE | SSE | SSE | SSE | SSE | SSE | S | S | S | S | S | S | S | S | S | S | S | S | S | S | S | | |
| Exxon 3 | 6 | 6 | 9 | 9 | 10 | 9 | 8 | 8 | 8 | 7 | 7 | 7 | 7 | 7 | 7 | 7 | 7 | 7 | 8 | 8 | 9 | 9 | 10 | 11 | 12 | 14 | 14 | 15 | 14 | 14 | 13 | 15 | 16 | 18 | | | | |
| | 8 | 9 | 11 | 13 | 14 | 14 | 14 | 15 | 15 | 14 | 13 | 14 | 13 | 12 | 12 | 10 | 10 | 10 | 10 | 11 | 11 | 13 | 14 | 15 | 16 | 17 | 18 | 20 | 20 | 20 | 20 | 20 | 19 | 21 | 23 | 26 | | |
| | SSE | SSE | SE | SE | SE | SSE | SE | SE | SE | SE | SSE | SSE | SSE | SSE | SSE | SSE | SSE | SSE | SSE | SSE | SSE | S | S | S | S | S | S | S | SSE | S | SSE | S | S | S | S | S | | |
| Morgans Point | 5 | 6 | 8 | 10 | 10 | 10 | 9 | 9 | 9 | 7 | 7 | 7 | 7 | 6 | 6 | 7 | 7 | 7 | 8 | 8 | 8 | 9 | 9 | 11 | 11 | 12 | 14 | 14 | 15 | 15 | 15 | 14 | 14 | 15 | 17 | | | |
| | 8 | 8 | 11 | 14 | 15 | 16 | 15 | 16 | 17 | 15 | 14 | 14 | 13 | 11 | 12 | 9 | 9 | 10 | 10 | 11 | 11 | 13 | 13 | 14 | 15 | 17 | 18 | 19 | 20 | 19 | 19 | 18 | 18 | 19 | 21 | 24 | | |
| | SE | SE | SE | SE | SE | SE | SE | SE | SE | SE | SSE | SSE | SSE | SSE | SSE | SSE | SSE | SSE | SSE | SSE | SSE | SSE | S | SSE | SSE | SSE | SSE | SSE | SSE | SSE | SSE | SSE | SSE | S | S | S | | |
| 75/76 | 4 | 6 | 8 | 11 | 12 | 12 | 10 | 10 | 11 | 8 | 8 | 8 | 7 | 5 | 7 | 7 | 7 | 8 | 8 | 9 | 9 | 9 | 10 | 10 | 11 | 12 | 13 | 15 | 15 | 16 | 16 | 16 | 16 | 15 | 15 | 17 | 18 | |
| | 8 | 8 | 12 | 15 | 17 | 16 | 17 | 16 | 17 | 16 | 15 | 14 | 12 | 12 | 12 | 8 | 9 | 10 | 11 | 10 | 11 | 12 | 13 | 14 | 15 | 17 | 18 | 19 | 19 | 19 | 18 | 18 | 18 | 18 | 20 | 22 | | |
| | ESE | ESE | SE | SE | SE | SE | SE | SE | SE | SE | SSE | SSE | SSE | SSE | SSE | SSE | SSE | SSE | SSE | SSE | SSE | SSE | S | SSE | SSE | SSE | SSE | SSE | SSE | SSE | SSE | SSE | SSE | S | S | S | S | |
| 63/64 | 4 | 6 | 9 | 11 | 12 | 11 | 11 | 11 | 10 | 10 | 9 | 8 | 7 | 7 | 7 | 7 | 8 | 9 | 9 | 9 | 9 | 10 | 10 | 11 | 12 | 13 | 14 | 15 | 16 | 16 | 16 | 15 | 15 | 15 | 17 | 19 | 22 | |
| | 7 | 8 | 11 | 14 | 16 | 15 | 16 | 17 | 16 | 16 | 14 | 14 | 12 | 12 | 8 | 9 | 10 | 11 | 10 | 11 | 12 | 13 | 14 | 15 | 16 | 17 | 18 | 18 | 18 | 17 | 17 | 17 | 17 | 19 | 22 | | | |
| | E | ESE | SE | SE | SE | SE | SE | SE | SE | SE | SE | SE | SE | SE | SSE | SSE | SSE | SSE | SSE | SSE | SSE | SSE | S | S | SSE | S | S | SSE | S | S | S | S | S | S | S | S | | |
| 51/52 | 3 | 5 | 8 | 11 | 10 | 10 | 9 | 10 | 10 | 10 | 10 | 9 | 9 | 8 | 7 | 7 | 8 | 9 | 9 | 9 | 9 | 10 | 10 | 11 | 11 | 11 | 13 | 13 | 14 | 14 | 15 | 14 | 14 | 15 | 16 | 18 | | |
| | 6 | 8 | 10 | 12 | 13 | 14 | 14 | 15 | 16 | 16 | 15 | 14 | 15 | 13 | 12 | 8 | 9 | 10 | 10 | 11 | 11 | 11 | 13 | 14 | 15 | 16 | 17 | 16 | 17 | 16 | 16 | 16 | 17 | 19 | 22 | | | |
| | E | ESE | SE | SE | SE | SE | ESE | SE | SE | SE | SE | SE | SE | SE | SE | SSE | SSE | SSE | SSE | SSE | SSE | S | S | S | S | S | S | S | S | SSE | SSE | SSE | SSE | SSE | S | S | S | |
| 37/38 | 2 | 4 | 8 | 9 | 9 | 9 | 9 | 10 | 10 | 10 | 9 | 9 | 9 | 8 | 7 | 8 | 8 | 8 | 9 | 9 | 9 | 9 | 10 | 10 | 11 | 11 | 12 | 13 | 13 | 14 | 14 | 13 | 14 | 14 | 16 | 18 | | |
| | 5 | 7 | 9 | 11 | 11 | 12 | 13 | 15 | 15 | 14 | 14 | 14 | 13 | 13 | 8 | 9 | 10 | 10 | 10 | 10 | 11 | 12 | 13 | 14 | 15 | 15 | 16 | 16 | 16 | 16 | 15 | 17 | 19 | 23 | | | | |
| | ENE | ESE | ESE | ESE | SE | SE | ESE | ESE | SE | SE | SE | SE | SE | SE | SSE | SSE | SSE | SSE | SSE | SSE | S | S | S | S | S | S | S | S | S | S | SSE | SSE | SSE | S | S | S | | |
| 25/26 | 3 | 4 | 7 | 8 | 8 | 8 | 9 | 9 | 10 | 10 | 8 | 9 | 8 | 9 | 8 | 7 | 7 | 8 | 8 | 8 | 8 | 9 | 9 | 10 | 11 | 11 | 12 | 12 | 12 | 12 | 12 | 12 | 13 | 13 | 15 | 17 | | |
| | 6 | 6 | 8 | 9 | 10 | 10 | 13 | 13 | 15 | 15 | 14 | 14 | 13 | 13 | 14 | 9 | 10 | 10 | 11 | 11 | 11 | 12 | 13 | 14 | 14 | 14 | 15 | 15 | 15 | 15 | 16 | 16 | 17 | 20 | 23 | | | |
| | E | SE | ESE | ESE | ESE | ESE | ESE | ESE | ESE | ESE | SE | SE | SE | SE | SSE | SSE | SSE | SSE | SSE | SSE | SSE | S | S | S | S | S | S | S | S | SSE | SSE | SSE | SSE | S | S | S | | |
| 11/12 | 4 | 5 | 6 | 7 | 7 | 7 | 9 | 9 | 10 | 9 | 8 | 9 | 8 | 8 | 8 | 7 | 8 | 8 | 9 | 9 | 9 | 10 | 10 | 10 | 11 | 11 | 11 | 11 | 11 | 11 | 11 | 12 | 13 | 13 | 15 | 17 | | |
| | 6 | 6 | 7 | 9 | 10 | 11 | 13 | 14 | 15 | 15 | 14 | 15 | 13 | 14 | 14 | 9 | 10 | 11 | 11 | 11 | 11 | 12 | 13 | 13 | 13 | 14 | 14 | 14 | 15 | 14 | 15 | 16 | 16 | 17 | 20 | 22 | | |
| | ESE | ESE | ESE | ESE | ESE | ESE | ESE | ESE | ESE | ESE | SE | SE | SE | SE | SSE | SSE | SSE | SSE | SSE | SSE | SSE | S | S | S | S | S | S | S | SSE | SSE | SSE | SSE | SSE | SSE | S | S | S | |
| 1 & 2 Bravo | 5 | 6 | 6 | 7 | 7 | 8 | 10 | 9 | 10 | 9 | 10 | 11 | 9 | 8 | 9 | 9 | 9 | 10 | 10 | 10 | 10 | 10 | 11 | 11 | 10 | 10 | 10 | 10 | 10 | 10 | 11 | 12 | 13 | 14 | 15 | 16 | 17 | 18 |
| | 5 | 7 | 8 | 9 | 9 | 14 | 14 | 13 | 15 | 16 | 15 | 15 | 14 | 14 | 16 | 10 | 11 | 11 | 12 | 12 | 13 | 13 | 14 | 13 | 13 | 13 | 13 | 13 | 13 | 13 | 14 | 15 | 16 | 17 | 18 | 20 | 22 | |
| | ENE | E | E | E | E | E | ESE | ESE | ESE | ESE | ESE | SE | SE | SE | SSE | SSE | SSE | SSE | SSE | SSE | SSE | S | S | S | S | S | S | SSE | SSE | SSE | SSE | SSE | SSE | SSE | S | S | S | |

Houston Pilots: Sat. 2/25/2023



Forecast Discussion

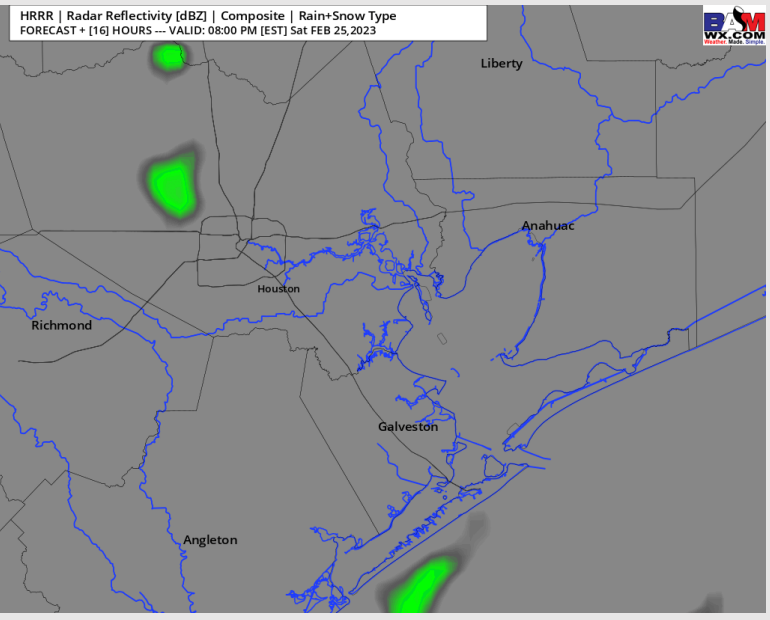
Precip: Favoring mostly dry conditions with a 10% chance for an isolated light shower possible with the greatest chance being after 6 PM.

Wind: Sustained winds will be out of the SE throughout the rest of the afternoon and evening. Winds will range from 8 – 13 kts across all stations.

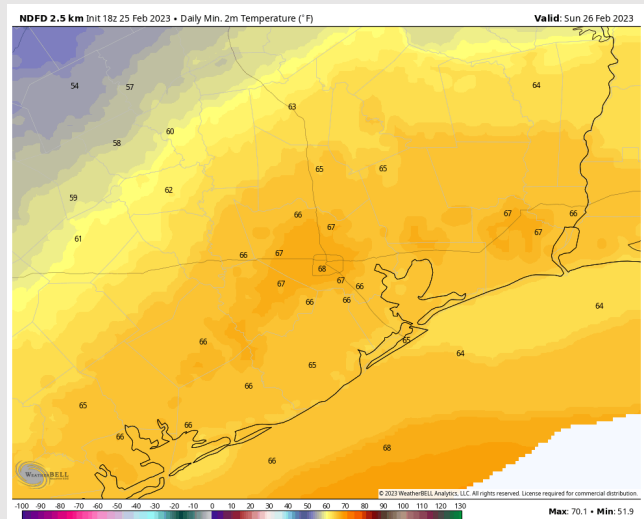
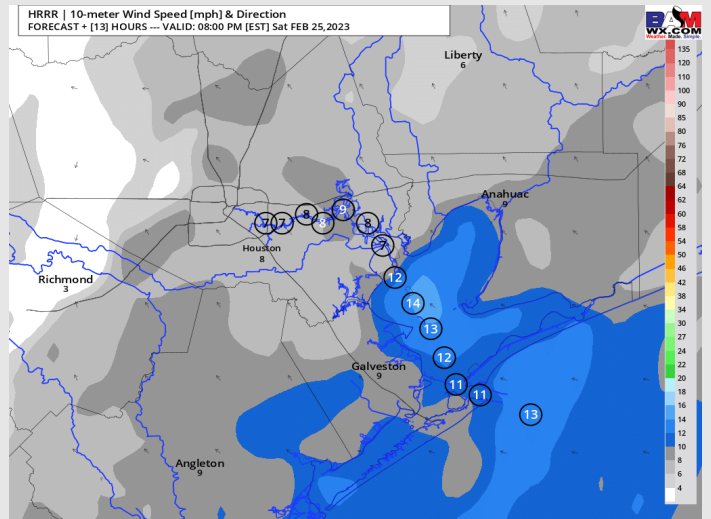
Temps: Low temperatures Sunday morning in the mid 60s F at the Boarding Station and in the upper 60s F at all other stations.

Visibility: Sea fog threats expected to redevelopment this evening. Please view visibility report for more details.

Precip Forecast: 7 PM CT



Wind Speed 7 PM CT



Low Temps Sunday AM

Houston Pilots: Sun. 2/26/2023



Forecast Discussion

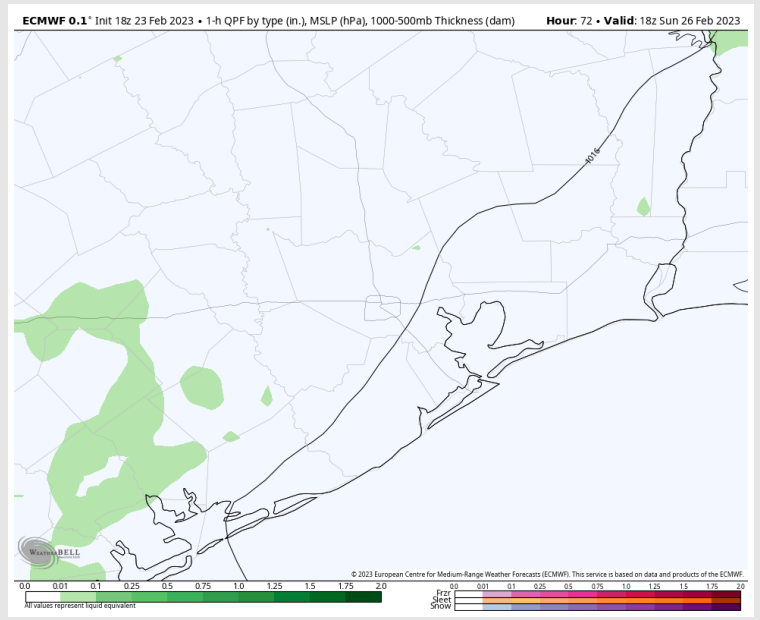
Precip: Favoring dry conditions throughout the day Sunday. Favoring better rain chances to stay to the N of the Houston Metro Area.

Wind: Sustained winds out of the SSE for all stations throughout the day Sunday. Winds at 6-11 kts at all stations until 10 AM. After 10 AM, winds will pick up to 10-20 kts across all stations for the rest of the day. Gusts up to 30 kts will be possible during the afternoon hours.

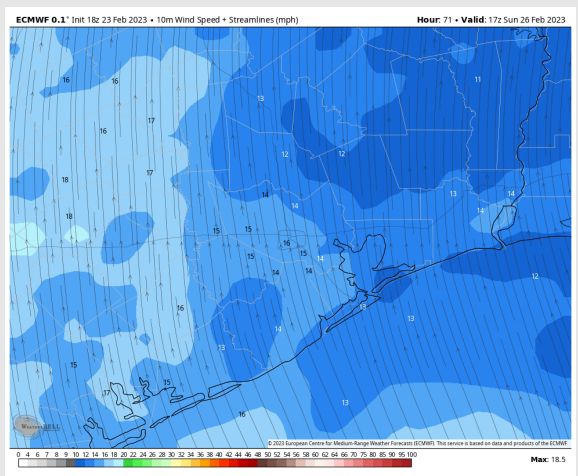
Temps: High temps Sunday in the upper 60s F for all stations.

Visibility: Anticipating sea fog threats tonight to carry into Sunday morning. Please view visibility slide for more information.

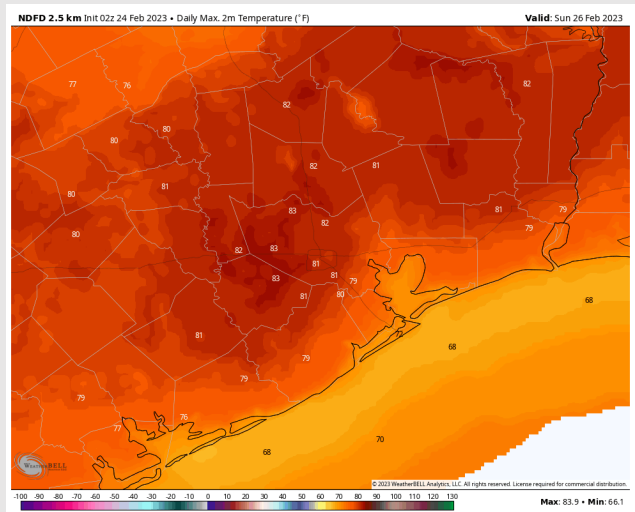
Precip Forecast: 12 PM CT



Wind Speed
11 AM CT



High Temps
Sunday



Houston Pilots: Mon. 2/27/2023



Forecast Discussion

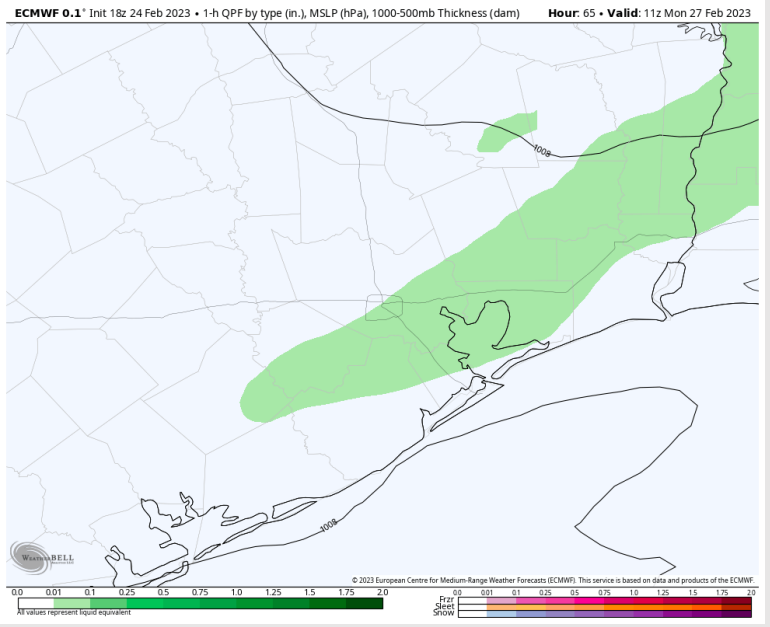
Precip: A weak front passing through the area will bring ~40% rain chances from 4 AM – 7 AM. From 7 AM – 12 PM chances will be lower at 25% for a light shower. After 12 PM anticipating dry conditions.

Wind: Sustained winds will be from the S to SSW during the morning hours. A weak frontal passage will press through around 4 AM and attempt to flip the wind direction, but currently favoring winds to veer from the WSW after 4 AM and remain as such for the rest of the day. Winds ahead of the front will be most elevated from 1 – 4 AM at 14 – 20 kts. After 8 AM winds will calm to 5 – 9 kts north of station 51/52. South of 51/52 will be slightly elevated at 8 – 12 kts.

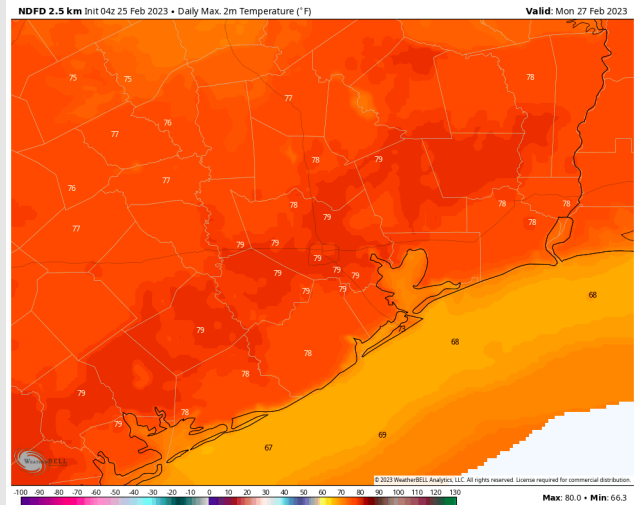
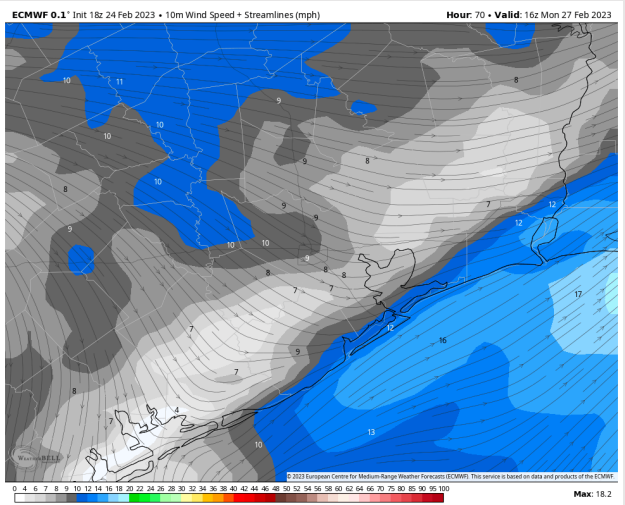
Temps: High temperatures Monday will be near 80 F north of Moran's Point and in the mid to upper 70s F south of Morgan's Point. Temperatures near the Boarding Station will be in the upper 60s F.

Visibility: Lower confidence exists being 48-72 hours out, but some areas of patchy fog will be possible during the morning hours ahead of the cold front. It is not likely this will be dense in nature, as winds will have a westerly component that could help work against more dense sea fog.

Precip Forecast: 5 AM CT

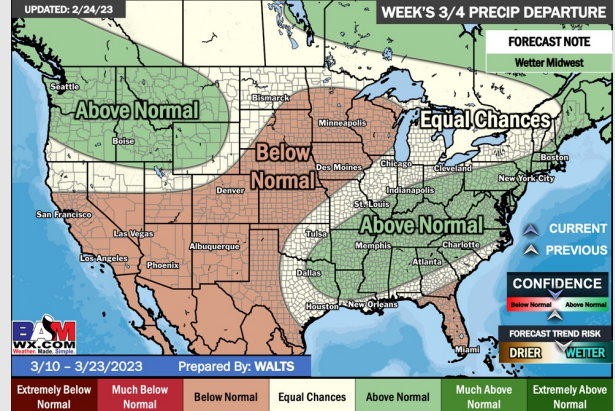
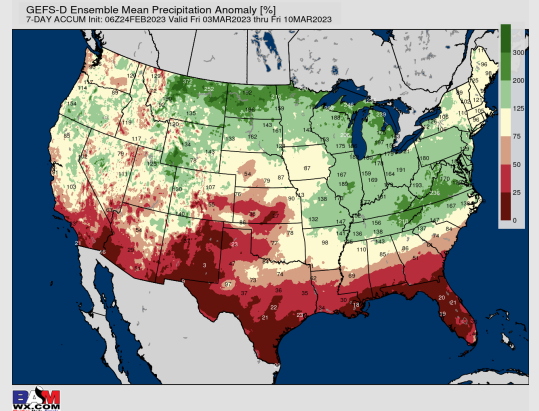
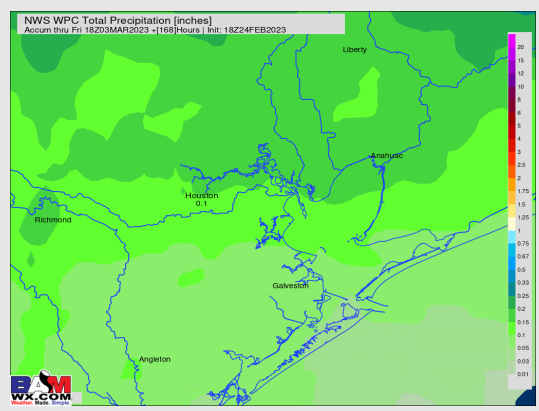
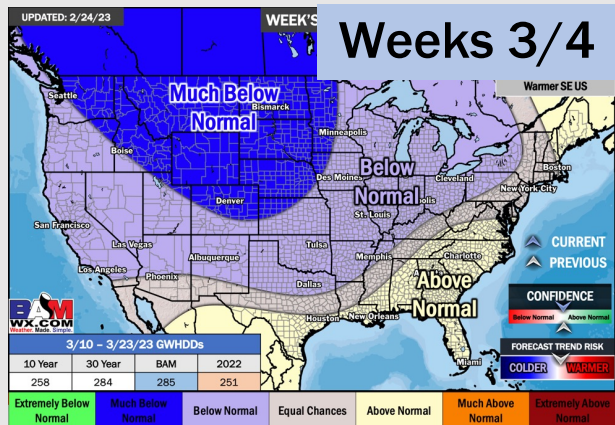
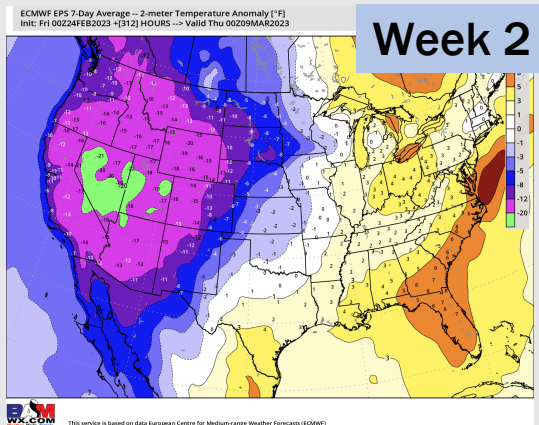
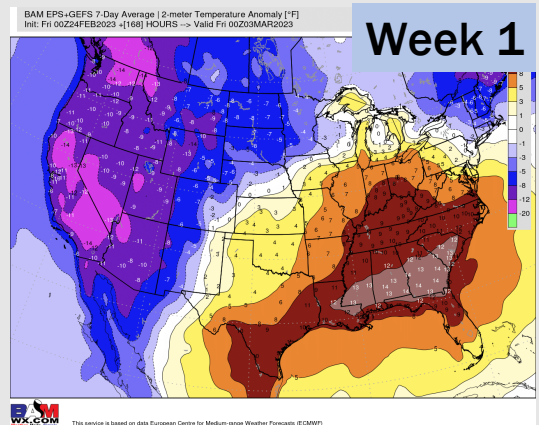


Wind Speed
10 AM CT



High Temps
Monday

Houston Pilots: 2/25/23



- Multiple rounds of rain showers throughout the week are expected. Temperatures are expected to be well above average over the next seven days.
- Expecting below normal precipitation chances and above normal temperatures extending into the week 2 timeframe.
- Anticipating equal chances for precipitation and above normal temperatures favored in the week 3/4 timeframe.