

Houston Pilots Forecast Package



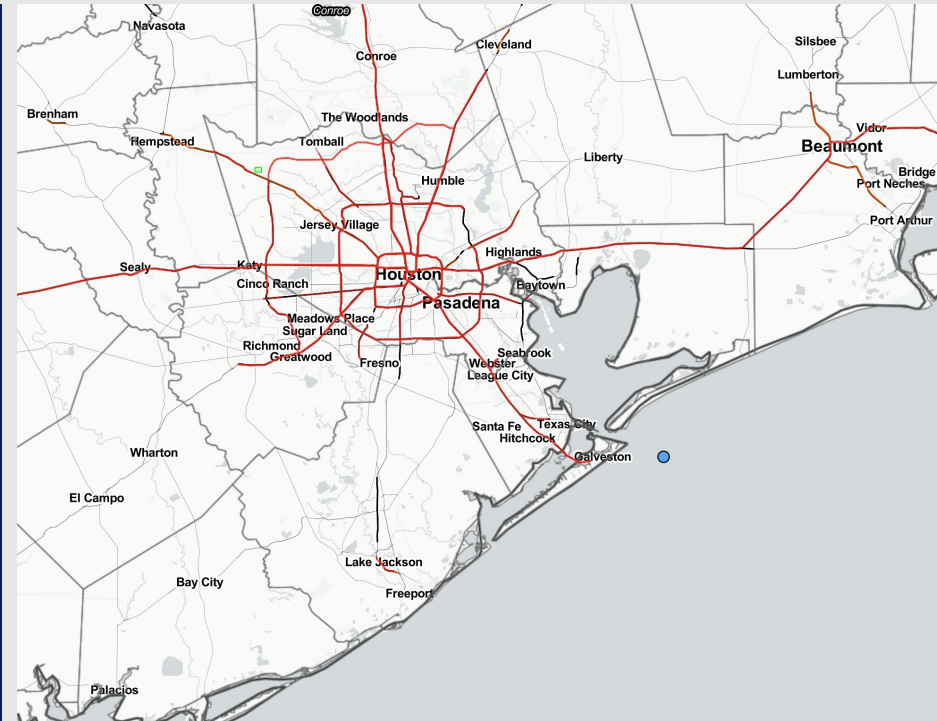
Updated: 1:00 PM CT

Monday, January 9, 2023

Forecaster: Vince Bryan

Weather Headlines

- **Fog chances are back in the forecast over the next few days (check slides below for more details).**
- Favoring a primarily dry stretch over the next several days.
- Eyeing Thursday / Friday for an increased risks for elevated winds from the SW/NW.
- Wave heights over 4-5 feet not expected out through Friday.



Radar/NWS Alerts: 1:00 PM CT




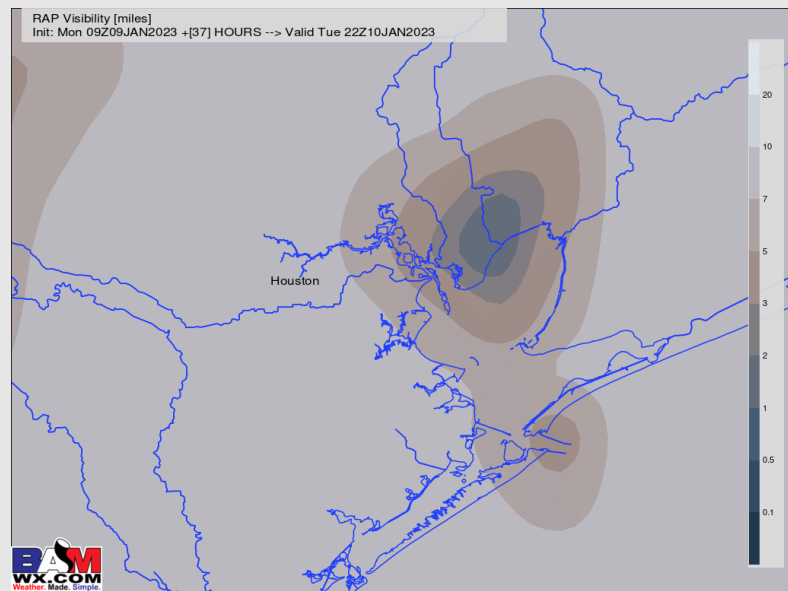
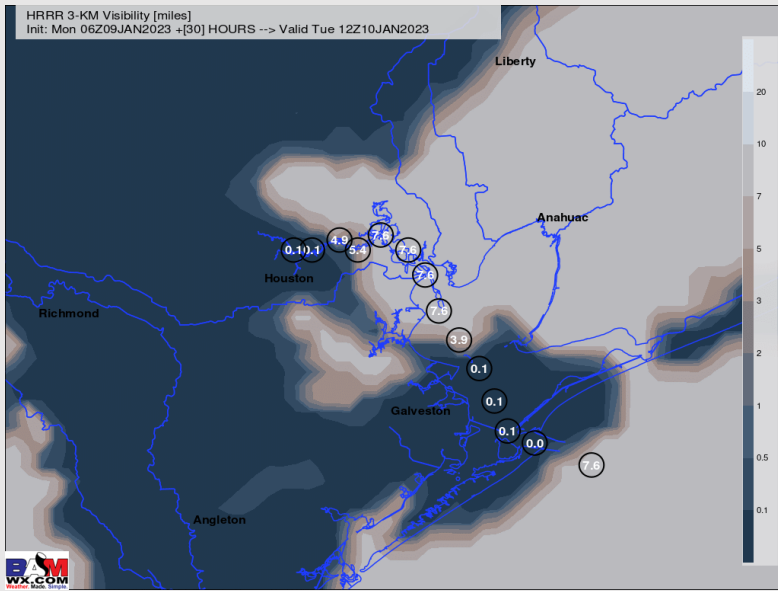
As always, please do not hesitate to reach out to us with any forecast questions via the chat option on the Weather Porthole or our on-call number, **(317)-560-8122** press 1 for forecast questions.

Houston Pilots Visibility Report



6 AM CT TUE VISIBILITY 5 PM CT TUE VISIBILITY

Confidence



TIMEFRAME DISCUSSED	THREAT
1 AM TUE- 5 PM TUE	MEDIUM - HIGH

- Patchy fog / reduced visibility threat looks to hold off for today (Monday). There is a low end risk that fog could start as early as 1 AM Tuesday (at any station), however the best risk as of now looks to be 3-10 AM CT Tuesday. Dense fog at times to less than a mile is possible.
- While there could be a few pockets of lowered visibility of 3-5 miles Tuesday late AM / early PM, expecting overall improvements as any fog likely lifts across the area.
- We will need to monitor another fog threat working into the picture tomorrow evening, more on that threat on the slide below.


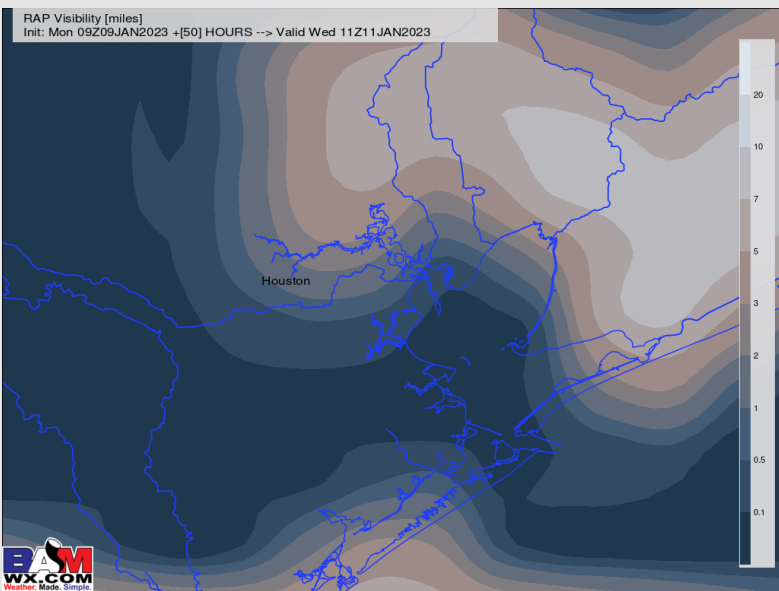
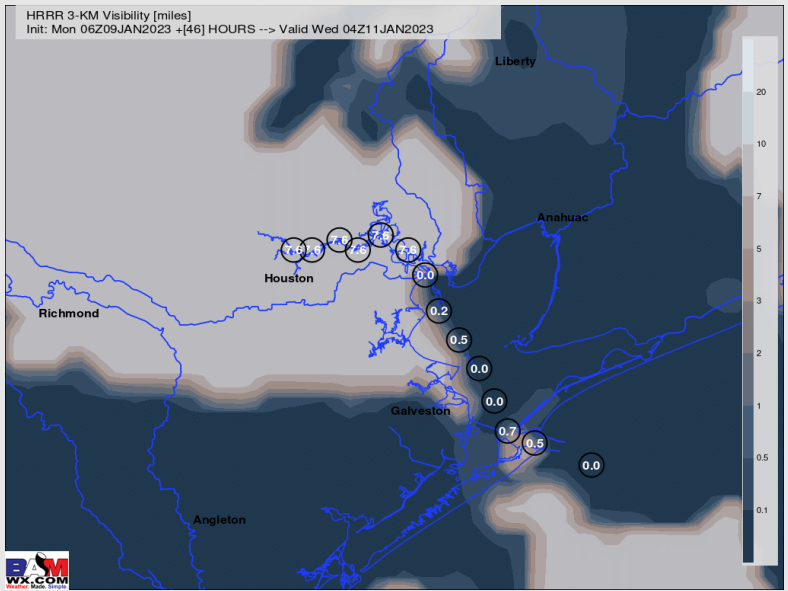
Houston Pilots Visibility Report



9 PM CT TUE VISIBILITY

5 AM CT WED VISIBILITY

Confidence



TIMEFRAME DISCUSSED	THREAT
6 PM TUE – 10 AM WED	MEDIUM-HIGH

- Confidence is higher than average right now that Tuesday after sundown and into the morning hours of Wednesday will be foggy around the area.
- Current thinking is that fog can start to re-build into the area starting as early as 6-7 PM Tuesday, and then continue into the morning hours of Wednesday through at least 8-9 AM.
- While there may be some areas that are not locked in fog all evening/overnight, all stations will be at play for this fog threat.

Houston Pilots Extended Range Visibility Report



Thursday 1/12/23

Pending the timing of a cold front on Thursday, we are currently targeting any fog threat to lift very early Thursday AM.



Friday 1/13/23

Winds look to be from the N/NW on Friday making fog unlikely.



Saturday 1/14/23

Northerly winds in the AM will shift from the SE to S during the late evening.



Chance for Reduced Visibility

Thursday AM	Possible
Thursday PM	Unlikely
Friday AM	Unlikely
Friday PM	Unlikely
Saturday AM	Unlikely
Saturday PM	Unlikely

Houston Pilots Visibility Report



Time	Mon 11am	Mon 12pm	Mon 1pm	Mon 2pm	Mon 3pm	Mon 4pm	Mon 5pm	Mon 6pm	Mon 7pm	Mon 8pm	Mon 9pm	Mon 10pm	Mon 11pm	Tue 12am	Tue 1am	Tue 2am	Tue 3am	Tue 4am	Tue 5am	Tue 6am	Tue 7am	Tue 8am	Tue 9am	Tue 10am	Tue 11am	Tue 12pm	Tue 1pm	Tue 2pm	Tue 3pm	Tue 4pm	Tue 5pm	Tue 6pm	Tue 7pm	Tue 8pm	Tue 9pm	Tue 10pm								
610 Bridge	10	10	10	10	10	10	10	10	10	10	10	10	10	9	6	5	4	0.72	0.48	0.24	0.24	0.24	3	6	10	10	10	10	10	10	10	10	10	10	10	10	10	10	10					
Kinder 1	10	10	10	10	10	10	10	10	10	10	10	10	10	9	6	5	5	2	1	0.47	0.24	0.24	3	6	10	10	10	10	10	10	10	10	10	10	10	10	10	10	10	10	10	10		
Greens Bayou	10	10	10	10	10	10	10	10	10	10	10	10	10	9	6	5	6	4	3	0.6	0.24	0.24	3	6	10	10	10	10	10	10	10	10	10	10	10	10	10	10	10	10	10	10		
Shell Crude	10	10	10	10	10	10	10	10	10	10	10	10	10	9	6	5	8	8	5	0.6	0.24	0.24	3	6	10	10	10	10	10	10	10	10	10	10	10	10	10	10	10	10	10	10	9	
Lynchburg Ferries	10	10	10	10	10	10	10	10	10	10	10	10	10	9	6	5	8	8	6	0.6	0.24	0.24	3	6	10	10	10	10	10	10	10	10	10	10	10	10	10	10	10	10	10	10	10	9
Exxon 3	10	10	10	10	10	10	10	10	10	10	10	10	10	9	6	5	8	8	7	0.6	0.24	0.24	3	6	10	10	10	10	10	10	10	10	10	10	10	10	10	10	10	10	10	10	10	8
Morgans Point	10	10	10	10	10	10	10	10	10	10	10	10	10	8	6	5	8	8	8	2	2	1	3	6	10	10	10	10	10	10	10	10	10	10	10	10	10	10	10	10	10	10	8	
75/76	10	10	10	10	10	10	10	10	10	10	10	10	10	7	6	5	8	8	8	1	1	1	4	7	10	10	10	10	10	10	10	10	10	10	10	10	10	10	10	10	10	7		
63/64	10	10	10	10	10	10	10	10	10	10	10	10	10	7	6	5	8	8	8	1	0.84	0.51	4	7	10	10	10	10	10	10	10	10	10	10	10	10	10	10	10	10	10	9	7	
51/52	10	10	10	10	10	10	10	10	10	10	10	10	9	7	6	5	8	8	8	0.42	0.24	0.24	4	7	10	10	10	10	10	10	10	10	10	10	10	10	10	9	8	6				
37/38	10	10	10	10	10	10	10	10	10	10	10	10	9	7	6	5	8	8	6	1	0.24	0.24	4	7	10	10	10	10	10	10	10	10	10	10	10	9	8	7	6					
25/26	10	10	10	10	10	10	10	10	10	10	10	9	9	7	6	5	7	7	5	2	2	1	5	7	10	10	10	10	10	10	10	10	10	10	9	7	6	6						
11/12	10	10	10	10	10	10	10	10	10	10	10	9	9	7	6	6	7	6	5	3	3	2	6	9	10	10	10	10	10	10	10	10	10	10	7	6	6	6						
1 & 2 Bravo	10	10	10	10	10	10	10	10	10	10	10	9	9	7	6	6	8	8	8	5	5	5	7	7	9	9	9	9	9	9	9	9	9	8	7	5	4	4						

Houston Pilots Wind Report



Example

Sustained wind 13 Knots
Gusts 18 Knots
Wind from the N

WS: 13
G:18
N

Time Knots	Mon 11am	Mon 12pm	Mon 1pm	Mon 2pm	Mon 3pm	Mon 4pm	Mon 5pm	Mon 6pm	Mon 7pm	Mon 8pm	Mon 9pm	Mon 10pm	Mon 11pm	Tue 12am	Tue 1am	Tue 2am	Tue 3am	Tue 4am	Tue 5am	Tue 6am	Tue 7am	Tue 8am	Tue 9am	Tue 10am	Tue 11am	Tue 12pm	Tue 1pm	Tue 2pm	Tue 3pm	Tue 4pm	Tue 5pm	Tue 6pm	Tue 7pm	Tue 8pm	Tue 9pm	Tue 10pm		
610 Bridge	8	6	7	7	7	6	6	4	4	4	3	2	2	2	1	2	1	1	1	1	1	1	2	3	3	5	5	6	6	6	6	6	5	5	6	6	6	
	12	9	9	9	9	9	9	10	11	10	9	8	8	8	8	3	2	3	2	3	2	3	3	3	4	6	7	8	8	9	10	10	10	8	7	9	9	10
Kinder 1	8	6	7	7	7	6	6	4	4	4	3	2	2	2	1	2	1	1	1	1	1	1	2	3	3	5	5	6	6	6	6	7	5	5	6	6	6	
	12	9	9	9	9	9	9	10	11	10	9	8	8	9	8	3	3	2	3	2	3	3	3	4	6	7	7	8	9	10	10	10	8	7	9	9	10	
Greens Bayou	7	6	6	6	6	6	5	4	4	4	3	2	2	2	1	2	1	1	1	1	1	1	2	3	3	5	5	6	6	6	7	5	6	6	6	6		
	12	9	9	9	9	9	8	9	10	10	9	8	8	9	8	3	3	2	3	2	3	3	3	4	5	7	7	8	9	9	10	10	7	7	8	9	10	
Shell Crude	7	6	6	6	6	6	5	3	3	3	2	2	2	2	1	1	1	1	1	1	1	1	2	3	3	4	5	5	6	6	6	7	5	6	6	6	6	
	12	9	10	10	10	9	9	10	10	10	9	8	9	9	8	3	3	2	3	2	3	3	3	4	5	6	7	8	9	9	9	9	8	8	9	9	10	
Lynchburg Ferries	7	5	6	6	6	5	4	3	3	3	3	2	3	2	1	2	2	1	1	1	1	1	2	3	3	4	5	5	6	6	6	7	6	6	6	6	6	
	12	9	10	10	9	8	8	8	9	9	9	8	9	9	8	3	3	3	3	3	2	3	3	4	5	6	7	8	9	8	9	8	8	9	9	10		
Exxon 3	6	5	6	6	5	4	4	2	4	3	3	2	3	2	2	2	2	1	1	1	1	1	2	3	3	4	4	5	5	6	6	7	6	6	6	6	6	
	12	9	9	10	10	8	7	9	10	9	8	10	9	8	4	3	3	3	3	3	3	3	3	4	5	6	7	7	8	8	9	8	9	9	9	9	9	
Morgans Point	6	4	4	4	4	3	3	3	4	4	3	3	3	3	2	2	2	2	2	2	2	2	2	2	3	3	4	5	5	5	6	7	7	7	7	7	7	
	12	9	9	10	10	9	9	8	10	10	9	9	9	9	8	4	4	3	3	3	3	3	3	4	4	5	6	7	7	8	9	9	9	9	10	10	10	
75/76	4	2	2	2	3	4	4	5	6	5	4	4	4	3	2	3	3	3	3	2	2	2	3	3	3	3	4	5	5	5	6	7	7	7	8	8	8	
	11	8	10	11	11	11	10	9	10	10	9	10	9	9	7	5	5	4	4	4	4	4	4	4	5	6	7	7	8	8	9	10	10	10	11	11	11	
63/64	4	2	3	3	5	6	5	5	6	6	4	4	4	4	2	3	3	3	3	3	3	3	3	3	3	3	4	5	5	6	7	7	8	8	8	8	8	
	12	10	11	11	12	12	11	9	10	10	9	10	10	9	7	6	5	4	4	4	4	4	4	4	5	5	6	6	7	7	8	9	10	10	10	11	11	11
51/52	5	4	5	6	7	7	5	5	6	6	4	5	5	5	3	4	3	3	3	3	2	3	3	3	3	3	3	4	5	5	6	7	7	8	8	8	9	
	13	11	11	12	12	13	11	9	10	10	9	10	10	10	8	6	4	4	4	4	4	4	4	4	5	5	5	6	6	7	8	8	9	10	10	10	11	11
37/38	6	6	6	7	6	7	6	5	6	5	4	5	4	5	3	3	3	3	2	2	2	2	2	3	3	3	3	4	5	5	6	6	7	7	7	8	8	9
	14	12	12	12	12	13	12	9	10	10	10	10	9	10	8	5	4	4	3	4	4	4	4	4	5	5	5	6	6	7	8	8	9	9	10	10	11	11
25/26	7	7	8	7	7	8	6	5	5	5	5	5	5	5	3	3	3	3	2	2	2	2	2	3	3	3	3	4	5	5	6	6	7	7	8	8	8	8
	14	12	13	12	12	13	12	10	10	10	9	10	9	9	7	5	4	3	3	3	3	3	3	4	4	5	5	5	6	6	7	7	8	9	9	10	10	11
11/12	9	8	9	8	8	8	7	6	6	7	6	6	5	5	4	3	3	2	2	2	2	2	2	3	3	3	4	4	5	6	6	6	7	8	8	8	8	9
	14	13	14	12	13	13	13	12	11	11	10	10	10	9	7	5	4	3	3	3	3	3	3	4	4	5	5	5	6	7	7	8	8	9	10	10	11	11
1 & 2 Bravo	12	10	12	10	10	10	8	8	9	8	7	6	5	4	3	3	3	3	3	3	3	3	3	3	3	4	4	4	5	5	6	7	7	8	8	8	9	10
	15	14	14	13	13	14	13	12	12	13	12	12	9	8	7	6	4	4	4	4	4	4	4	4	5	5	5	5	5	7	7	8	9	10	10	11	12	12

Houston Pilots: Mon. 1/9/2023



Forecast Discussion

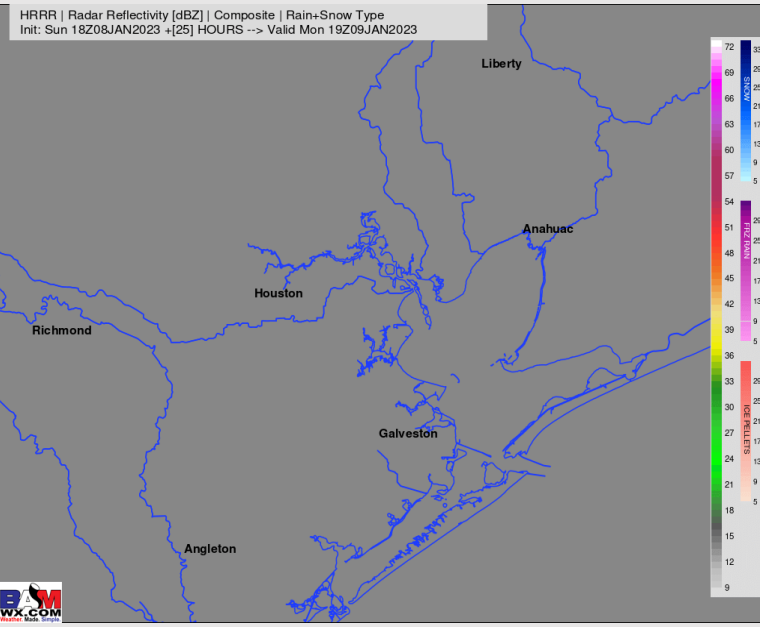
Precip: Expecting dry conditions the rest of today (<10% chance of a shower out through ~sundown).

Wind: Winds the rest of the day will be coming out of the E at 5-10 knots for most stations, closer to 10-15 kts for the boarding station (where there can be an occasional gust to 18 knots possible through 6 PM).

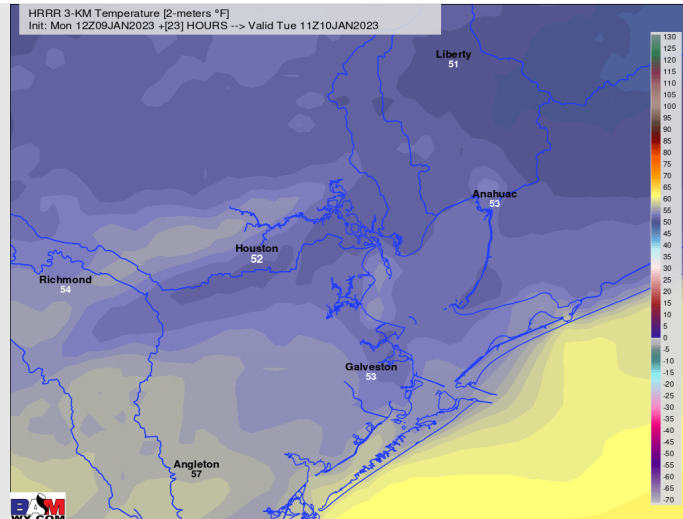
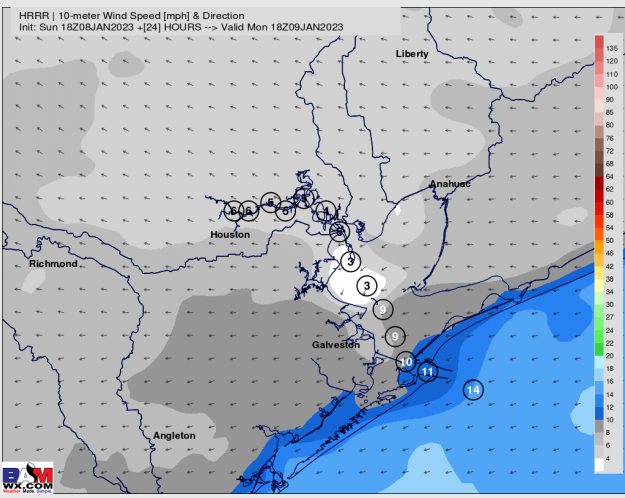
Temps: Lows drop back to the low to mid 50s across the stations tonight.

Visibility: No fog expected today.

Precip Forecast: 1 PM CT



Wind Speed
5 PM CT



Low Temps
Tue AM

Forecast Discussion

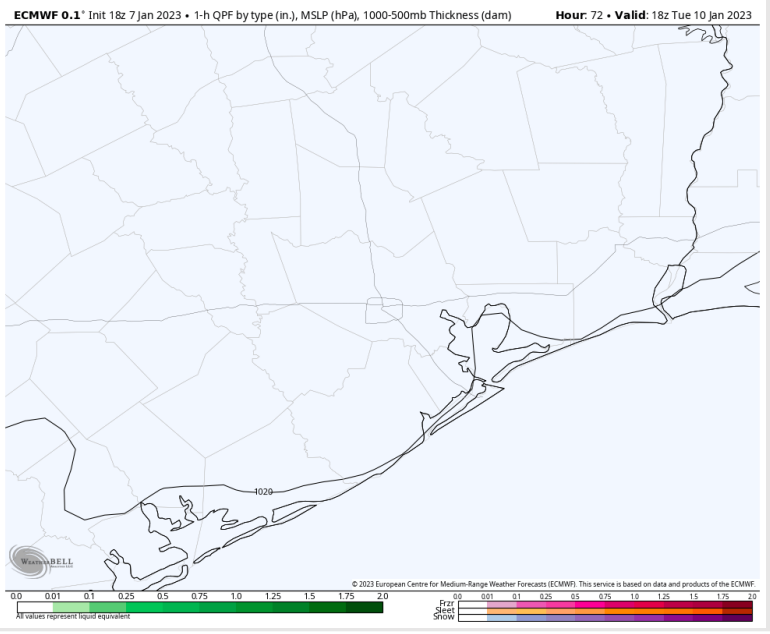
Precip: Anticipating a dry day Tuesday with a 10-20% chance for an isolated shower from 12PM – 4 PM. Outside of this, expecting a dry day.

Wind: Winds will be generally out of the S Tuesday, however there is likely come variance given some lighter winds to start the day. Winds across all stations will be at 3 – 7 kts until 2 PM. After 2 PM winds S of Morgan’s point will increase to 5 – 10 kts and remain as such for the rest of the evening (with occasional gusts to 13 knots).

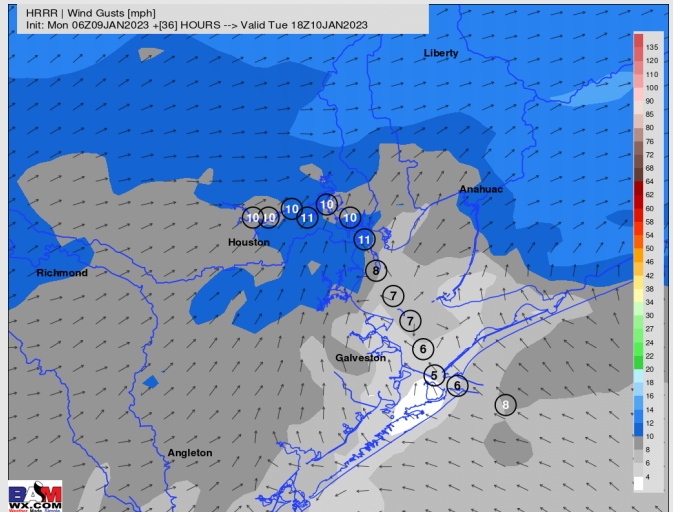
Temps: High temperatures Tuesday will be in the mid 70s F north of Morgan’s Point and in the mid to upper 60s F south of Morgan’s Point.

Visibility: Please see visibility slides above for more of a breakdown.

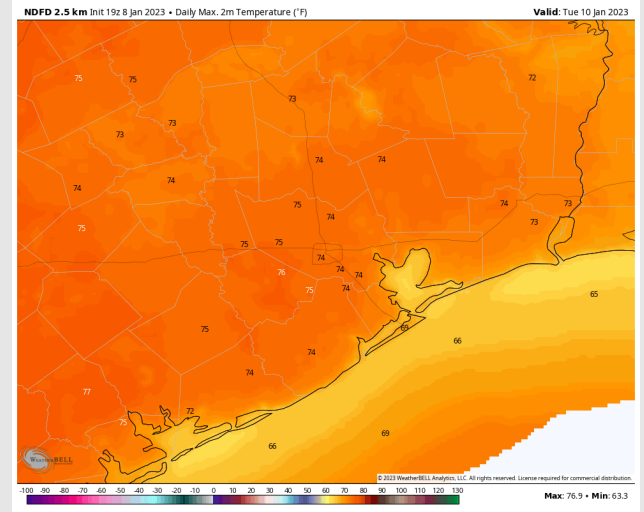
Precip Forecast: 12 PM CT



Wind Speed
1 PM CT



High Temps
Tuesday



Houston Pilots: Wed. 1/11/2023



Forecast Discussion

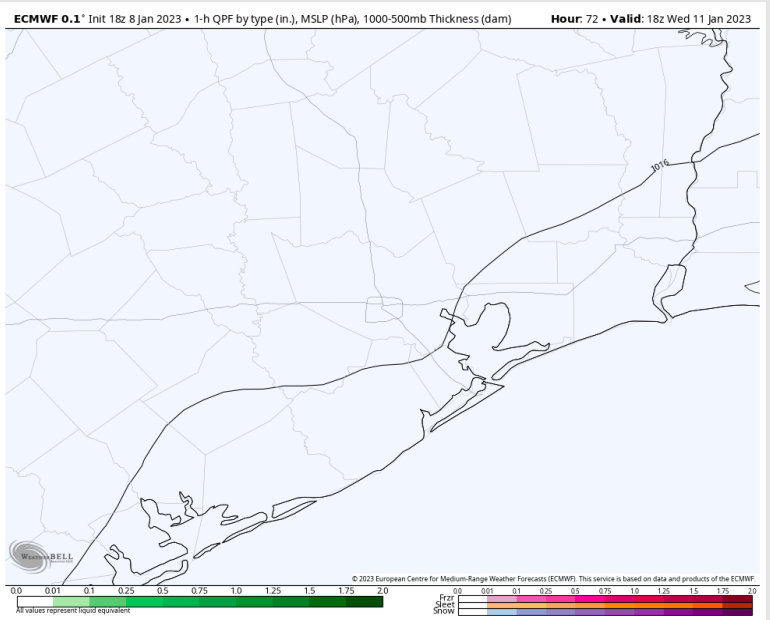
Precip: Anticipating a dry day for Wednesday.

Wind: Sustained winds out of the SW for the entire day. Winds will start out at 8 – 13 kts across all stations and pickup around 9 AM to 10 – 16 kts through 7 PM. After 7 PM winds will increase yet again south of Morgan’s Point to 13 – 17 kts. **Wind gusts of up to 20 - 25 kts will be possible across all stations mainly after 11 AM.**

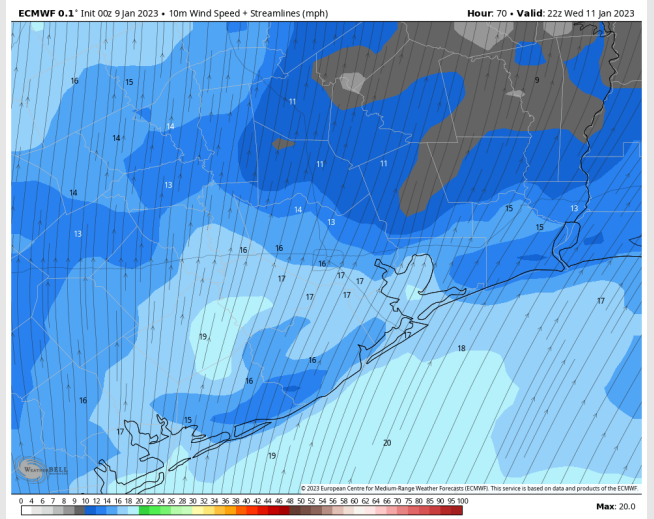
Temps: High temps Wednesday will be in the upper 70s F north of Morgan’s Point and in the mid 70s F south of Morgan’s Point with Boarding Station temps near 70 F.

Visibility: Increased chances at this distance for fog potential Tuesday night carrying into Wednesday AM. Favoring the fog to lift by Wednesday PM.

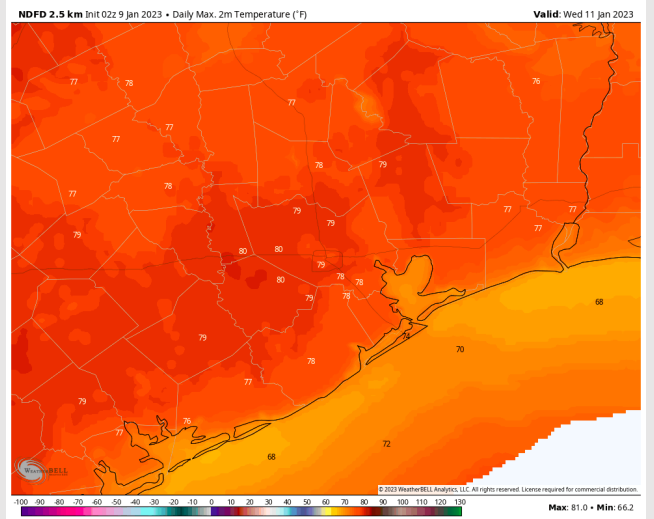
Precip Forecast: 12 PM CT



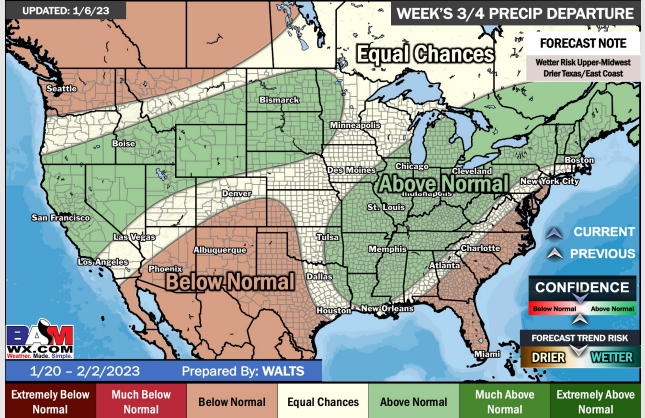
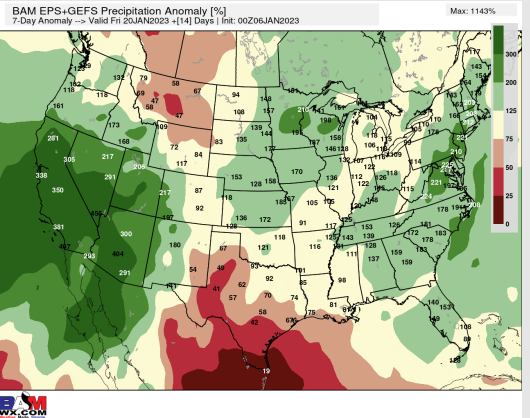
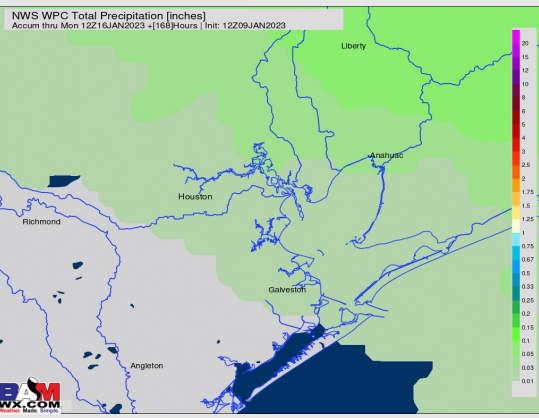
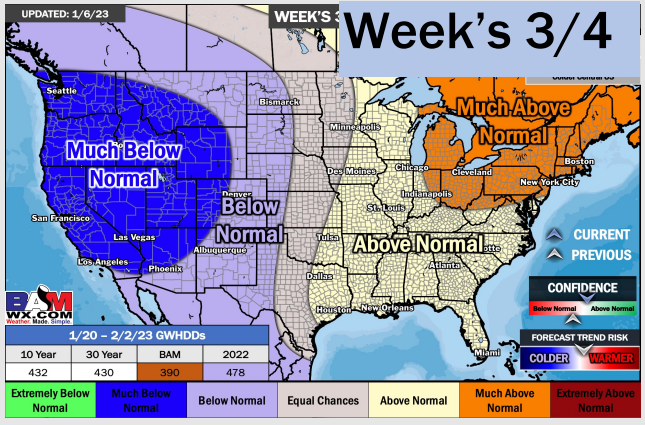
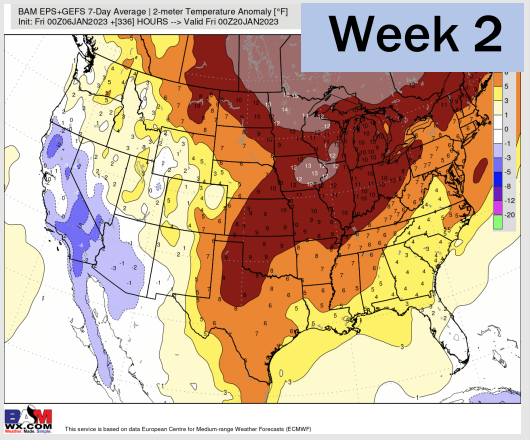
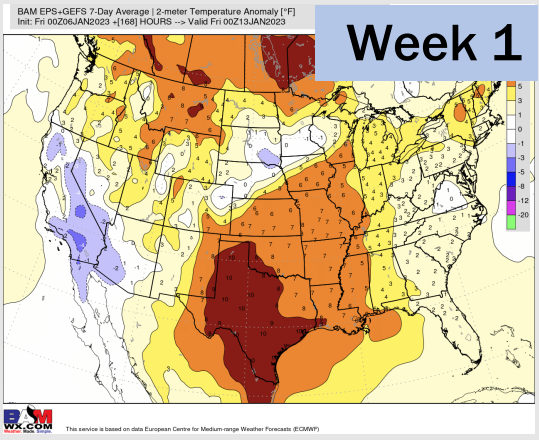
Wind Speed
12 PM CT



High Temps
Wednesday



Houston Pilots: 1/9/23



- Expecting some low end rain chances for the middle of the week, however overall drier weather moving forward. Temps will continue to remain above average.
- Week 2 precipitation is expected to be near normal for the week 2 timeframe. Temperatures are to be above normal.
- Near normal precipitation chances and warmer weather is expected in the weeks 3/4 timeframe.