

# Houston Pilots Forecast Package



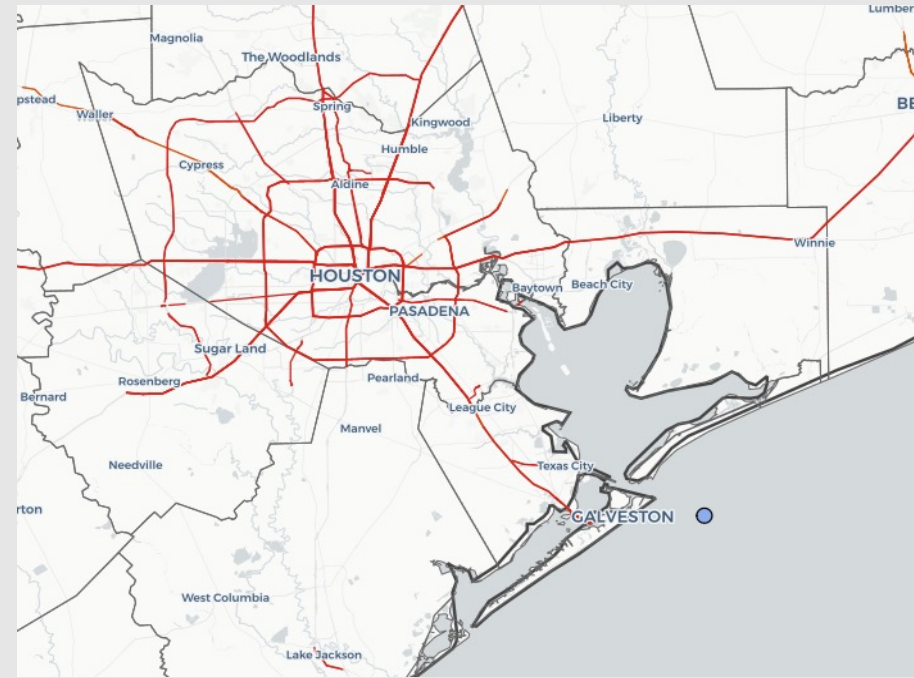
Updated: 5:00 AM CT

Wednesday, March 2, 2022

Forecaster: Vince Bryan

## Weather Headlines

- Drier weather will continue to be the story before slightly better chances work in for Saturday.
- Next period of elevated winds (10-15+ MPH sustained) would come Sat/Sun.
- While the fog signal the next few days does not look impressive, there is some support of patchy fog development with a persistent SE wind. More details in slides below.



**Radar/ NWS Alerts: 5:00 AM CT**




As always, please do not hesitate to reach out to us with any forecast questions via the chat option on the Weather Porthole or our on-call number, **(317)-560-8122** press 1 for forecast questions.

# Houston Pilots Visibility Report



Time	03-02-2022 Wed 3am	03-02-2022 Wed 4am	03-02-2022 Wed 5am	03-02-2022 Wed 6am	03-02-2022 Wed 7am	03-02-2022 Wed 8am	03-02-2022 Wed 9am	03-02-2022 Wed 10am	03-02-2022 Wed 11am	03-02-2022 Wed 12pm	03-02-2022 Wed 1pm	03-02-2022 Wed 2pm	03-02-2022 Wed 3pm	03-02-2022 Wed 4pm	03-02-2022 Wed 5pm	03-02-2022 Wed 6pm	03-02-2022 Wed 7pm	03-02-2022 Wed 8pm	03-02-2022 Wed 9pm	03-02-2022 Wed 10pm	03-02-2022 Wed 11pm	03-03-2022 Thu 12am	03-03-2022 Thu 1am	03-03-2022 Thu 2am	03-03-2022 Thu 3am	03-03-2022 Thu 4am	03-03-2022 Thu 5am	03-03-2022 Thu 6am	03-03-2022 Thu 7am	03-03-2022 Thu 8am	03-03-2022 Thu 9am	03-03-2022 Thu 10am	03-03-2022 Thu 11am	03-03-2022 Thu 12pm	03-03-2022 Thu 1pm	03-03-2022 Thu 2pm	
Houston Pilots N - 610 Bridge	10.000	10.000	10.000	10.000	10.000	10.000	10.000	10.000	10.000	10.000	10.000	10.000	10.000	10.000	10.000	10.000	10.000	10.000	10.000	10.000	10.000	10.000	10.000	8.988	6.964	5.930	4.931	3.897	1.911	5.514	10.000	10.000	10.000	10.000	10.000	10.000	
Houston Pilots M - Kinder 1	10.000	10.000	10.000	10.000	10.000	10.000	10.000	10.000	10.000	10.000	10.000	10.000	10.000	10.000	10.000	10.000	10.000	10.000	10.000	10.000	10.000	10.000	10.000	8.988	7.212	6.449	5.745	3.897	2.460	5.996	10.000	10.000	10.000	10.000	10.000	10.000	
Houston Pilots L - Greens Bayou	10.000	10.000	10.000	9.889	8.979	10.000	10.000	10.000	10.000	10.000	10.000	10.000	10.000	10.000	10.000	10.000	10.000	10.000	10.000	10.000	10.000	10.000	10.000	9.779	7.573	7.146	6.752	5.011	4.912	7.312	10.000	10.000	10.000	10.000	10.000	10.000	
Houston Pilots K - Shell Crude	10.000	10.000	10.000	9.231	8.762	10.000	10.000	10.000	10.000	10.000	10.000	10.000	10.000	10.000	10.000	10.000	10.000	10.000	10.000	10.000	10.000	10.000	10.000	8.988	8.033	8.033	8.033	8.033	8.033	8.988	10.000	10.000	10.000	10.000	10.000	10.000	
Houston Pilots J - Lynchburg Ferries	10.000	10.000	10.000	8.690	8.534	9.715	10.000	10.000	10.000	10.000	10.000	10.000	10.000	10.000	10.000	10.000	10.000	10.000	10.000	10.000	10.000	10.000	10.000	9.927	8.033	8.033	8.033	8.033	8.033	8.988	10.000	10.000	10.000	10.000	10.000	10.000	
Houston Pilots I - Exxon 3	10.000	10.000	10.000	10.000	10.000	10.000	10.000	10.000	10.000	10.000	10.000	10.000	10.000	10.000	10.000	10.000	10.000	10.000	10.000	10.000	10.000	10.000	10.000	8.988	8.033	8.033	8.033	8.033	8.033	8.988	10.000	10.000	10.000	10.000	10.000	10.000	
Houston Pilots H - Morgans Point	10.000	10.000	10.000	10.000	10.000	10.000	10.000	10.000	10.000	10.000	10.000	10.000	10.000	10.000	10.000	10.000	10.000	10.000	10.000	10.000	10.000	10.000	10.000	8.988	8.033	8.033	8.033	8.033	8.033	8.988	10.000	10.000	10.000	10.000	10.000	10.000	
Houston Pilots G - 75/76	10.000	10.000	10.000	10.000	10.000	10.000	10.000	10.000	10.000	10.000	10.000	10.000	10.000	10.000	10.000	10.000	10.000	10.000	10.000	10.000	10.000	10.000	10.000	8.988	8.357	8.988	8.988	8.988	8.988	8.988	10.000	10.000	10.000	10.000	10.000	10.000	
Houston Pilots F - 63/64	10.000	10.000	10.000	10.000	10.000	10.000	10.000	10.000	10.000	10.000	10.000	10.000	10.000	10.000	10.000	10.000	10.000	10.000	10.000	10.000	10.000	10.000	10.000	8.988	8.988	8.988	8.988	8.988	8.988	8.988	10.000	10.000	10.000	10.000	10.000	10.000	
Houston Pilots E - 51/52	10.000	10.000	10.000	10.000	10.000	10.000	10.000	10.000	10.000	10.000	10.000	10.000	10.000	10.000	10.000	10.000	10.000	10.000	10.000	10.000	10.000	10.000	10.000	8.988	8.988	8.988	8.988	8.988	8.988	8.988	10.000	10.000	10.000	10.000	10.000	10.000	
Houston Pilots D - 37/38	10.000	10.000	10.000	10.000	10.000	9.884	10.000	10.000	10.000	10.000	10.000	10.000	10.000	10.000	10.000	10.000	10.000	10.000	10.000	10.000	10.000	10.000	10.000	8.988	8.988	8.988	8.988	8.988	8.988	8.988	8.988	10.000	10.000	10.000	10.000	10.000	10.000
Houston Pilots C - 25/26	10.000	10.000	10.000	10.000	10.000	10.000	10.000	10.000	10.000	10.000	10.000	10.000	10.000	10.000	10.000	10.000	10.000	10.000	10.000	10.000	10.000	10.000	10.000	8.988	8.988	8.988	8.988	8.988	8.988	8.988	8.988	10.000	10.000	10.000	10.000	10.000	10.000
Houston Pilots B - 11/12	10.000	10.000	10.000	10.000	10.000	10.000	10.000	10.000	10.000	10.000	10.000	10.000	10.000	10.000	10.000	10.000	10.000	10.000	10.000	10.000	10.000	10.000	10.000	8.988	8.988	8.988	8.988	8.988	8.988	8.988	8.988	10.000	10.000	10.000	10.000	10.000	10.000
Houston Pilots A - 1 & 2 Bravo	10.000	10.000	10.000	10.000	10.000	10.000	10.000	10.000	10.000	10.000	10.000	10.000	10.000	10.000	10.000	10.000	10.000	10.000	10.000	10.000	10.000	10.000	9.822	9.822	8.988	8.988	8.988	8.988	8.988	9.822	10.000	10.000	10.000	10.000	10.000	10.000	

# Houston Pilots Wind Report



Time	03-02-2022 Wed 3am	03-02-2022 Wed 4am	03-02-2022 Wed 5am	03-02-2022 Wed 6am	03-02-2022 Wed 7am	03-02-2022 Wed 8am	03-02-2022 Wed 9am	03-02-2022 Wed 10am	03-02-2022 Wed 11am	03-02-2022 Wed 12pm	03-02-2022 Wed 1pm	03-02-2022 Wed 2pm	03-02-2022 Wed 3pm	03-02-2022 Wed 4pm	03-02-2022 Wed 5pm	03-02-2022 Wed 6pm	03-02-2022 Wed 7pm	03-02-2022 Wed 8pm	03-02-2022 Wed 9pm	03-02-2022 Wed 10pm	03-02-2022 Wed 11pm	03-03-2022 Thu 12am	03-03-2023 Thu 1am	03-03-2023 Thu 2am	03-03-2023 Thu 3am	03-03-2023 Thu 4am	03-03-2023 Thu 5am	03-03-2023 Thu 6am	03-03-2023 Thu 7am	03-03-2023 Thu 8am	03-03-2023 Thu 9am	03-03-2023 Thu 10am	03-03-2023 Thu 11am	03-03-2023 Thu 12pm	03-03-2023 Thu 1pm	03-03-2023 Thu 2pm	
Houston Pilots N - 610 Bridge	WS: 2 G:2 SSW	WS: 1 G:2 SW	WS: 1 G:1 WNW	WS: 1 G:1 NE	WS: 1 G:0 NE	WS: 0 G:0 ESE	WS: 1 G:1 E	WS: 2 G:3 SE	WS: 3 G:6 SSE	WS: 4 G:6 SE	WS: 5 G:8 SE	WS: 6 G:8 SE	WS: 7 G:9 SE	WS: 8 G:9 SE	WS: 8 G:9 SE	WS: 8 G:10 SE	WS: 6 G:10 SSE	WS: 6 G:8 SSE	WS: 6 G:6 SSE	WS: 4 G:6 SSE	WS: 4 G:6 S	WS: 3 G:5 S	WS: 2 G:4 S	WS: 2 G:4 S	WS: 1 G:2 SE	WS: 1 G:2 ESE	WS: 1 G:2 ESE	WS: 1 G:2 ENE	WS: 1 G:2 ENE	WS: 1 G:2 ENE	WS: 1 G:2 ENE	WS: 2 G:3 E	WS: 3 G:4 ESE	WS: 4 G:5 SSE	WS: 5 G:7 SSE	WS: 6 G:7 SSE	
Houston Pilots M - Kinder 1	WS: 2 G:2 SSW	WS: 2 G:2 SW	WS: 1 G:1 WNW	WS: 1 G:1 NE	WS: 1 G:0 NE	WS: 0 G:0 SE	WS: 1 G:1 ENE	WS: 2 G:3 SE	WS: 3 G:6 SSE	WS: 4 G:6 SE	WS: 5 G:7 SE	WS: 6 G:8 SE	WS: 7 G:9 SE	WS: 8 G:9 SE	WS: 8 G:9 SE	WS: 8 G:10 SE	WS: 6 G:9 SSE	WS: 6 G:8 SSE	WS: 6 G:6 SSE	WS: 4 G:6 S	WS: 3 G:5 S	WS: 3 G:5 S	WS: 2 G:4 S	WS: 2 G:4 S	WS: 1 G:2 SE	WS: 1 G:2 ESE	WS: 1 G:2 E	WS: 1 G:2 E	WS: 1 G:2 ENE	WS: 1 G:2 ENE	WS: 1 G:2 ENE	WS: 2 G:3 E	WS: 3 G:4 ESE	WS: 4 G:5 SSE	WS: 5 G:6 SSE	WS: 6 G:7 SSE	
Houston Pilots L - Greens Bayou	WS: 2 G:2 SW	WS: 2 G:2 WSW	WS: 1 G:1 NW	WS: 1 G:1 NE	WS: 1 G:0 NNE	WS: 0 G:0 S	WS: 1 G:2 NE	WS: 1 G:2 SSE	WS: 2 G:3 SE	WS: 3 G:6 SSE	WS: 4 G:6 SE	WS: 6 G:7 SE	WS: 7 G:8 SE	WS: 7 G:9 SE	WS: 8 G:9 SE	WS: 8 G:10 SE	WS: 6 G:9 SSE	WS: 6 G:7 SSE	WS: 6 G:6 SSE	WS: 5 G:5 S	WS: 4 G:5 S	WS: 3 G:5 S	WS: 3 G:4 S	WS: 2 G:4 S	WS: 1 G:3 SSE	WS: 1 G:2 ESE	WS: 1 G:2 E	WS: 1 G:2 E	WS: 1 G:2 ENE	WS: 1 G:2 ENE	WS: 1 G:2 ENE	WS: 1 G:2 ENE	WS: 2 G:3 E	WS: 3 G:4 ESE	WS: 4 G:5 SSE	WS: 5 G:6 SSE	WS: 6 G:7 SE
Houston Pilots K - Shell Crude	WS: 2 G:2 SW	WS: 1 G:2 WSW	WS: 1 G:1 NW	WS: 1 G:1 NNE	WS: 1 G:1 NNE	WS: 0 G:0 ESE	WS: 1 G:2 NE	WS: 2 G:3 SE	WS: 3 G:6 SSE	WS: 5 G:6 SE	WS: 6 G:7 SE	WS: 7 G:8 SE	WS: 8 G:10 SE	WS: 8 G:9 SE	WS: 8 G:9 SE	WS: 8 G:10 SE	WS: 6 G:8 SSE	WS: 6 G:7 SSE	WS: 6 G:6 SSE	WS: 4 G:5 S	WS: 3 G:5 S	WS: 3 G:4 S	WS: 2 G:4 S	WS: 1 G:3 SSE	WS: 1 G:2 SE	WS: 1 G:2 ESE	WS: 1 G:2 E	WS: 1 G:2 E	WS: 1 G:2 ENE	WS: 1 G:2 ENE	WS: 1 G:2 ENE	WS: 2 G:3 E	WS: 3 G:4 ESE	WS: 4 G:5 SSE	WS: 5 G:6 SSE	WS: 6 G:7 SE	
Houston Pilots J - Lynchburg Ferries	WS: 2 G:2 WSW	WS: 2 G:2 W	WS: 1 G:2 NNW	WS: 1 G:1 NNE	WS: 1 G:1 NNE	WS: 1 G:1 E	WS: 1 G:2 E	WS: 2 G:3 SSE	WS: 3 G:5 SSE	WS: 5 G:6 SE	WS: 6 G:7 SE	WS: 7 G:9 SE	WS: 8 G:10 SE	WS: 8 G:10 SE	WS: 8 G:10 SE	WS: 8 G:10 SSE	WS: 6 G:9 SSE	WS: 6 G:7 SSE	WS: 6 G:6 SSE	WS: 4 G:5 S	WS: 3 G:5 S	WS: 3 G:4 S	WS: 3 G:3 S	WS: 2 G:3 SSE	WS: 2 G:2 ESE	WS: 2 G:2 E	WS: 2 G:2 E	WS: 2 G:2 ENE	WS: 2 G:2 ENE	WS: 1 G:2 ENE	WS: 2 G:3 E	WS: 3 G:4 ESE	WS: 4 G:5 SSE	WS: 5 G:6 SSE	WS: 6 G:7 SSE		
Houston Pilots I - Exxon 3	WS: 2 G:3 WSW	WS: 2 G:2 W	WS: 1 G:2 NNW	WS: 1 G:1 NE	WS: 2 G:1 NNE	WS: 1 G:1 NE	WS: 1 G:2 E	WS: 2 G:3 SE	WS: 3 G:5 SSE	WS: 5 G:6 SSE	WS: 6 G:7 SSE	WS: 8 G:9 SSE	WS: 8 G:10 SSE	WS: 8 G:10 SSE	WS: 8 G:10 SSE	WS: 8 G:10 SSE	WS: 6 G:9 SSE	WS: 6 G:8 SSE	WS: 5 G:6 SSE	WS: 4 G:6 SSE	WS: 4 G:5 S	WS: 3 G:4 S	WS: 3 G:3 S	WS: 2 G:3 S	WS: 2 G:3 SE	WS: 2 G:2 E	WS: 2 G:2 E	WS: 2 G:2 ENE	WS: 1 G:2 ENE	WS: 2 G:3 ENE	WS: 1 G:3 ENE	WS: 3 G:4 ESE	WS: 4 G:5 SSE	WS: 5 G:6 SSE	WS: 6 G:7 SSE	WS: 8 G:8 SSE	
Houston Pilots H - Morgans Point	WS: 2 G:3 WSW	WS: 2 G:3 W	WS: 2 G:2 NW	WS: 1 G:2 SE	WS: 2 G:2 NNE	WS: 1 G:2 NNE	WS: 1 G:2 NE	WS: 2 G:3 SE	WS: 3 G:5 SSE	WS: 4 G:6 SSE	WS: 6 G:8 SSE	WS: 7 G:9 SSE	WS: 8 G:10 SSE	WS: 8 G:11 SSE	WS: 8 G:11 SSE	WS: 7 G:10 SSE	WS: 6 G:9 SSE	WS: 6 G:8 SSE	WS: 5 G:7 SSE	WS: 4 G:6 S	WS: 3 G:5 SSE	WS: 3 G:4 S	WS: 2 G:4 S	WS: 2 G:4 S	WS: 2 G:4 G:3	WS: 2 G:3 ESE	WS: 2 G:3 E	WS: 2 G:3 ENE	WS: 2 G:3 ENE	WS: 2 G:3 ENE	WS: 2 G:3 ENE	WS: 3 G:4 ESE	WS: 4 G:5 SSE	WS: 5 G:6 SSE	WS: 6 G:7 SSE	WS: 8 G:8 SSE	
Houston Pilots G - 75/76	WS: 3 G:4 WSW	WS: 3 G:4 W	WS: 3 G:4 NW	WS: 2 G:3 WNW	WS: 2 G:3 NNE	WS: 2 G:3 NE	WS: 2 G:3 NE	WS: 2 G:4 ESE	WS: 3 G:5 SSE	WS: 4 G:7 SE	WS: 6 G:8 SE	WS: 7 G:9 SE	WS: 8 G:11 SE	WS: 8 G:11 SE	WS: 8 G:11 SE	WS: 7 G:10 SSE	WS: 6 G:9 SSE	WS: 6 G:8 SSE	WS: 5 G:7 SSE	WS: 4 G:6 S	WS: 3 G:5 S	WS: 3 G:4 S	WS: 3 G:3 S	WS: 2 G:4 S	WS: 2 G:3 SSE	WS: 2 G:3 SSE	WS: 2 G:4 ESE	WS: 2 G:4 ENE	WS: 3 G:4 ENE	WS: 3 G:5 ENE	WS: 4 G:6 ENE	WS: 5 G:7 E	WS: 6 G:8 SE	WS: 7 G:8 SE	WS: 8 G:9 SE		
Houston Pilots F - 63/64	WS: 3 G:5 WSW	WS: 3 G:4 W	WS: 3 G:4 NW	WS: 2 G:3 WSW	WS: 2 G:3 NNE	WS: 3 G:4 NE	WS: 2 G:4 ENE	WS: 2 G:4 ESE	WS: 3 G:5 SE	WS: 4 G:6 SE	WS: 5 G:8 SE	WS: 7 G:9 SE	WS: 8 G:11 SE	WS: 8 G:11 SSE	WS: 8 G:11 SSE	WS: 7 G:10 SSE	WS: 7 G:9 SSE	WS: 6 G:8 SSE	WS: 6 G:7 SSE	WS: 5 G:6 SSE	WS: 4 G:5 S	WS: 3 G:5 S	WS: 3 G:4 S	WS: 4 G:6 S	WS: 3 G:5 S	WS: 3 G:5 SSE	WS: 3 G:5 SSE	WS: 3 G:5 ESE	WS: 3 G:5 E	WS: 4 G:6 ENE	WS: 4 G:6 ENE	WS: 4 G:6 ENE	WS: 5 G:7 E	WS: 6 G:8 SE	WS: 7 G:8 SE	WS: 8 G:9 SE	
Houston Pilots E - 51/52	WS: 3 G:5 WSW	WS: 3 G:4 WNW	WS: 3 G:4 NNW	WS: 2 G:3 ESE	WS: 3 G:4 NNE	WS: 3 G:4 NE	WS: 3 G:4 ENE	WS: 3 G:4 E	WS: 3 G:5 SE	WS: 4 G:6 SE	WS: 5 G:7 SE	WS: 7 G:9 SSE	WS: 8 G:10 SSE	WS: 8 G:10 SSE	WS: 8 G:10 SSE	WS: 7 G:10 SSE	WS: 7 G:9 SSE	WS: 6 G:8 SSE	WS: 6 G:7 SSE	WS: 5 G:6 SSE	WS: 4 G:5 S	WS: 3 G:5 SSE	WS: 3 G:4 S	WS: 4 G:6 S	WS: 4 G:6 S	WS: 3 G:5 SSE	WS: 3 G:5 SE	WS: 3 G:5 E	WS: 4 G:6 ENE	WS: 4 G:6 ENE	WS: 4 G:6 ENE	WS: 5 G:7 E	WS: 6 G:8 ESE	WS: 7 G:8 SE	WS: 8 G:9 SE		
Houston Pilots D - 37/38	WS: 3 G:5 SW	WS: 3 G:4 W	WS: 3 G:4 NNW	WS: 3 G:4 NNE	WS: 3 G:4 NNE	WS: 3 G:4 NE	WS: 3 G:4 ENE	WS: 3 G:4 E	WS: 3 G:5 SE	WS: 4 G:6 SE	WS: 5 G:7 SE	WS: 6 G:8 SE	WS: 8 G:9 SSE	WS: 8 G:10 SSE	WS: 7 G:10 SSE	WS: 7 G:9 SSE	WS: 6 G:8 SSE	WS: 6 G:8 SSE	WS: 6 G:7 SSE	WS: 5 G:6 SSE	WS: 4 G:5 SSE	WS: 3 G:4 S	WS: 3 G:3 SSE	WS: 3 G:3 SSE	WS: 3 G:3 SSE	WS: 3 G:3 SSE	WS: 3 G:3 SSE	WS: 4 G:6 ENE	WS: 4 G:6 ENE	WS: 4 G:6 ENE	WS: 5 G:7 E	WS: 6 G:8 ESE	WS: 7 G:8 ESE	WS: 8 G:9 SE			
Houston Pilots C - 25/26	WS: 3 G:4 SSW	WS: 3 G:4 WSW	WS: 3 G:4 NNW	WS: 3 G:3 NNE	WS: 3 G:3 NNE	WS: 3 G:4 NNE	WS: 3 G:4 ENE	WS: 3 G:4 E	WS: 3 G:5 SE	WS: 4 G:6 SE	WS: 5 G:8 SE	WS: 7 G:9 SE	WS: 7 G:9 SSE	WS: 7 G:9 SSE	WS: 7 G:9 SSE	WS: 6 G:9 SSE	WS: 6 G:8 SSE	WS: 6 G:8 SSE	WS: 5 G:7 SSE	WS: 4 G:6 SSE	WS: 3 G:5 SSE	WS: 3 G:4 S	WS: 3 G:3 SSE	WS: 3 G:3 SSE	WS: 4 G:6 S	WS: 4 G:6 S	WS: 3 G:5 SSE	WS: 3 G:4 SE	WS: 3 G:4 SE	WS: 4 G:5 ENE	WS: 5 G:6 ENE	WS: 6 G:7 E	WS: 7 G:8 ESE	WS: 8 G:9 ESE			
Houston Pilots B - 11/12	WS: 3 G:4 SSW	WS: 3 G:4 SW	WS: 3 G:4 NNW	WS: 2 G:3 NNE	WS: 3 G:3 NNE	WS: 3 G:4 NNE	WS: 3 G:4 NE	WS: 3 G:4 E	WS: 3 G:5 SE	WS: 4 G:6 SE	WS: 5 G:6 SE	WS: 7 G:8 SE	WS: 7 G:9 SE	WS: 7 G:9 SSE	WS: 7 G:9 SSE	WS: 6 G:8 SSE	WS: 6 G:8 SSE	WS: 6 G:7 SSE	WS: 5 G:6 SSE	WS: 4 G:5 SSE	WS: 3 G:4 S	WS: 3 G:3 SSE	WS: 3 G:3 SSE	WS: 4 G:6 S	WS: 4 G:6 S	WS: 3 G:5 SSE	WS: 3 G:5 ESE	WS: 4 G:6 ENE	WS: 4 G:6 ENE	WS: 5 G:7 E	WS: 6 G:8 E	WS: 7 G:8 E	WS: 8 G:9 ESE	WS: 9 G:10 ESE			
Houston Pilots A - 1 & 2 Bravo	WS: 3 G:5 SSW	WS: 3 G:5 SSW	WS: 3 G:4 WNW	WS: 2 G:3 NNE	WS: 2 G:3 G:3	WS: 3 G:4 NE	WS: 3 G:5 NE	WS: 4 G:4 E	WS: 3 G:5 ESE	WS: 4 G:6 SE	WS: 5 G:6 SE	WS: 6 G:8 SE	WS: 6 G:8 SE	WS: 6 G:8 SE	WS: 7 G:8 SE	WS: 7 G:9 SE	WS: 7 G:8 SE	WS: 7 G:8 SSE	WS: 7 G:8 SSE	WS: 6 G:8 SSE	WS: 5 G:7 SSE	WS: 4 G:6 SSE	WS: 3 G:5 SSE	WS: 3 G:5 SSE	WS: 4 G:6 G:7	WS: 4 G:6 G:7	WS: 5 G:6 G:6	WS: 5 G:6 G:6	WS: 5 G:6 G:6	WS: 6 G:7 ENE	WS: 6 G:8 G:8	WS: 7 G:9 G:9	WS: 8 G:10 ESE				

See slides below for official thoughts on winds.

# Houston Pilots Extended Range Visibility Report



## Saturday, 3/5/22

Patchy reduced visibilities/mist would be possible for more northerly stations as showers start to filter in. However, currently not anticipating fog Sat AM.

### Confidence



## Monday, 3/7/22

Given continued onshore flow, potential reduced visibilities would need to be watched on Monday as well. Slightly elevated winds may be able to limit widespread development of fog. **Low confidence the next several days on fog potential as data is not in much support of fog, but the atmospheric conditions would at least keep the potential at play.**

### Confidence



## Sunday, 3/6/22

Patchy fog/reduced visibilities looks to be possible Sun AM. Elevated winds could mitigate some fog if it were to develop.

### Confidence



### Daily Fog Chance

Saturday AM	Possible
Sunday AM	Possible
Monday AM	Possible



## Forecast Discussion

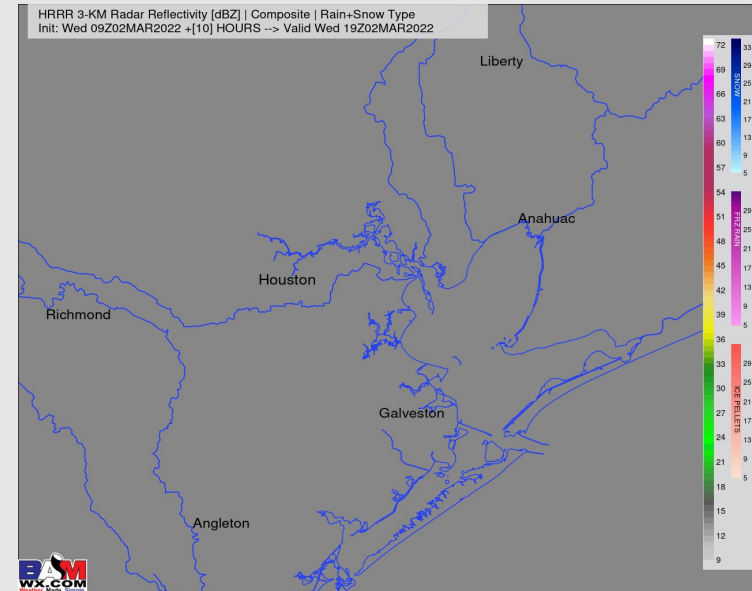
**Precip:** No precip is anticipated today.

**Wind:** Sustained winds are calm this AM and will be variable in direction. For the PM hours, sustained winds are 3-8 MPH and veer out of the SE.

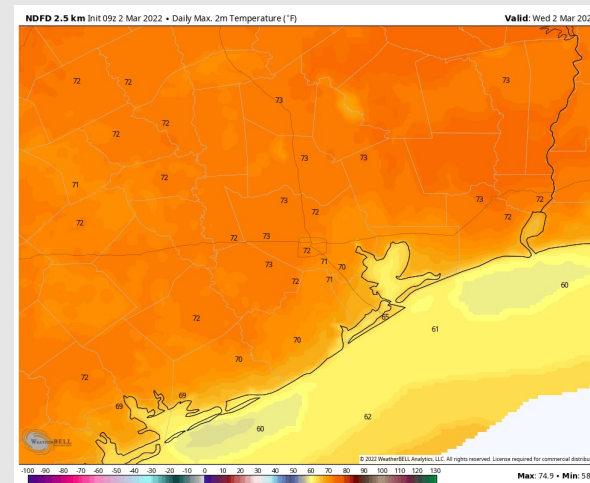
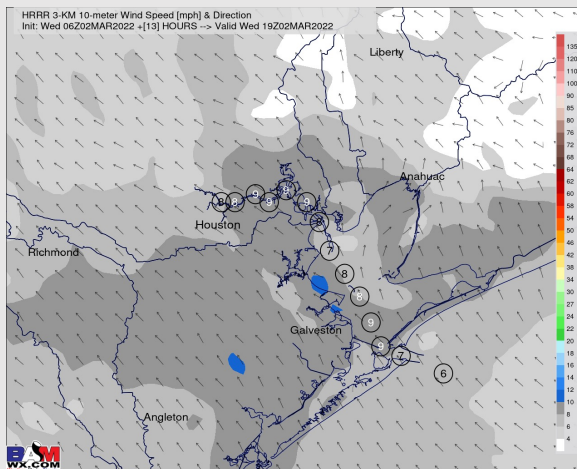
**Temps:** Highs look to be in the upper 60s F.

**Visibility:** A few isolated instances of limited visibility have been noted this morning across the area- any reduced visibility would lift by ~9 AM.

## Precip Forecast: 2 PM CT



Wind Speed  
1 PM CT



High Temps  
Today

# Houston Pilots: *Thu. 3/3/2022*

## Forecast Discussion

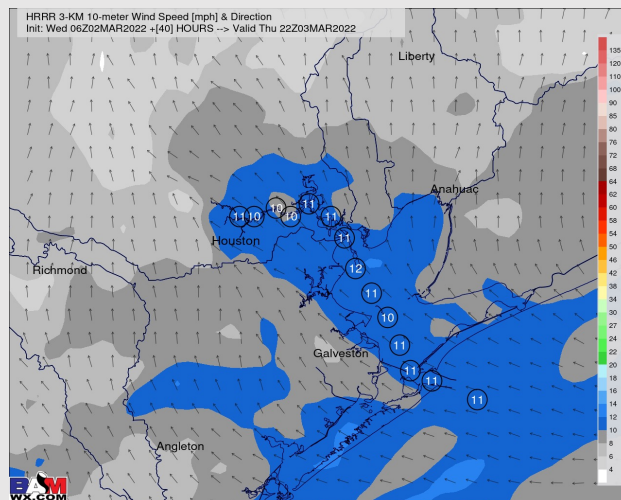
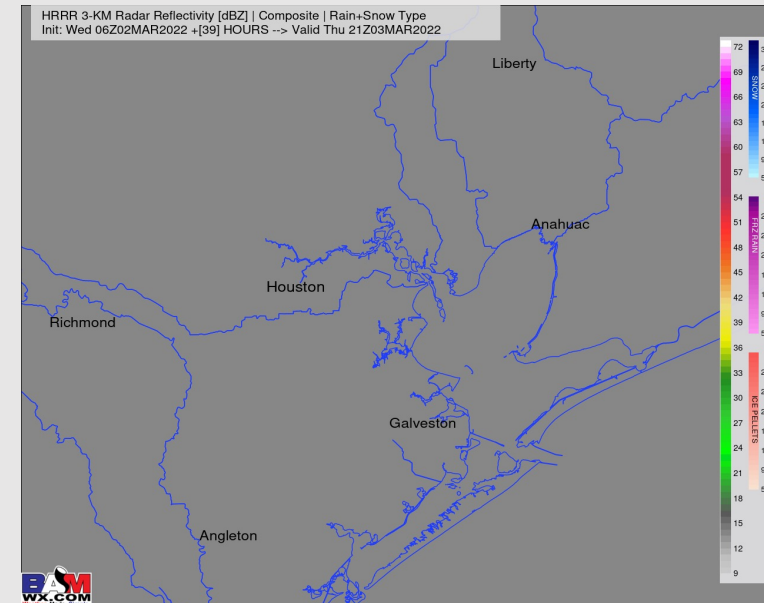
**Precip:** Dry conditions continue on Thursday.

**Wind:** Sustained winds continue 3-8 MPH out of the SE for Thursday morning. After ~noon, sustained winds increase slowly to 8-13 MPH out of the ESE with a few gusts 13-18 MPH for the rest of the day.

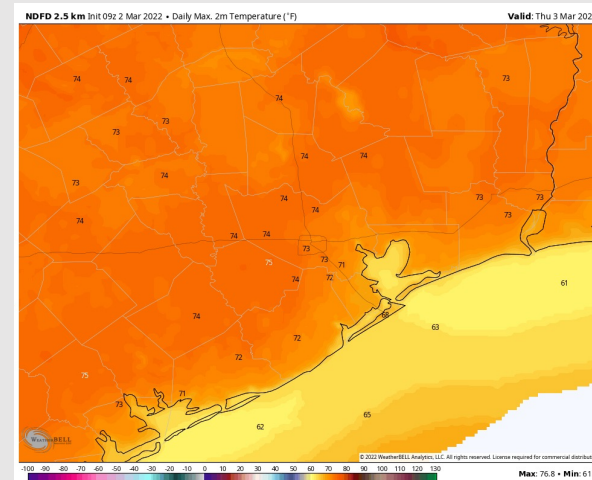
**Temps:** High temps on Thursday look to get into the upper 60s to low 70s F.

**Visibility:** Low confidence of fog/reduced visibility signal for Thursday morning, but cannot fully rule out a few patchy instances of limited visibility in the 5-9 AM timeframe Thursday. This will certainly need to be fine tuned with the PM update given a lack of data consistency.

## Precip Forecast: 3 PM CT



**Wind Speed:**  
4 PM CT



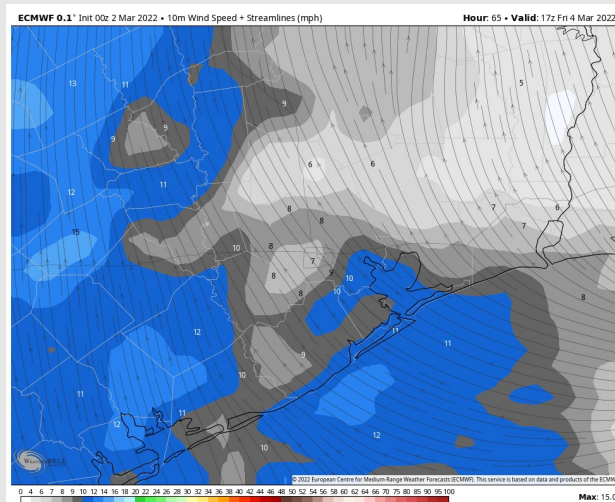
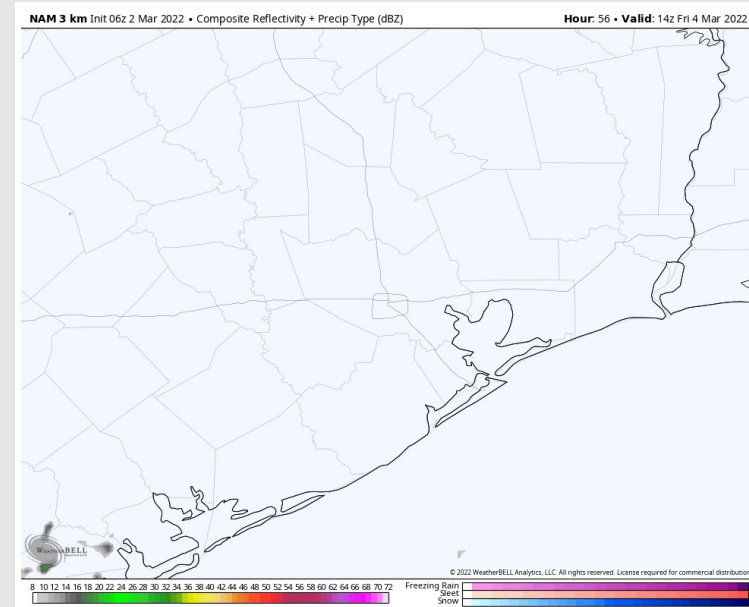
**High Temps**  
**Thursday**

# Houston Pilots: *Fri. 3/4/2022*

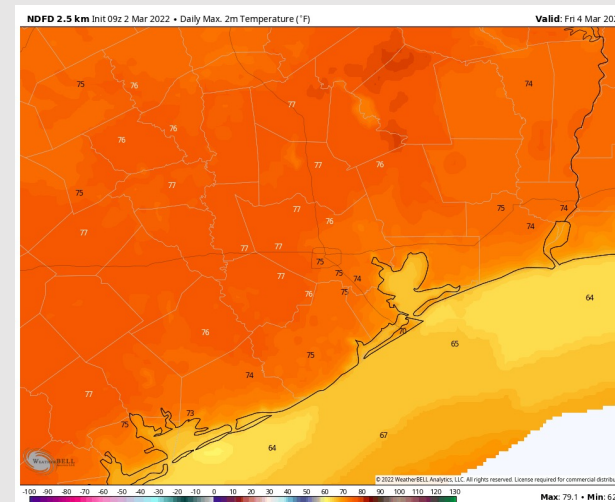
## Forecast Discussion

**Precip:** Quieter weather is favored into Friday.  
**Wind:** A SE wind of 5-10 MPH is favored to continue much of Friday.  
**Temps:** Friday's highs look to top out right around 70F, slightly warmer closer to the HOU metro.  
**Visibility:** Given the continued SE flow and increased moisture, patchy fog cannot be ruled out for Friday AM. More details as we get within hi-resolution model guidance.

## Precip Forecast: 8 AM CT



Wind Speed  
11 AM CT



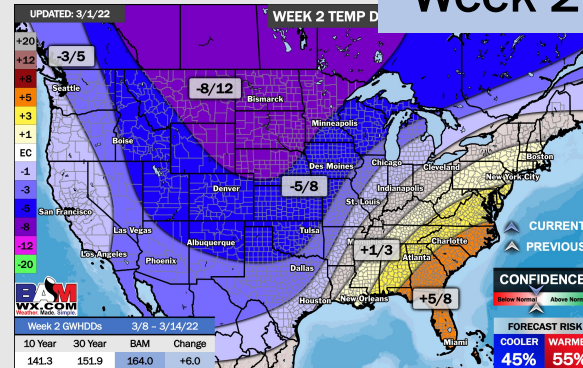
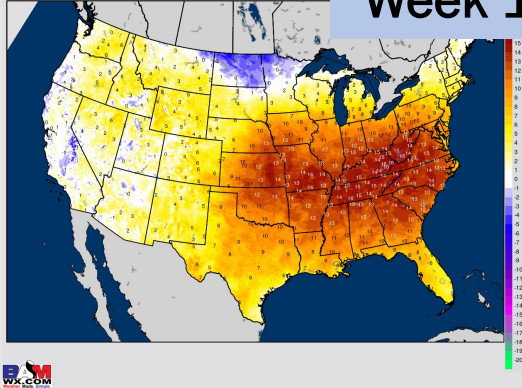
High Temps  
Friday



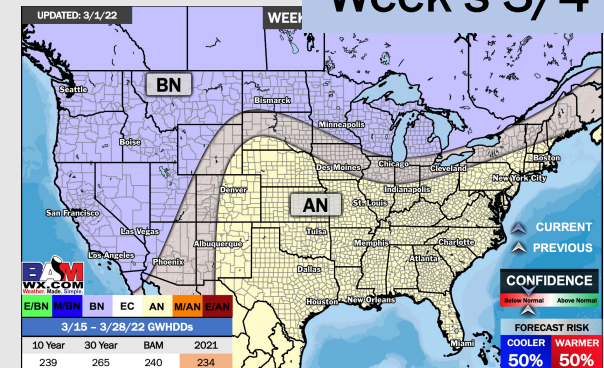
# Houston Pilots: 3/2/22

BAMCast Average Temperature Anomaly [°F]  
7-DAY AVG for Tue 01MAR2022 thru Mon 07MAR2022 Days 1 to 7

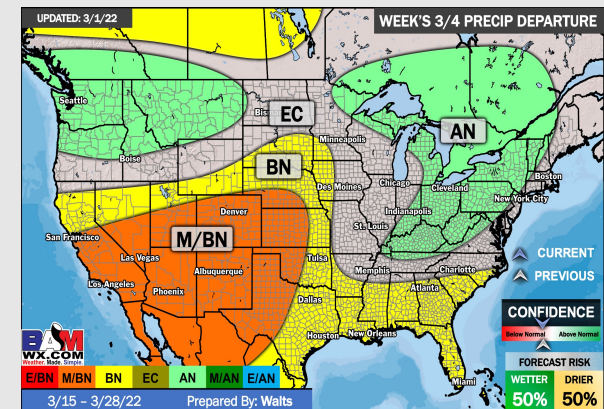
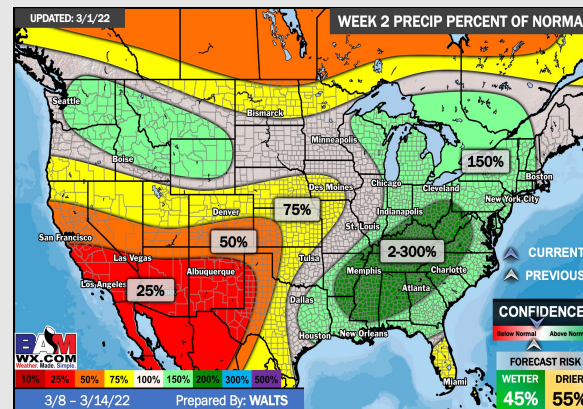
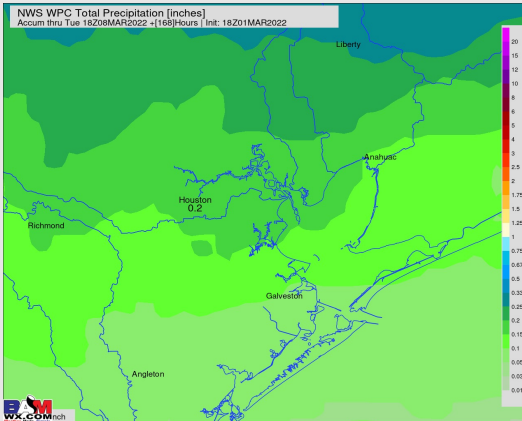
## Week 1



## Week's 3/4



NWS WPC Total Precipitation [inches]  
Accum thru Tue 18/02MAR2022 - 11:00 hours | Init: 18/02MAR2022



- Anticipating overall dry conditions for this week. Precip chances look to come back in towards the end of the weekend and into the next work week. Temps average out above normal this week.
- The week 2 timeframe is expected to have slightly below normal risks for temperatures and near normal to slightly above normal risks for precipitation.
- Right now, we are favoring slightly above normal temperatures and slightly below normal risks for precip for the weeks 3 / 4 timeframe.