

Houston Pilots Forecast Package



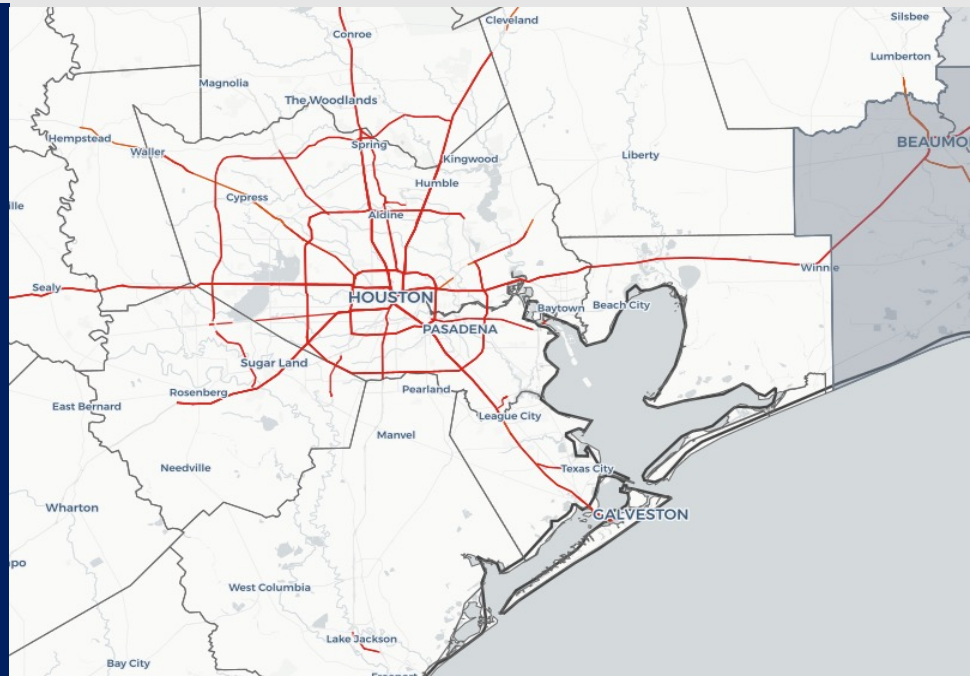
Updated: 5:00 AM CT

Wednesday, February 9, 2022

Forecaster: Vince Bryan

Weather Headlines

- Dry conditions are favored through Saturday PM before minor precip chances are possible.
- A few chances of patchy, “inland” fog look possible the next few morning’s, however this threat currently looks rather minimal to our stations.
- Calm/light winds are favored to continue for the next few days.
- Next front works through Saturday PM and brings minor precip chances + elevated NW winds for Sat night/ Sun AM



Radar/ NWS Alerts: 5:00 AM CT



As always, please do not hesitate to reach out to us with any forecast questions via the chat option on the Weather Porthole or our on-call number, **(317)-560-8122** press 1 for forecast questions.

Houston Pilots Visibility Report



Time	02-10-2022 Thu 3am	02-10-2022 Thu 4am	02-10-2022 Thu 5am	02-10-2022 Thu 6am	02-10-2022 Thu 7am	02-10-2022 Thu 8am	02-10-2022 Thu 9am	02-10-2022 Thu 10am	02-10-2022 Thu 11am	02-10-2022 Thu 12pm	02-10-2022 Thu 1pm	02-10-2022 Thu 2pm	02-10-2022 Thu 3pm	02-10-2022 Thu 4pm	02-10-2022 Thu 5pm	02-10-2022 Thu 6pm	02-10-2022 Thu 7pm	02-10-2022 Thu 8pm	02-10-2022 Thu 9pm	02-10-2022 Thu 10pm	02-10-2022 Thu 11pm	02-11-2022 Fri 12am	02-11-2022 Fri 1am	02-11-2022 Fri 2am	02-11-2022 Fri 3am	02-11-2022 Fri 4am	02-11-2022 Fri 5am	02-11-2022 Fri 6am	02-11-2022 Fri 7am	02-11-2022 Fri 8am	02-11-2022 Fri 9am	02-11-2022 Fri 10am	02-11-2022 Fri 11am	02-11-2022 Fri 12pm	02-11-2022 Fri 1pm	02-11-2022 Fri 2pm
Houston Pilots N - 610 Bridge	10.000	10.000	10.000	10.000	10.000	10.000	10.000	10.000	10.000	10.000	10.000	10.000	10.000	10.000	10.000	10.000	10.000	10.000	10.000	10.000	10.000	10.000	10.000	10.000	10.000	9.858	8.321	6.855	6.479	6.910	10.000	10.000	10.000	10.000	10.000	10.000
Houston Pilots M - Kinder 1	10.000	10.000	10.000	10.000	10.000	10.000	10.000	10.000	10.000	10.000	10.000	10.000	10.000	10.000	10.000	10.000	10.000	10.000	10.000	10.000	10.000	10.000	10.000	10.000	10.000	9.777	8.088	6.573	6.154	6.882	10.000	10.000	10.000	10.000	10.000	10.000
Houston Pilots L - Greens Bayou	10.000	10.000	10.000	10.000	9.984	10.000	10.000	10.000	10.000	10.000	10.000	10.000	10.000	10.000	10.000	10.000	10.000	10.000	10.000	10.000	10.000	10.000	10.000	10.000	10.000	9.758	8.078	6.376	5.881	6.863	10.000	10.000	10.000	10.000	10.000	10.000
Houston Pilots K - Shell Crude	10.000	10.000	10.000	10.000	9.890	10.000	10.000	10.000	10.000	10.000	10.000	10.000	10.000	10.000	10.000	10.000	10.000	10.000	10.000	10.000	10.000	10.000	10.000	10.000	10.000	9.567	7.392	5.537	5.113	6.792	10.000	10.000	10.000	10.000	10.000	10.000
Houston Pilots J - Lynchburg Ferries	10.000	10.000	10.000	10.000	9.953	10.000	10.000	10.000	10.000	10.000	10.000	10.000	10.000	10.000	10.000	10.000	10.000	10.000	10.000	10.000	10.000	10.000	10.000	10.000	10.000	9.683	7.938	6.026	5.438	6.829	10.000	10.000	10.000	10.000	10.000	10.000
Houston Pilots I - Exxon 3	10.000	10.000	10.000	9.947	9.569	9.635	10.000	10.000	10.000	10.000	10.000	10.000	10.000	10.000	10.000	10.000	10.000	10.000	10.000	9.978	9.930	9.930	9.930	9.930	9.886	9.414	7.386	5.462	4.741	6.768	10.000	10.000	10.000	10.000	10.000	10.000
Houston Pilots H - Morgans Point	10.000	10.000	10.000	9.494	8.919	9.064	10.000	10.000	10.000	10.000	10.000	10.000	10.000	10.000	10.000	10.000	10.000	10.000	10.000	9.770	9.723	9.723	9.723	9.723	9.626	9.127	7.078	5.287	4.656	6.881	9.992	10.000	10.000	10.000	10.000	10.000
Houston Pilots G - 75/76	10.000	10.000	10.000	8.877	8.014	8.373	10.000	10.000	10.000	10.000	10.000	10.000	10.000	10.000	10.000	10.000	10.000	10.000	10.000	9.516	9.507	9.507	9.507	9.507	9.278	8.761	6.683	5.099	4.751	6.824	9.650	10.000	10.000	10.000	10.000	10.000
Houston Pilots F - 63/64	10.000	10.000	10.000	8.316	7.165	7.672	10.000	10.000	10.000	10.000	10.000	10.000	10.000	10.000	10.000	10.000	10.000	10.000	10.000	9.335	9.335	9.335	9.335	9.312	9.016	8.583	7.138	5.971	5.739	6.611	9.170	10.000	10.000	10.000	10.000	10.000
Houston Pilots E - 51/52	10.000	10.000	10.000	7.909	6.432	6.796	10.000	10.000	10.000	10.000	10.000	10.000	10.000	10.000	10.000	10.000	10.000	10.000	9.731	9.280	9.280	9.280	9.258	9.204	8.918	8.473	7.681	6.366	6.054	6.269	8.642	10.000	10.000	10.000	10.000	10.000
Houston Pilots D - 37/38	10.000	10.000	10.000	7.884	6.160	6.204	10.000	10.000	10.000	10.000	10.000	10.000	10.000	10.000	10.000	10.000	10.000	10.000	9.368	9.354	9.354	9.354	9.237	9.168	8.813	8.307	7.735	6.249	5.539	5.566	8.185	10.000	10.000	10.000	10.000	10.000
Houston Pilots C - 25/26	10.000	10.000	10.000	7.804	6.048	5.815	9.886	10.000	10.000	10.000	10.000	10.000	10.000	10.000	10.000	10.000	10.000	10.000	9.296	9.340	9.296	9.296	9.141	9.069	8.780	8.416	8.104	6.776	6.135	5.922	8.038	9.592	10.000	10.000	10.000	10.000
Houston Pilots B - 11/12	10.000	10.000	9.735	7.257	5.482	5.053	9.350	10.000	10.000	10.000	10.000	10.000	10.000	10.000	10.000	10.000	10.000	10.000	9.420	9.609	9.198	9.191	9.028	8.975	8.794	8.610	8.399	7.713	7.057	6.792	8.088	9.102	9.975	10.000	10.000	10.000
Houston Pilots A - 1 & 2 Bravo	10.000	9.986	8.620	6.483	5.143	4.706	8.233	10.000	10.000	10.000	10.000	10.000	10.000	10.000	10.000	10.000	10.000	10.000	10.000	10.000	10.000	9.029	8.988	8.984	8.945	8.910	8.866	8.824	8.570	8.317	8.341	8.649	9.051	8.938	9.391	9.268

Houston Pilots Extended Range Visibility Report



Sunday, 2/13/22

Not anticipating fog on Sunday with elevated northerly winds.

Confidence

Above
Normal

Below
Normal

Monday, 2/14/22

Not anticipating fog on Monday with an unfavorable wind.

Confidence

Above
Normal

Below
Normal

Tuesday, 2/15/22

Tuesday fog is not currently favored, but may need to keep an eye on things mid week for at least slightly better potential for a fog setup.

Confidence

Above
Normal

Below
Normal

Daily Fog Chance

Sunday AM

Unlikely

Monday AM

Unlikely

Tuesday AM

Unlikely

Houston Pilots: *Thu. 2/9/2022*

Forecast Discussion

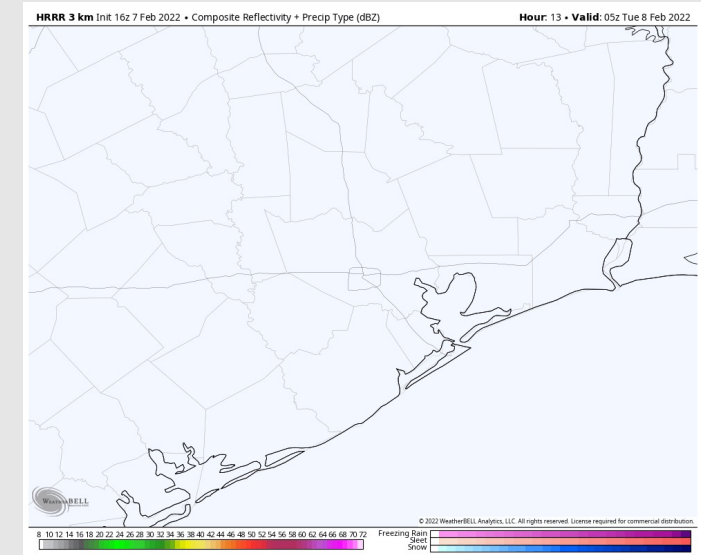
Precip: No precip concerns expected today.

Wind: Winds will be variable out through about midday at 3-8 MPH. Winds the back half of the day will be from the SSW at 5-10 MPH sustained, gusts locally higher.

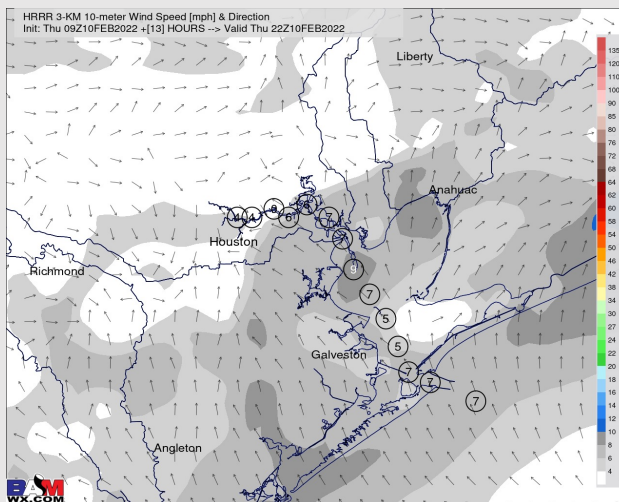
Temps: Highs work into the lower to mid 60s. ~70F are favored North of the stations.

Visibility: A very patchy instance of fog drifting over a station or two north of 37/38 cannot be 100% ruled out through ~8 AM, but impacts are not currently favored.

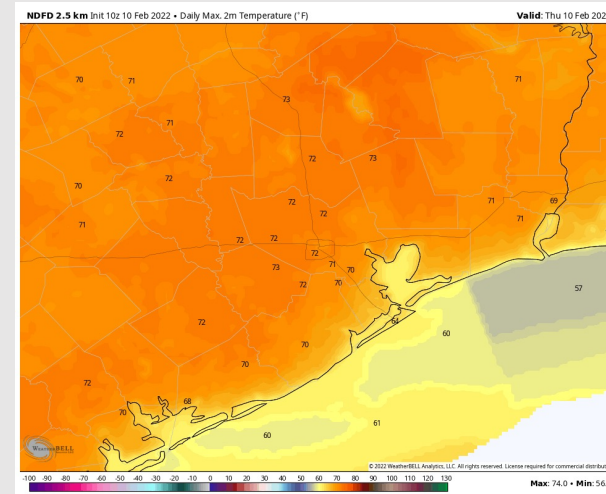
Precip Forecast: 1 PM CT



Wind Speed:
4 PM CT



High Temps

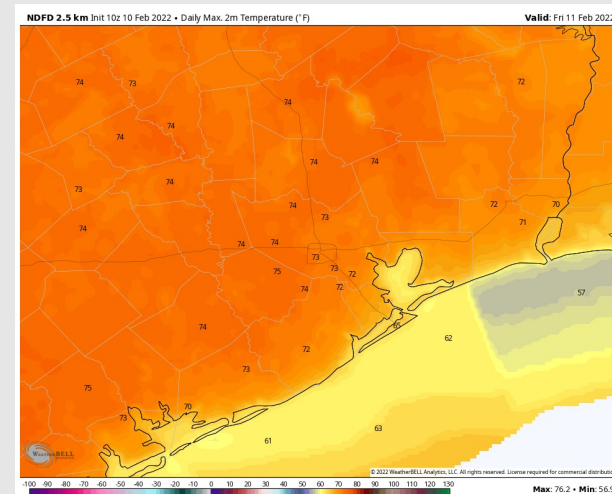
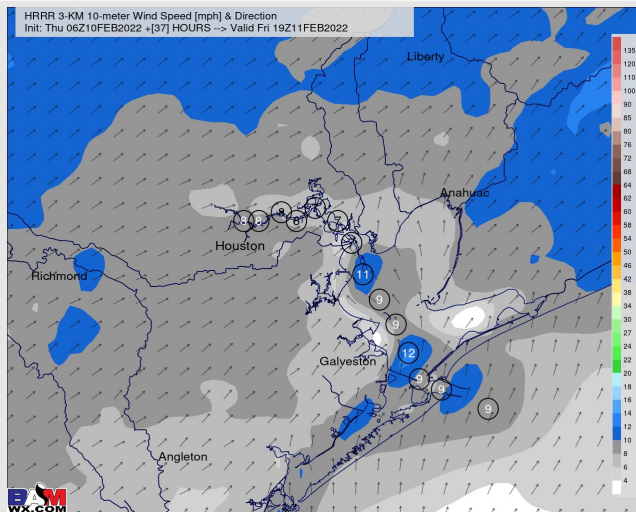
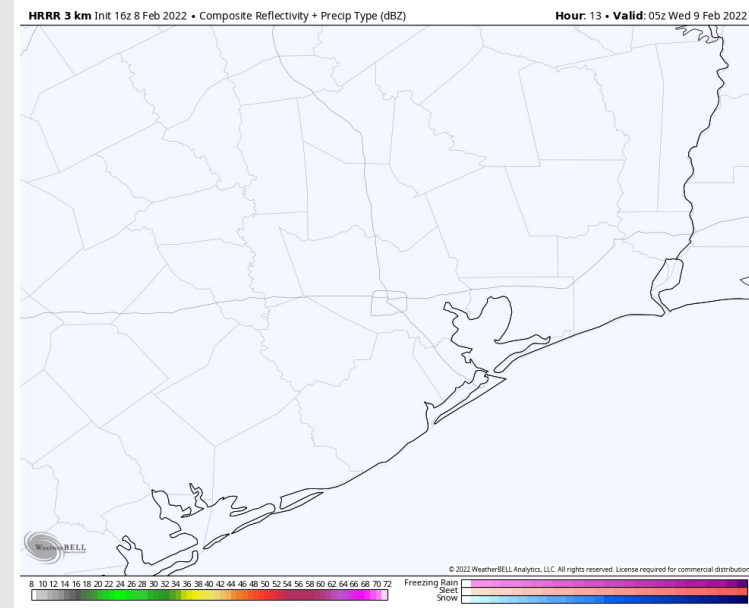


Houston Pilots: *Fri. 2/10/2022*

Forecast Discussion

Precip: Friday will not see any rain issues.
Wind: Winds most of Friday come from the SW at 5-10 MPH with gusts to 15 MPH possible.
Temps: Highs will be similar to the next couple days, sitting in the lower to mid 60s.
Visibility: Friday AM may be another morning for patchy fog further inland, but currently do not see a threat for the stations.

Precip Forecast: 4 PM CT



Houston Pilots: Sat. 2/11/2022

Forecast Discussion

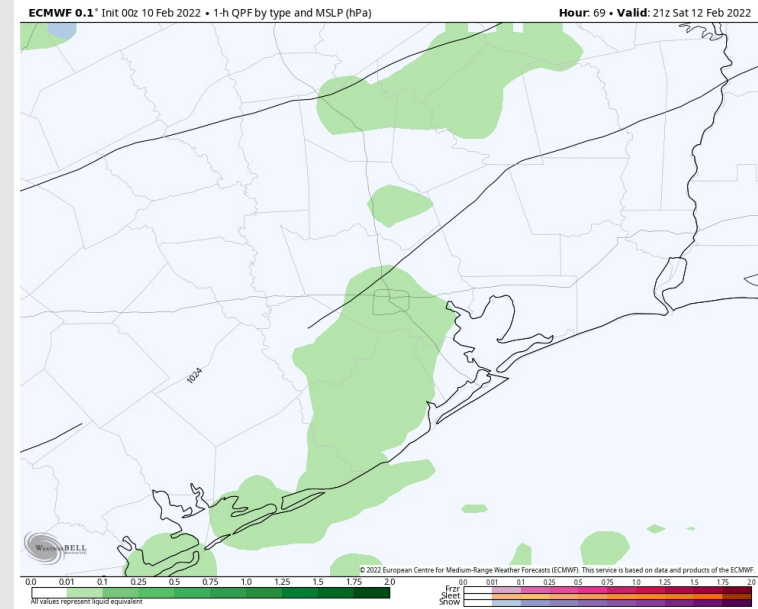
Precip: Our anticipated cold front will swing thru the area Saturday PM and bring with it a low end chance for a few showers. Moisture does not look very good with this wave and most data struggles to push rain to the coast, so for now will go ~20-30% into the PM hours of Sat.

Wind: Winds start out from the S before turning Easterly by 8 AM at 5-10 MPH. Winds turn more out of the NE at 8-13 MPH sustained through 5 PM before a N shift at 15-25 MPH sustained through the evening (gusts 25-35).

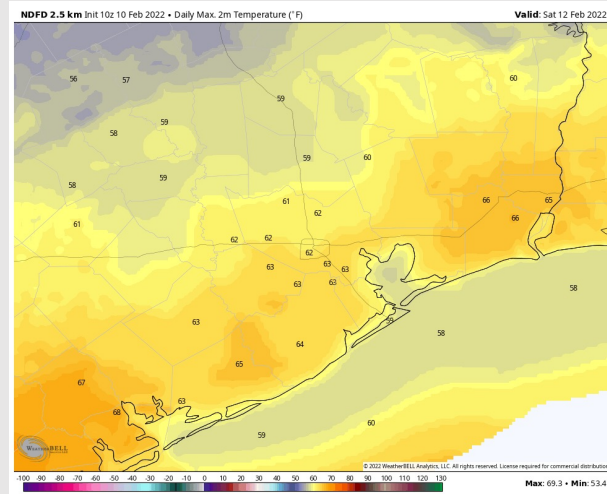
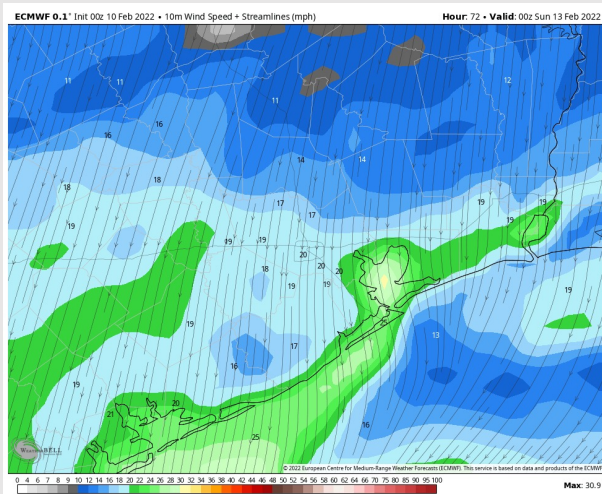
Temps: Highs likely only top out around the lower 60s.

Visibility: Saturday AM out ahead of the front will once again provide another opportunity for patchy fog that primarily affects areas inland vs over water. Sea fog is not favored.

Precip Forecast: 11 PM CT



Wind Speed
6 PM CT

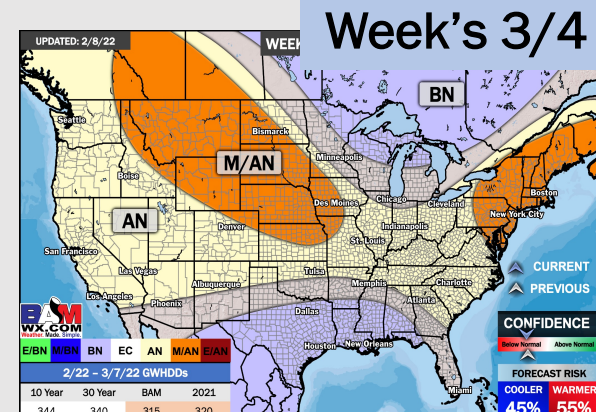
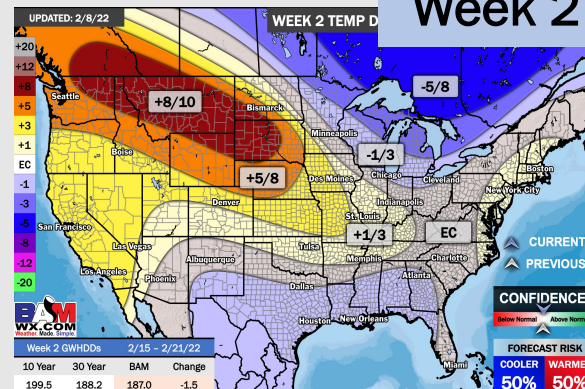
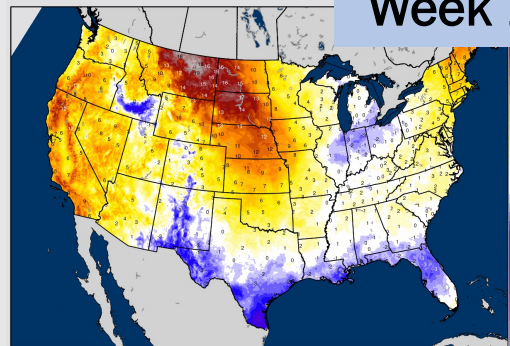


High Temps
Saturday

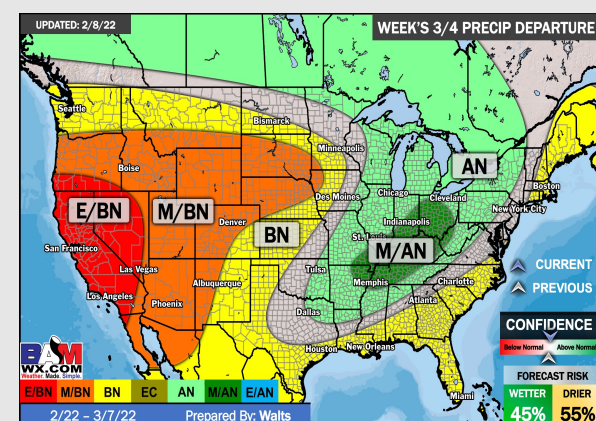
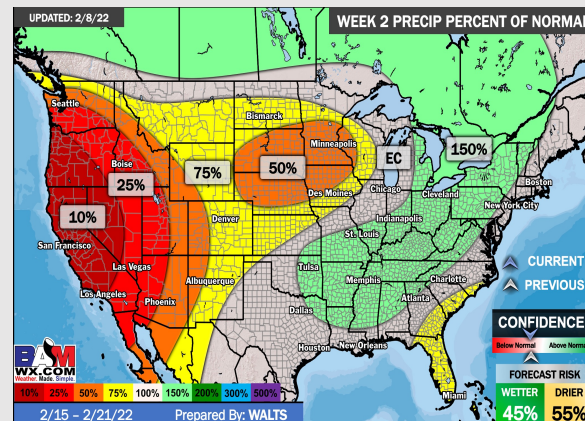
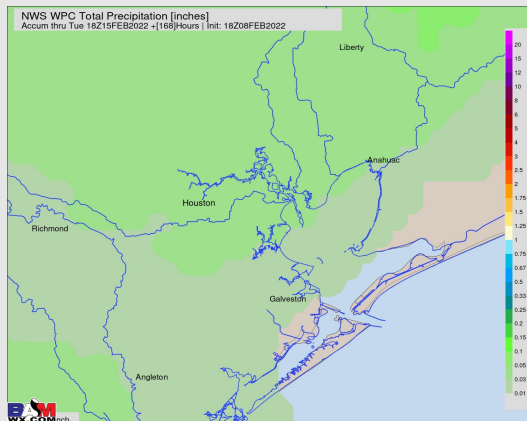
Houston Pilots: 2/9/22

BAMCast Average Temperature Anomaly [°F]
7-DAY AVG for Tue 08FEB2022 thru Mon 14FEB2022 Days 1 to 7

Week 1



NWS WPC Total Precipitation [inches]
Accum thru Tue 14FEB2022 -1160(hours) Init: 18208FEB2022



- Dry conditions are favored for at least the next several days. Temps average out slightly below normal this week.
- The week 2 timeframe is expected to have below normal risks for temperatures and near normal to slightly above normal risks for precip.
- Right now, we are favoring slightly below normal temperatures and slightly below normal risks for precip for the weeks 3-4 timeframe.