

# Houston Pilots Forecast Package



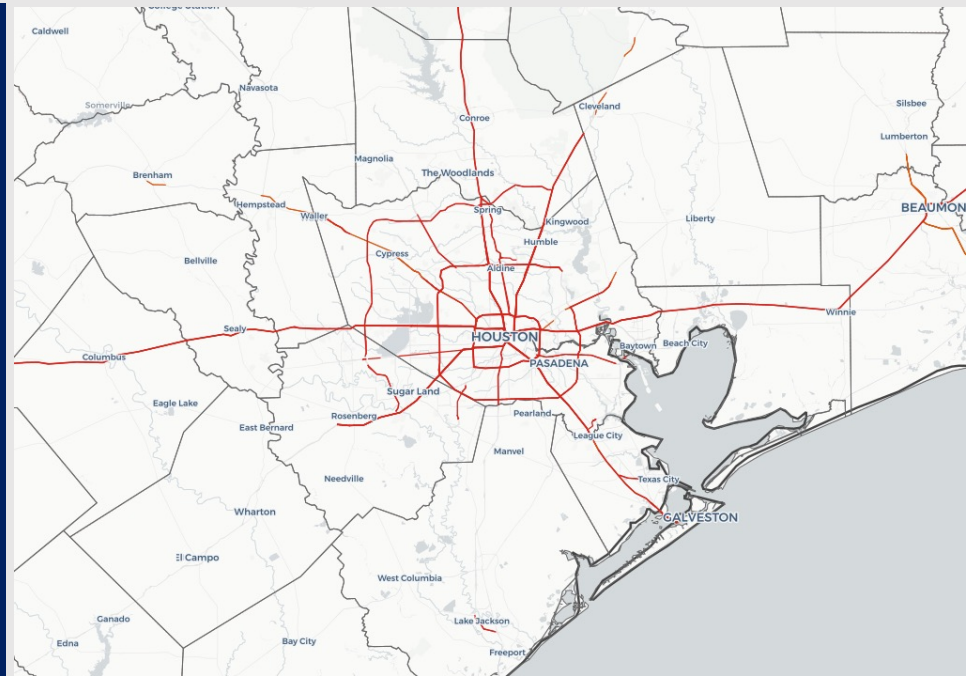
Updated: 5:00 AM CT

Wednesday, February 9, 2022

Forecaster: Vince Bryan

## Weather Headlines

- Dry conditions are favored for at least the next several days.
- A few chances of patchy, “inland” fog look possible the next few morning’s, however this threat currently looks rather minimal to our stations.
- Calm/light winds are favored to continue for the next few days.
- Next front works through Saturday PM and brings minor precip chances + elevated NW winds for Sat night/ Sun AM



**Radar/ NWS Alerts: 5:00 AM CT**



As always, please do not hesitate to reach out to us with any forecast questions via the chat option on the Weather Porthole or our on-call number, **(317)-560-8122** press 1 for forecast questions.

# Houston Pilots Visibility Report



Time	02-09-2022 Wed 3am	02-09-2022 Wed 4am	02-09-2022 Wed 5am	02-09-2022 Wed 6am	02-09-2022 Wed 7am	02-09-2022 Wed 8am	02-09-2022 Wed 9am	02-09-2022 Wed 10am	02-09-2022 Wed 11am	02-09-2022 Wed 12pm	02-09-2022 Wed 1pm	02-09-2022 Wed 2pm	02-09-2022 Wed 3pm	02-09-2022 Wed 4pm	02-09-2022 Wed 5pm	02-09-2022 Wed 6pm	02-09-2022 Wed 7pm	02-09-2022 Wed 8pm	02-09-2022 Wed 9pm	02-09-2022 Wed 10pm	02-09-2022 Wed 11pm	02-10-2022 Thu 12am	02-10-2022 Thu 1am	02-10-2022 Thu 2am	02-10-2022 Thu 3am	02-10-2022 Thu 4am	02-10-2022 Thu 5am	02-10-2022 Thu 6am	02-10-2022 Thu 7am	02-10-2022 Thu 8am	02-10-2022 Thu 9am	02-10-2022 Thu 10am	02-10-2022 Thu 11am	02-10-2022 Thu 12pm	02-10-2022 Thu 1pm	02-10-2022 Thu 2pm
Houston Pilots N - 610 Bridge	10.000	10.000	10.000	10.000	10.000	10.000	10.000	10.000	10.000	10.000	10.000	10.000	10.000	10.000	10.000	10.000	10.000	10.000	10.000	10.000	10.000	10.000	10.000	9.986	7.891	6.436	4.185	3.593	1.846	4.938	10.000	10.000	10.000	10.000	10.000	10.000
Houston Pilots M - Kinder 1	10.000	10.000	10.000	10.000	10.000	10.000	10.000	10.000	10.000	10.000	10.000	10.000	10.000	10.000	10.000	10.000	10.000	10.000	10.000	10.000	10.000	10.000	10.000	9.922	7.828	6.180	3.489	3.075	1.554	4.922	10.000	10.000	10.000	10.000	10.000	10.000
Houston Pilots L - Greens Bayou	10.000	10.000	10.000	10.000	10.000	10.000	10.000	10.000	10.000	10.000	10.000	10.000	10.000	10.000	10.000	10.000	10.000	10.000	10.000	10.000	10.000	10.000	10.000	9.824	7.785	5.980	2.477	2.266	1.047	4.857	10.000	10.000	10.000	10.000	10.000	10.000
Houston Pilots K - Shell Crude	10.000	10.000	10.000	10.000	10.000	10.000	10.000	10.000	10.000	10.000	10.000	10.000	10.000	10.000	10.000	10.000	10.000	10.000	10.000	10.000	10.000	10.000	10.000	9.657	7.647	5.443	1.872	1.708	0.984	4.824	9.961	10.000	10.000	10.000	10.000	10.000
Houston Pilots J - Lynchburg Ferries	10.000	10.000	10.000	10.000	10.000	10.000	10.000	10.000	10.000	10.000	10.000	10.000	10.000	10.000	10.000	10.000	10.000	10.000	10.000	10.000	10.000	10.000	10.000	9.688	7.684	5.867	1.246	1.246	0.912	4.836	9.985	10.000	10.000	10.000	10.000	10.000
Houston Pilots I - Exxon 3	10.000	10.000	10.000	10.000	10.000	10.000	10.000	10.000	10.000	10.000	10.000	10.000	10.000	10.000	10.000	10.000	10.000	10.000	9.978	9.930	9.930	9.930	9.851	9.350	7.549	5.535	1.677	1.688	1.536	4.358	9.682	10.000	10.000	10.000	10.000	10.000
Houston Pilots H - Morgans Point	10.000	10.000	10.000	10.000	10.000	9.867	10.000	10.000	10.000	10.000	10.000	10.000	10.000	10.000	10.000	10.000	10.000	10.000	9.770	9.723	9.723	9.723	9.549	8.912	7.515	5.440	3.066	2.927	2.507	3.797	9.012	10.000	10.000	10.000	10.000	10.000
Houston Pilots G - 75/76	10.000	10.000	10.000	10.000	10.000	9.625	10.000	10.000	10.000	10.000	10.000	10.000	10.000	10.000	10.000	10.000	10.000	9.919	9.516	9.507	9.507	9.507	9.296	8.442	7.527	5.526	4.647	4.469	3.704	3.368	8.149	10.000	10.000	10.000	10.000	10.000
Houston Pilots F - 63/64	10.000	10.000	10.000	10.000	10.000	9.409	10.000	10.000	10.000	10.000	10.000	10.000	10.000	10.000	10.000	10.000	10.000	9.663	9.335	9.335	9.335	9.335	9.088	8.257	7.686	6.294	5.870	5.702	4.694	3.326	7.500	10.000	10.000	10.000	10.000	10.000
Houston Pilots E - 51/52	10.000	10.000	10.000	10.000	10.000	9.257	10.000	10.000	10.000	10.000	10.000	10.000	10.000	10.000	10.000	10.000	10.000	9.420	9.280	9.280	9.280	9.258	9.008	8.226	7.741	6.921	6.366	6.280	5.269	4.057	7.370	10.000	10.000	10.000	10.000	10.000
Houston Pilots D - 37/38	10.000	10.000	10.000	10.000	10.000	9.246	10.000	10.000	10.000	10.000	10.000	10.000	10.000	10.000	10.000	10.000	9.576	9.363	9.354	9.337	9.354	9.237	8.919	8.238	7.669	7.062	6.178	6.172	5.169	4.581	7.507	10.000	10.000	10.000	10.000	10.000
Houston Pilots C - 25/26	10.000	10.000	10.000	10.000	9.887	9.220	10.000	10.000	10.000	10.000	10.000	10.000	10.000	10.000	10.000	10.000	9.446	9.296	9.296	9.278	9.296	9.162	8.848	8.413	7.858	7.444	6.538	6.538	5.785	5.633	7.908	9.937	10.000	10.000	10.000	10.000
Houston Pilots B - 11/12	10.000	10.000	10.000	10.000	9.648	9.082	10.000	10.000	10.000	10.000	10.000	10.000	10.000	10.000	10.000	10.000	9.617	9.319	9.191	9.174	9.191	9.043	8.842	8.609	8.142	7.691	7.272	7.272	6.623	6.696	8.272	9.545	10.000	10.000	10.000	10.000
Houston Pilots A - 1 & 2 Bravo	10.000	10.000	10.000	10.000	9.175	9.038	10.000	10.000	10.000	10.000	10.000	10.000	10.000	10.000	10.000	10.000	10.000	10.000	9.048	9.017	9.029	8.988	8.941	8.910	8.725	8.307	7.939	7.917	8.019	8.361	8.871	9.029	9.076	9.179	9.390	9.280

Data is likely too strong trying to see a patchy inland fog threat. More details on today's slide.

# Houston Pilots Extended Range Visibility Report



## Saturday, 2/12/22

There may be a very brief period in the very early morning hours of patchy inland fog (not sea fog) before a front works through and sweeps any patchy fog chances away. Would currently not favor seeing impacts, but is at least something to watch.

### Confidence



## Monday, 2/14/22

Fog is currently not favored for Monday.

### Confidence



## Sunday, 2/13/22

Not anticipating fog on Sunday with elevated northerly winds.

### Confidence



### Daily Fog Chance

Saturday AM	Possible
Sunday AM	Unlikely
Monday AM	Unlikely

## Forecast Discussion

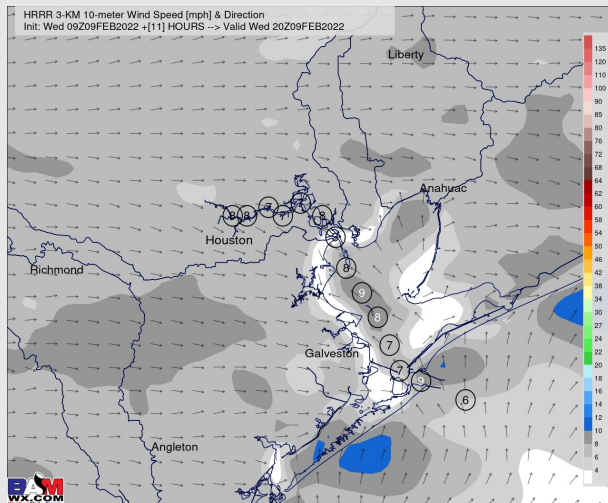
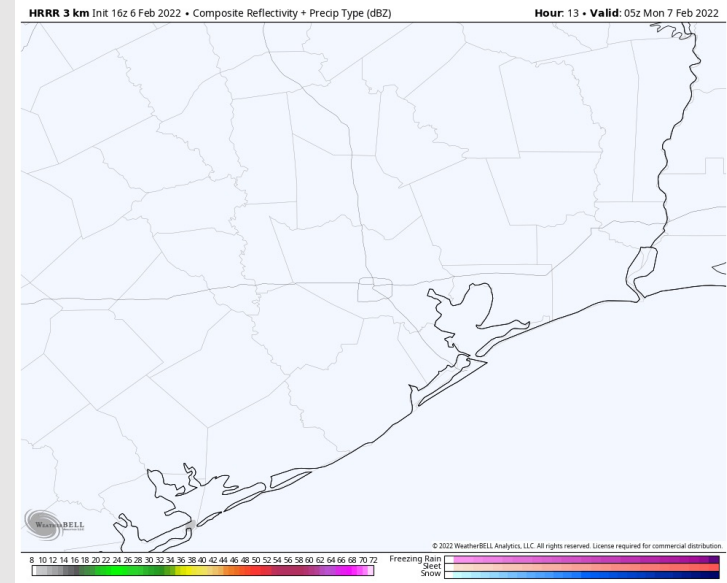
**Precip:** Anticipating dry conditions today.

**Wind:** Winds will be coming from the NW from daybreak through Noon. After this, winds shift back out of the SW. Much of the day will be sustained winds of 5-10 MPH with a few gusts at the boarding station reaching 15 MPH.

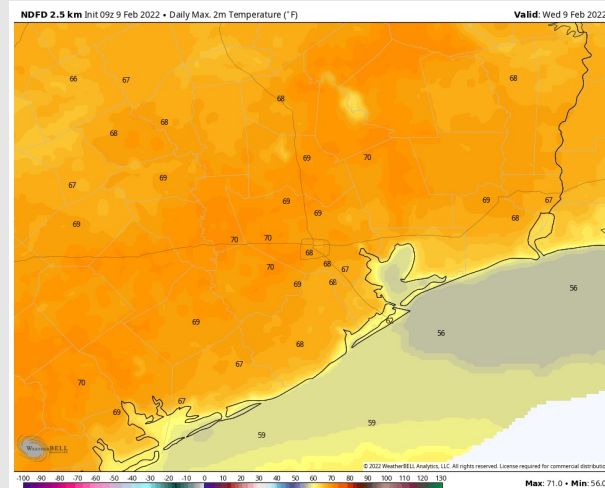
**Temps:** High temps Wednesday are in the high 50s to low 60s F for our stations, mid 60s downtown HOU.

**Visibility:** Not anticipating fog for our stations today.

## Precip Forecast: 11 PM CT



Wind Speed  
3 PM CT



High Temps  
Today



# Houston Pilots: *Thu. 2/9/2022*

## Forecast Discussion

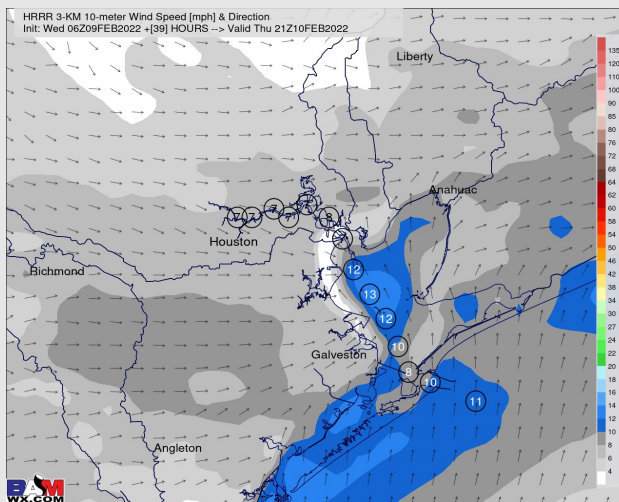
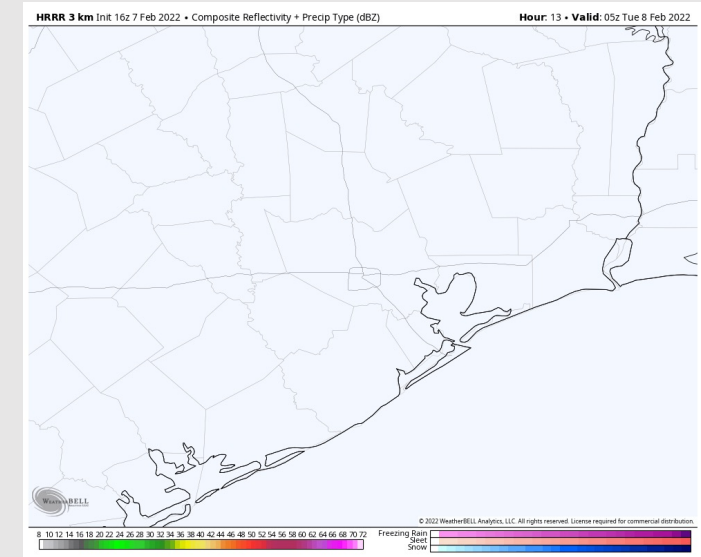
**Precip:** No precip concerns expected Thursday.

**Wind:** With a weak front passing in the AM, winds will once again be coming from the NW from daybreak out through about midday at 3-8 MPH. Winds the back half of the day will be from the SSW at 8-13 MPH sustained, gusts locally higher.

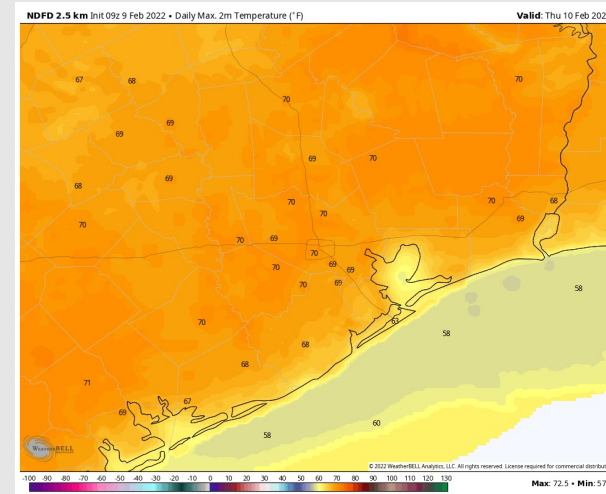
**Temps:** Highs Thursday work into the lower to mid 60s. Upper 60s are favored North of the stations.

**Visibility:** Not anticipating fog impacts Thursday, however we may need to watch for patchy fog inland in the AM hours (further inland from the stations). Sea fog is not favored. More details will be provided in PM update.

## Precip Forecast: 1 PM CT



**Wind Speed:**  
3 PM CT



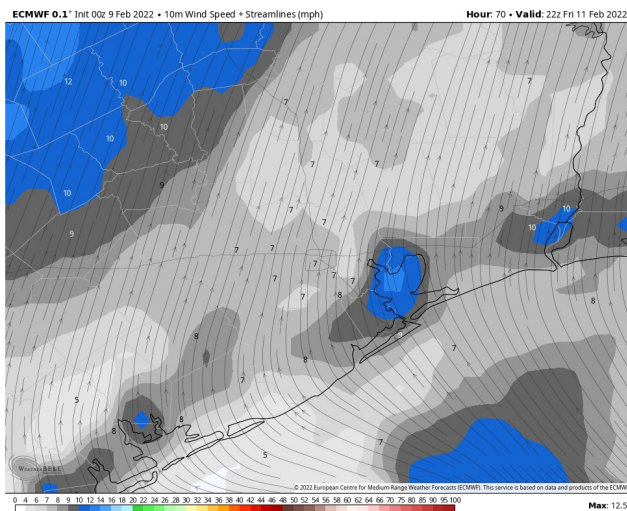
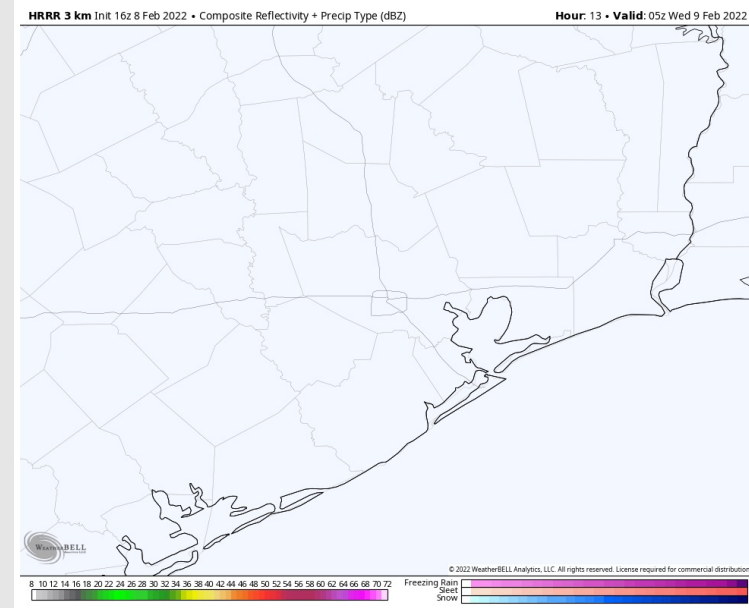
**High Temps**  
**Thursday**

# Houston Pilots: *Fri. 2/10/2022*

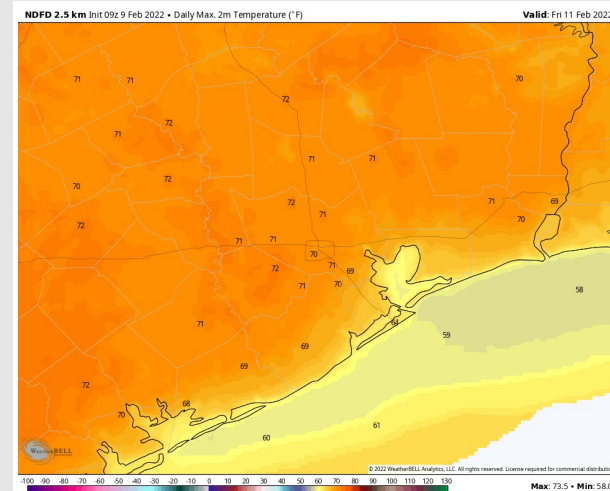
## Forecast Discussion

**Precip:** Friday will not see any rain issues.  
**Wind:** Winds most of Friday come from the SW at 5-10 MPH with gusts to 15 MPH possible.  
**Temps:** Highs will be similar to the next couple days, sitting in the lower 60s.  
**Visibility:** Friday AM may be another morning for patchy fog further inland, but currently do not see a threat for the stations.

## Precip Forecast: 4 PM CT



Wind Speed  
5 PM CT



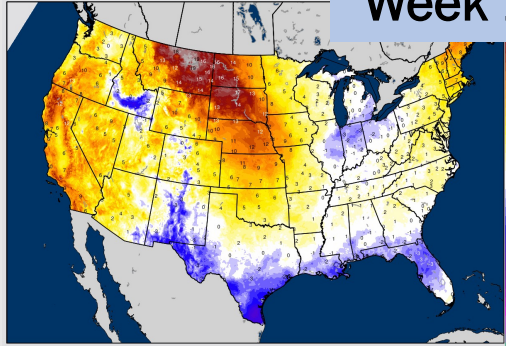
High Temps  
Friday



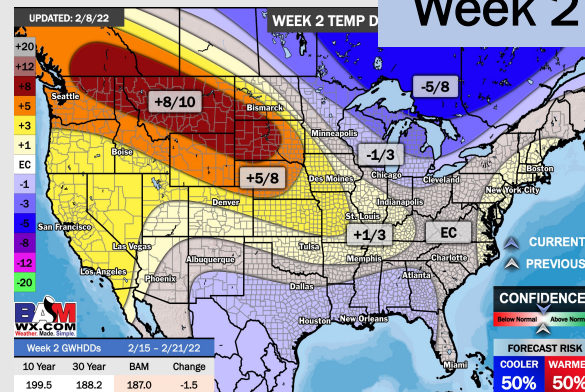
# Houston Pilots: 2/9/22

BAMCast Average Temperature Anomaly [°F]  
7-DAY AVG for Tue 08FEB2022 thru Mon 14FEB2022 Days 1 to 7

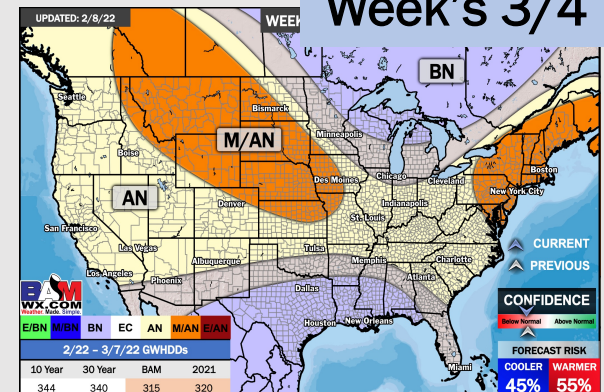
Week 1



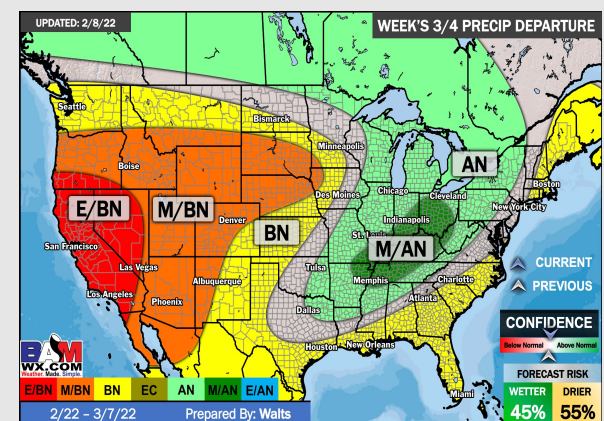
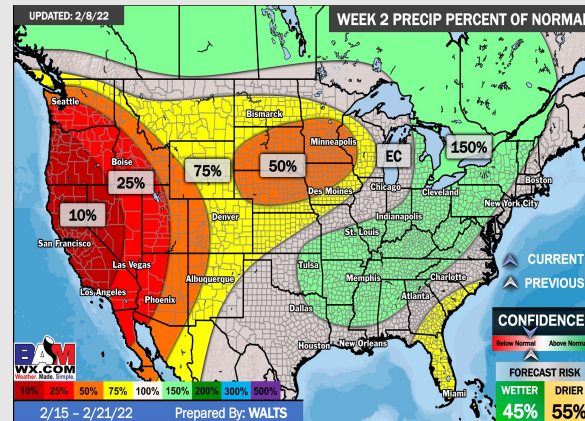
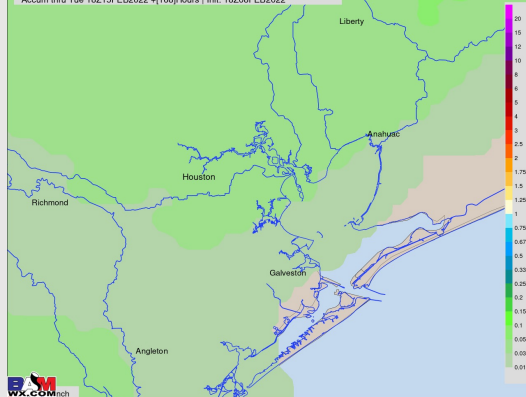
BAM  
WX.COM



Week's 3/4



NWS WPC Total Precipitation [inches]  
Accum thru Tue 14/2FEB2022 -1160Z hours Init: 18208FEB2022



- Dry conditions are favored for at least the next several days. Temps average out slightly below normal this week.
- The week 2 timeframe is expected to have below normal risks for temperatures and near normal to slightly above normal risks for precip.
- Right now, we are favoring slightly below normal temperatures and slightly below normal risks for precip for the weeks 3-4 timeframe.