

**Updated: 5:00 AM CT, Saturday, June 5, 2021**

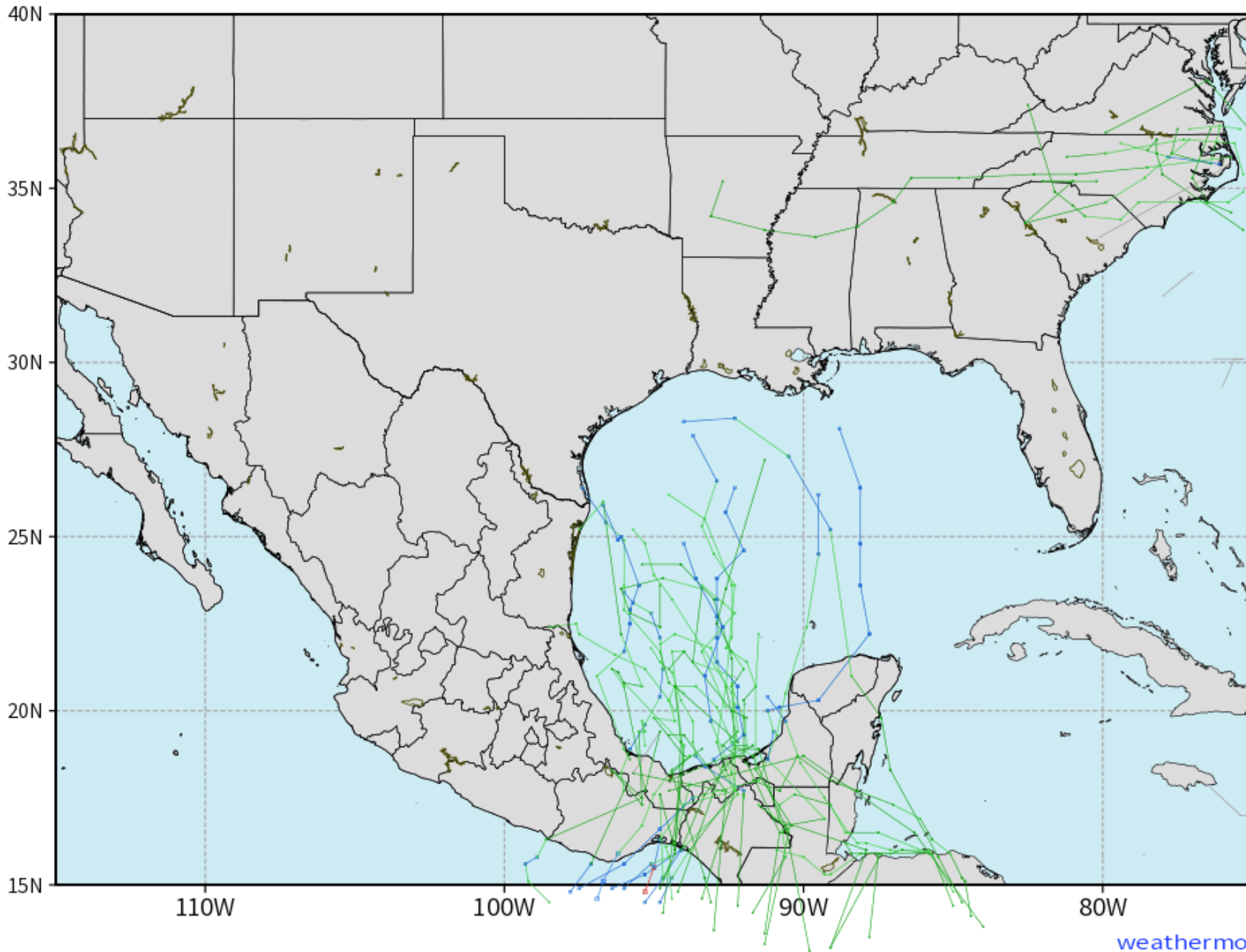
- **As always, please do not hesitate to reach out to us with any forecast questions via the chat option on the Weather Porthole or our on call number, **(317)-560-8122** press 1 for forecast questions.**

# Tropical Update:

## European Ensemble Tracks (Next 10-days):

ECMWF GULF EPS Cyclone Locations --> Next [10-days]  
INIT: 00Z05JUN2021 --> UNTIL 00Z15JUN2021

o-o ENSEMBLE MEAN  
o-o 1000 - 1010 hPa  
o-o 980 - 999 hPa  
o-o 960 - 979 hPa  
o-o 950 - 959 hPa  
o-o < 950 hPa



**We currently do not see any tropical threats to SE TX anytime soon.**





# Visibility Report

## Saturday, June 5, 2021

# HOURLY VISIBILITY BREAKDOWN (in miles)

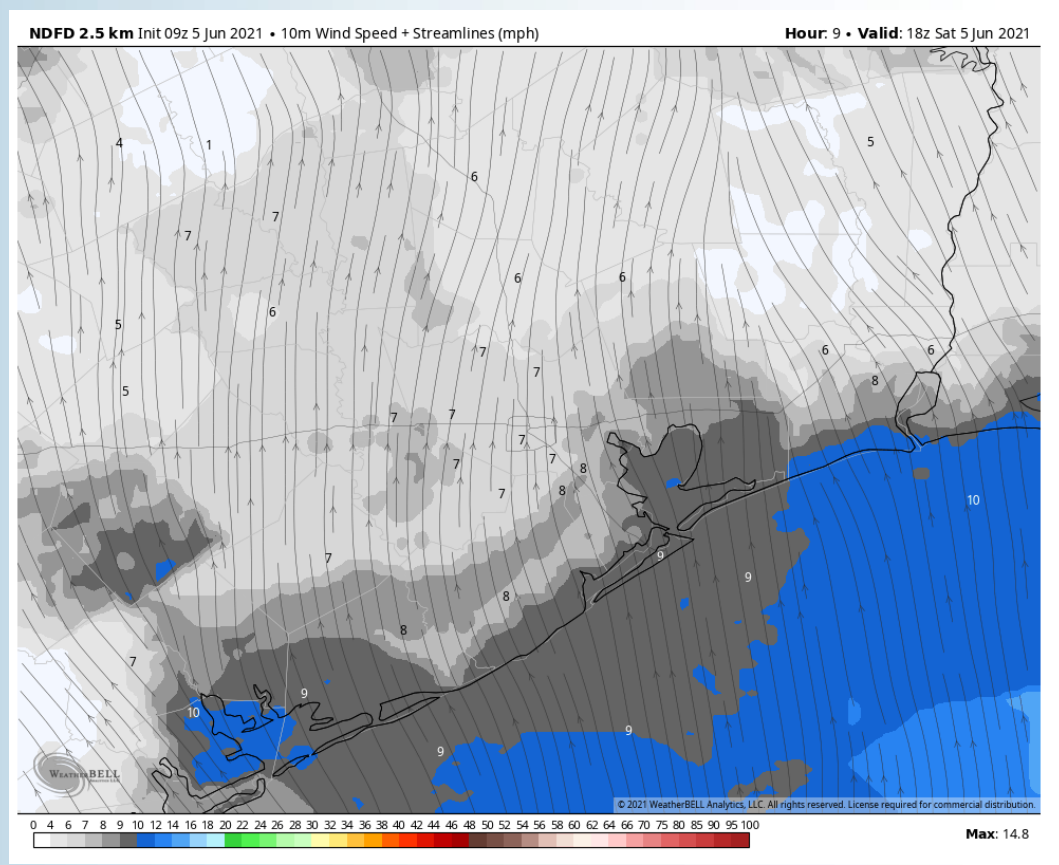
Time	06-05-2021 Sat 4am	06-05-2021 Sat 5am	06-05-2021 Sat 6am	06-05-2021 Sat 7am	06-05-2021 Sat 8am	06-05-2021 Sat 9am	06-05-2021 Sat 10am	06-05-2021 Sat 11am	06-05-2021 Sat 12pm	06-05-2021 Sat 1pm	06-05-2021 Sat 2pm	06-05-2021 Sat 3pm	06-05-2021 Sat 4pm	06-05-2021 Sat 5pm	06-05-2021 Sat 6pm	06-05-2021 Sat 7pm	06-05-2021 Sat 8pm	06-05-2021 Sat 9pm	06-05-2021 Sat 10pm	06-05-2021 Sat 11pm	06-06-2021 Sun 12am	06-06-2021 Sun 1am	06-06-2021 Sun 2am	06-06-2021 Sun 3am	06-06-2021 Sun 4am	06-06-2021 Sun 5am	06-06-2021 Sun 6am	06-06-2021 Sun 7am	06-06-2021 Sun 8am	06-06-2021 Sun 9am	06-06-2021 Sun 10am	06-06-2021 Sun 11am	06-06-2021 Sun 12pm	06-06-2021 Sun 1pm	06-06-2021 Sun 2pm	06-06-2021 Sun 3pm
Houston Pilots N - 610 Bridge	1.972	2.493	2.280	2.655	2.323	3.497	10.00	10.00	8.338	8.897	10.00	7.899	2.881	3.847	7.815	6.982	7.735	8.477	8.038	7.748	7.181	5.534	6.677	5.149	7.639	6.500	3.931	4.304	5.232	5.941	7.263	8.407	10.00	8.132	3.733	4.229
Houston Pilots M - Kinder 1	1.972	2.620	2.280	2.655	2.323	3.497	10.00	10.00	8.338	8.897	10.00	7.899	2.881	5.320	7.815	7.334	7.735	8.519	8.038	7.126	7.347	7.482	6.677	6.572	6.374	6.793	3.931	4.304	5.232	5.941	7.366	8.407	10.00	8.132	3.733	5.039
Houston Pilots L - Greens Bayou	1.972	2.620	2.280	2.655	2.323	3.497	9.827	10.00	8.338	9.053	9.658	7.899	7.933	6.441	7.815	7.334	8.178	8.519	8.038	7.126	7.347	7.709	7.094	5.972	5.892	6.793	3.931	4.304	6.060	6.862	7.564	8.407	9.671	6.976	3.733	5.049
Houston Pilots K - Shell Crude	3.168	2.620	2.714	2.404	2.756	3.497	9.492	8.972	8.338	9.053	9.585	8.141	8.266	6.443	9.459	9.421	8.178	8.519	8.038	7.126	7.831	7.764	7.094	7.740	5.290	5.924	3.931	4.304	5.597	6.862	7.564	8.407	8.459	6.614	3.733	5.049
Houston Pilots J - Lynchburg Ferries	3.468	2.431	2.714	2.373	2.785	3.497	9.216	8.027	9.505	9.053	9.585	8.141	9.218	9.824	9.565	9.589	9.143	6.647	8.061	7.126	6.963	7.749	7.260	7.524	5.290	5.924	5.775	6.437	7.188	6.862	7.265	9.332	8.459	6.614	6.467	6.875
Houston Pilots I - Exxon 3	3.473	2.431	2.714	2.373	2.785	3.607	8.313	7.455	8.975	8.478	8.527	9.928	10.00	10.00	10.00	9.608	9.189	6.647	8.144	7.126	7.782	7.656	7.785	7.824	5.290	5.924	5.775	6.733	5.965	7.251	7.265	8.017	8.459	6.614	6.467	6.976
Houston Pilots H - Morgans Point	4.362	2.620	2.714	2.404	3.377	4.669	8.313	7.455	6.944	6.873	8.527	9.980	10.00	10.00	10.00	9.608	9.279	8.480	8.144	7.126	7.782	7.656	8.084	5.505	5.892	7.786	5.775	6.546	5.597	8.559	7.265	8.017	8.456	6.614	6.790	6.800
Houston Pilots G - 75/76	6.282	4.823	3.054	2.593	4.778	5.919	8.543	7.455	6.944	6.873	5.742	9.271	9.973	10.00	10.00	10.00	9.080	8.390	8.170	7.558	7.782	7.769	7.935	4.593	8.109	9.287	7.510	6.546	5.965	7.280	7.265	7.191	6.378	6.614	6.790	6.976
Houston Pilots F - 63/64	8.069	5.394	4.616	2.593	4.778	8.232	9.404	6.950	6.944	5.500	5.742	9.014	9.400	10.00	10.00	10.00	8.905	8.157	8.208	7.558	8.027	8.854	7.976	5.097	8.302	8.949	7.365	6.546	5.694	5.986	7.265	7.191	6.378	7.593	6.790	6.976
Houston Pilots E - 51/52	8.134	6.397	4.616	4.051	4.778	7.812	9.022	6.950	6.944	5.500	5.018	9.014	9.400	10.00	9.912	9.758	8.903	8.157	8.327	7.932	8.027	8.498	8.221	6.757	8.515	9.451	7.580	6.546	5.421	5.986	7.538	7.093	6.378	7.777	7.763	7.268
Houston Pilots D - 37/38	8.134	8.312	5.348	4.051	4.595	6.858	7.404	6.950	7.515	3.765	5.018	6.301	9.400	10.00	9.912	9.704	8.888	8.157	8.327	8.101	8.027	8.498	8.221	8.249	8.515	9.451	6.704	5.560	5.421	5.986	7.538	7.093	6.378	7.777	7.763	6.554
Houston Pilots C - 25/26	8.134	7.180	5.348	4.051	4.595	6.858	7.404	6.950	7.311	3.765	5.018	6.248	9.400	9.497	9.912	9.704	8.903	8.157	8.344	8.509	9.343	8.498	9.028	8.992	8.644	9.592	6.704	5.560	5.421	5.986	7.286	7.093	8.236	7.777	8.708	7.268
Houston Pilots B - 11/12	9.930	8.142	5.348	4.125	4.595	6.858	7.404	7.908	7.311	3.765	5.018	6.248	9.400	9.365	9.912	9.713	9.303	8.157	8.344	8.594	9.449	9.404	9.537	8.992	8.644	9.432	6.704	5.560	6.112	7.174	7.286	7.905	8.487	9.793	8.708	9.422
Houston Pilots A - 1 & 2 Bravo	9.698	7.869	5.936	6.224	4.595	7.820	7.865	6.450	5.477	3.765	5.206	7.188	9.741	9.361	9.678	9.398	9.727	9.724	9.324	10.00	10.00	10.00	10.00	10.00	9.120	9.016	7.291	5.560	6.969	7.074	7.248	7.083	7.100	6.073	8.708	8.929



## Short-Term Forecast Discussion


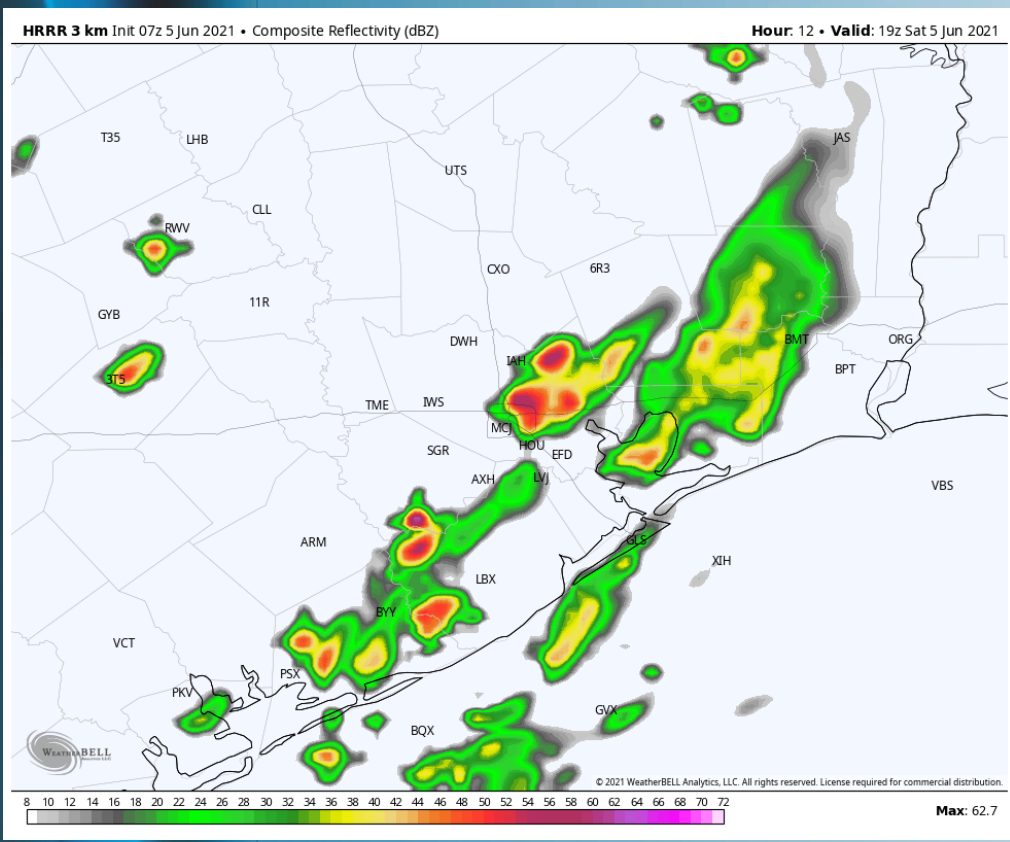
- Scattered showers/ thunderstorms will be possible out through the morning and early afternoon (roughly ~3 PM). Latest data suggest that some drier times will be possible this afternoon after 3 PM with the majority of the activity to the north. Chances will be on the increase towards midnight with better chances getting into the early morning hours of tomorrow.
- Winds today do not look quite as bullish vs what guidance had yesterday. Continue to favor SE winds generally sustained around 8 – 13 MPH (although these could be variable at times). Localized gust of 15 – 20 MPH will be possible at times.
- Saturday looks to sit right around the 80 degree mark for high temps.
  - *No fog anticipated Saturday.*

## Sustained Winds (1 PM CT)



## Simulated Radar Snapshot (4 PM CT)

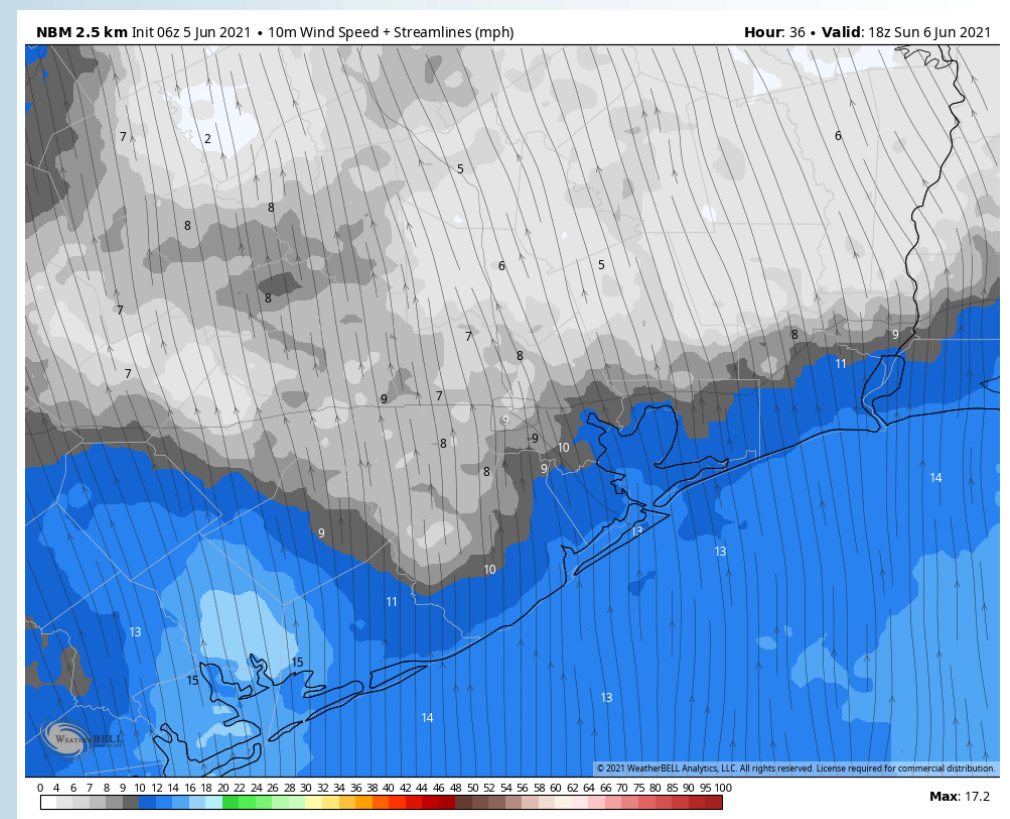
## High Temps Saturday



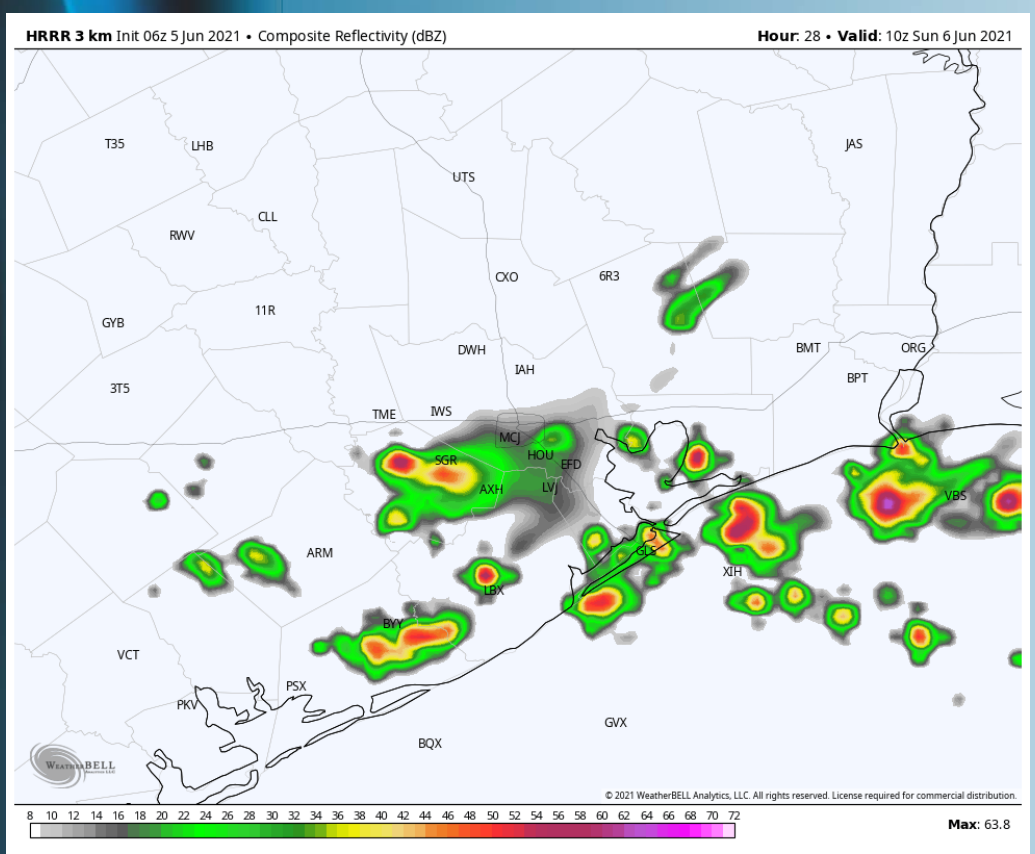
## Short-Term Forecast Discussion

- Scattered storms once again in the forecast for tomorrow (Sunday). Best chances still look to be in the AM hours before activity becomes more scattered/ isolated into the afternoon.
- Sunday's winds continue coming out of the SSE around 8-13 MPH with localized gust approaching 15 – 20 MPH possible.
- Low 80s expected for Sunday, warmer inland.
  - *No fog anticipated for our Sunday.*

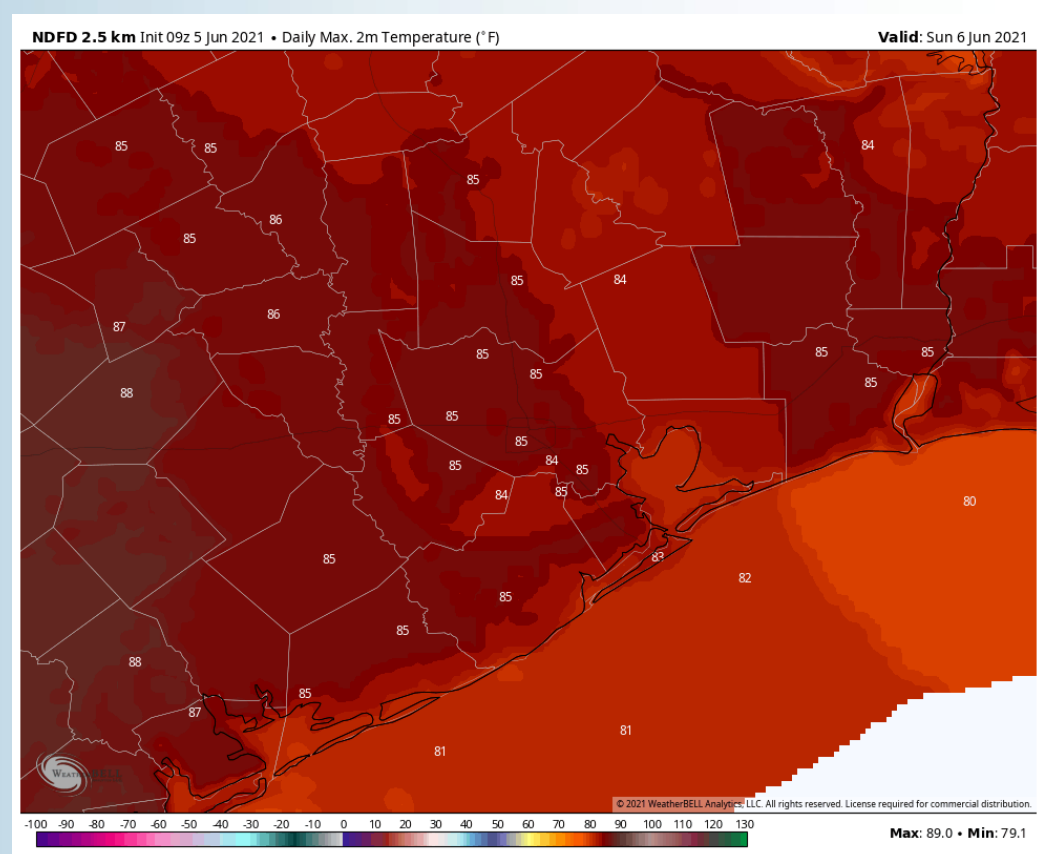
## Sustained Winds 15 PM CT)



## Simulated Radar Snapshot (8 AM CT)



## High Temps Sunday

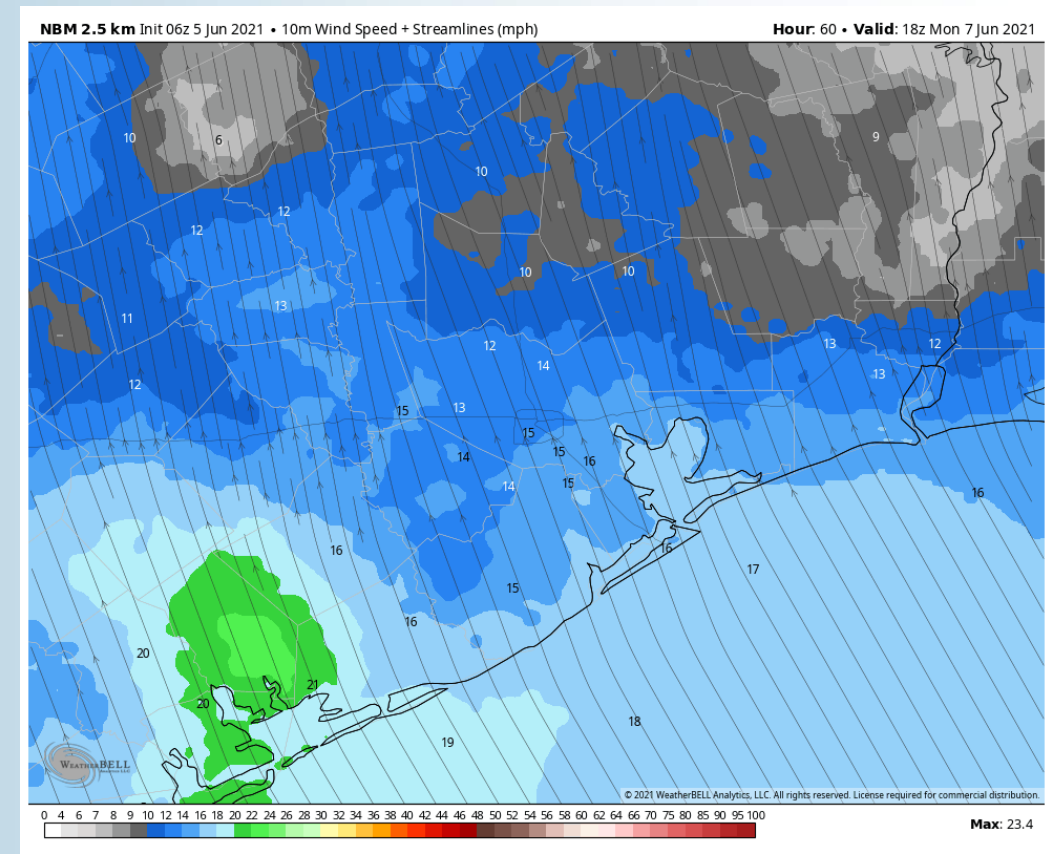




**Short-Term Forecast Discussion**

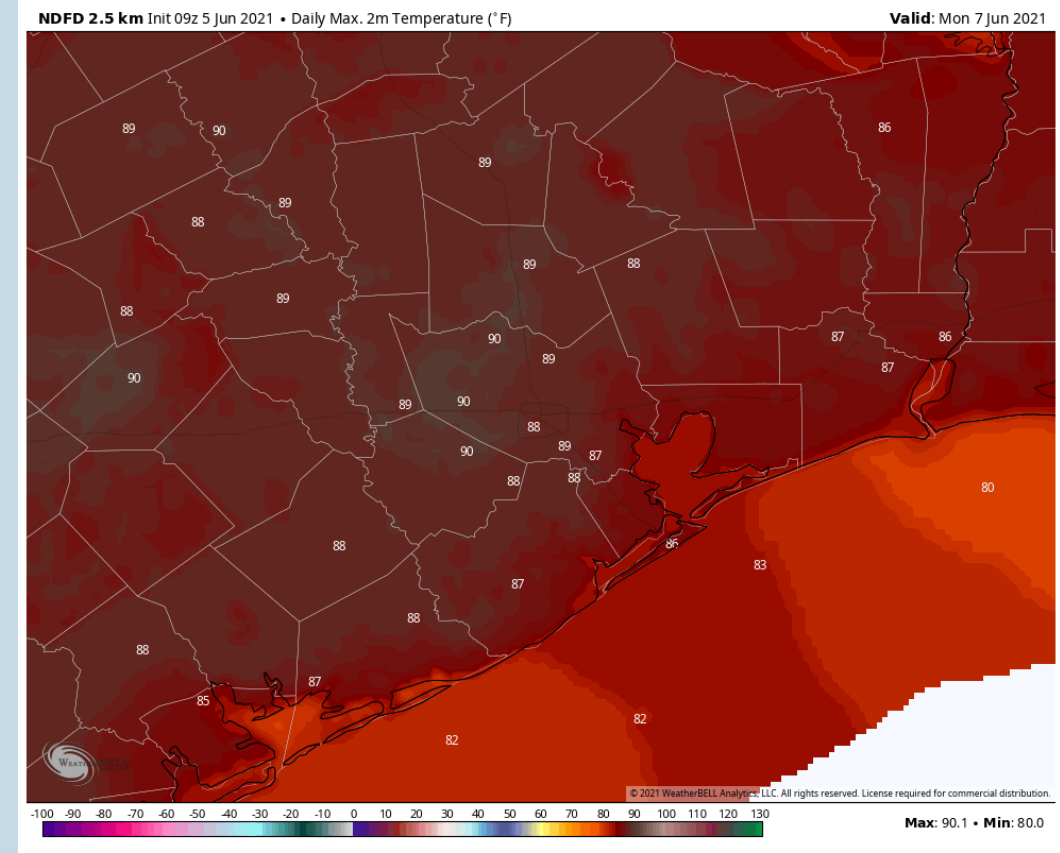
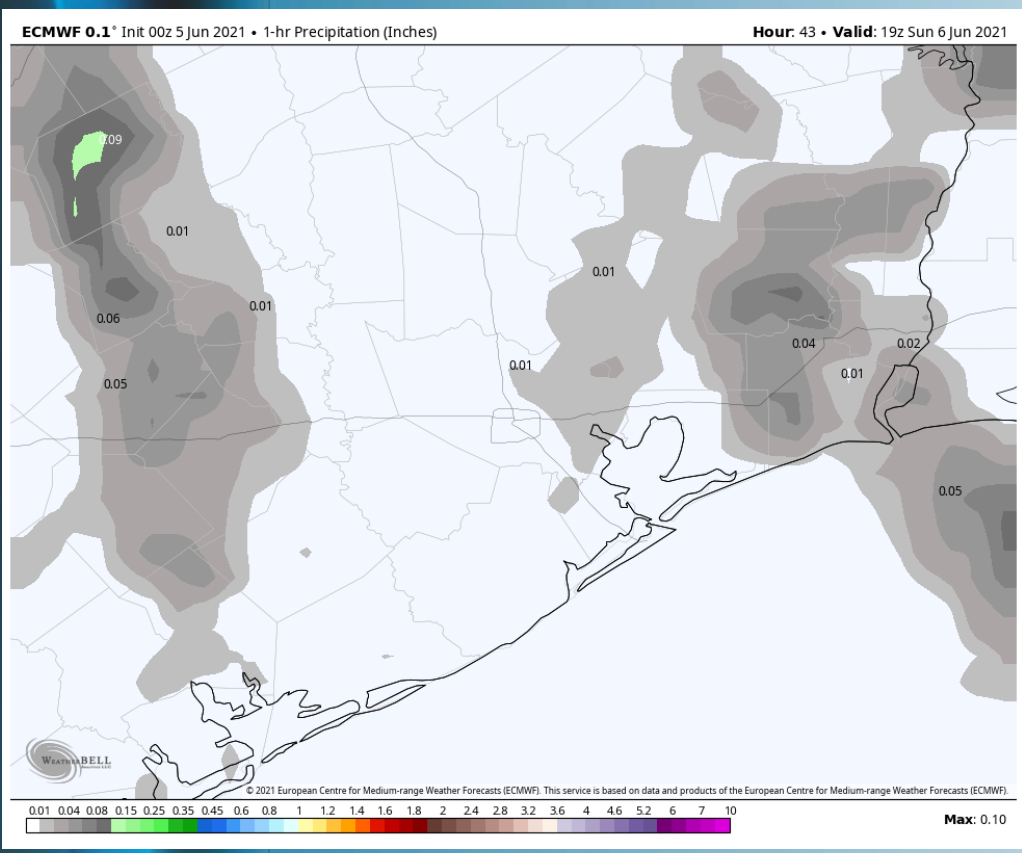
- Scattered showers/ storms will continue to be possible on Monday as well. However, Monday likely features more dry time with areal coverage of showers/ storms looks to be less vs today/ Sunday.
- Winds are anticipated to be from the SE, sustained around 13 – 18 MPH. Locally stronger gust will be possible.
- High Temperatures look to get into the lower to mid 80's F.
  - *No Fog anticipated Monday.*

**Sustained Winds (1 PM CT)**



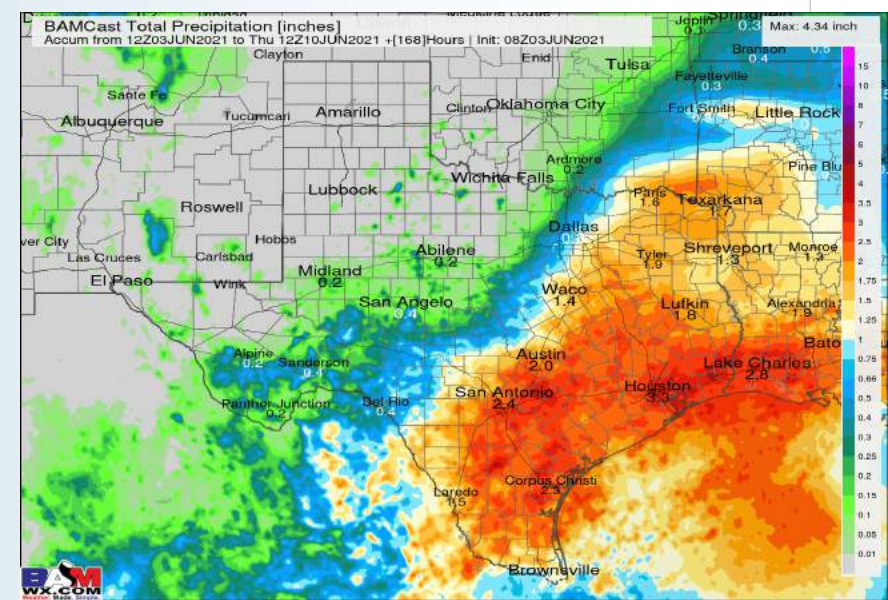
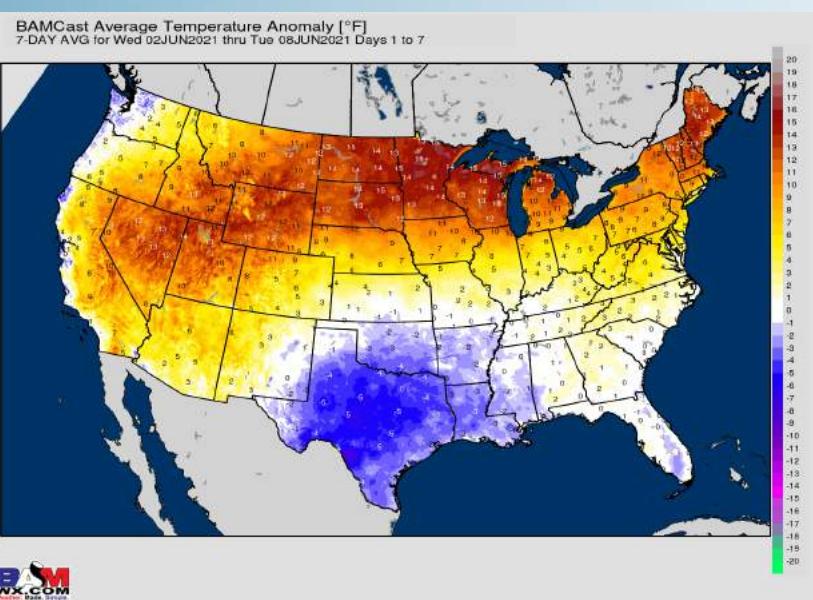
**Simulated Radar Snapshot (2 PM CT)**

**High Temperatures MON**





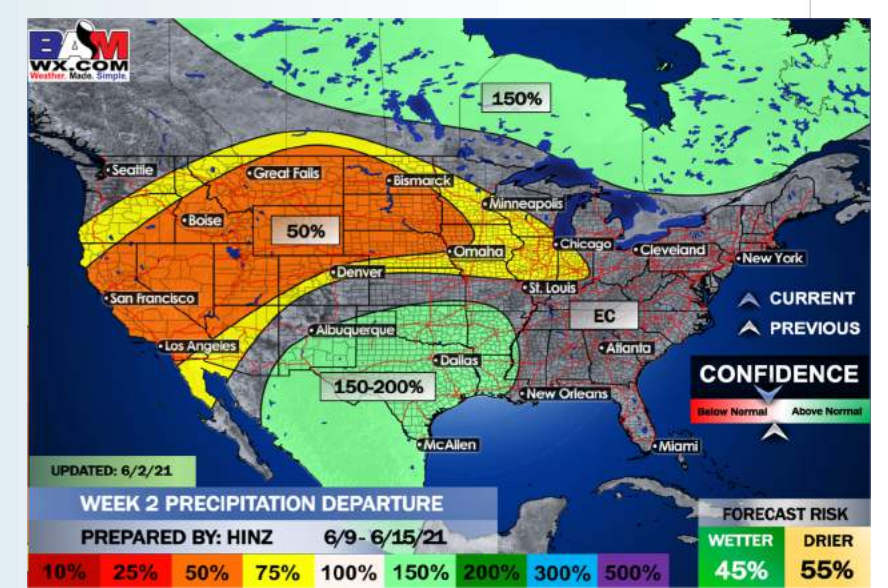
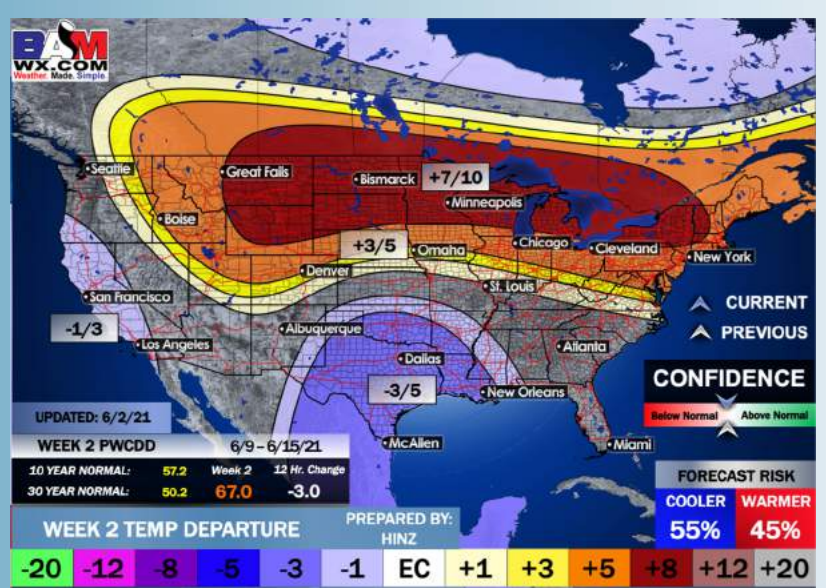
## Week 1 Forecast



## Long-Range Forecast Discussion

- SE TX will be under the influence of the subtropical jet the next 7 days. This will lead to increased rain chances and below normal temperatures the next 7 days. Precipitation chances will continue to remain elevated heading into the weekend and early next week
- Working into mid June, we are favoring below normal temps for this time of year and for precipitation to stay on the active side of things. Increased moisture risks likely continue across the Southern US.
- The weeks 3/4 (mid to late June) period likely features more cooler than normal temperatures and above normal moisture, similar to our current week 2 thoughts.

## Week 2 Forecast



## Weeks 3/4 Forecast

