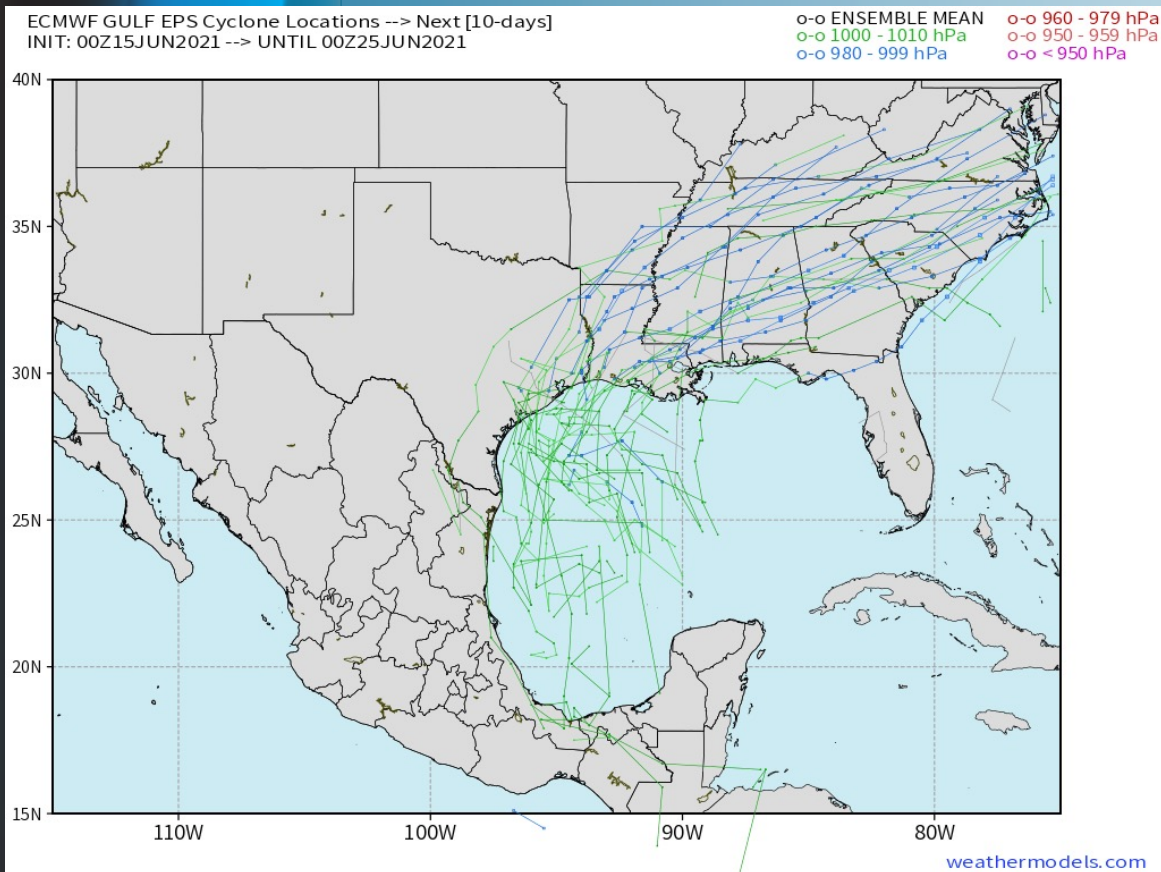


**Updated: 12:45 PM CT, Tuesday, June 15, 2021**

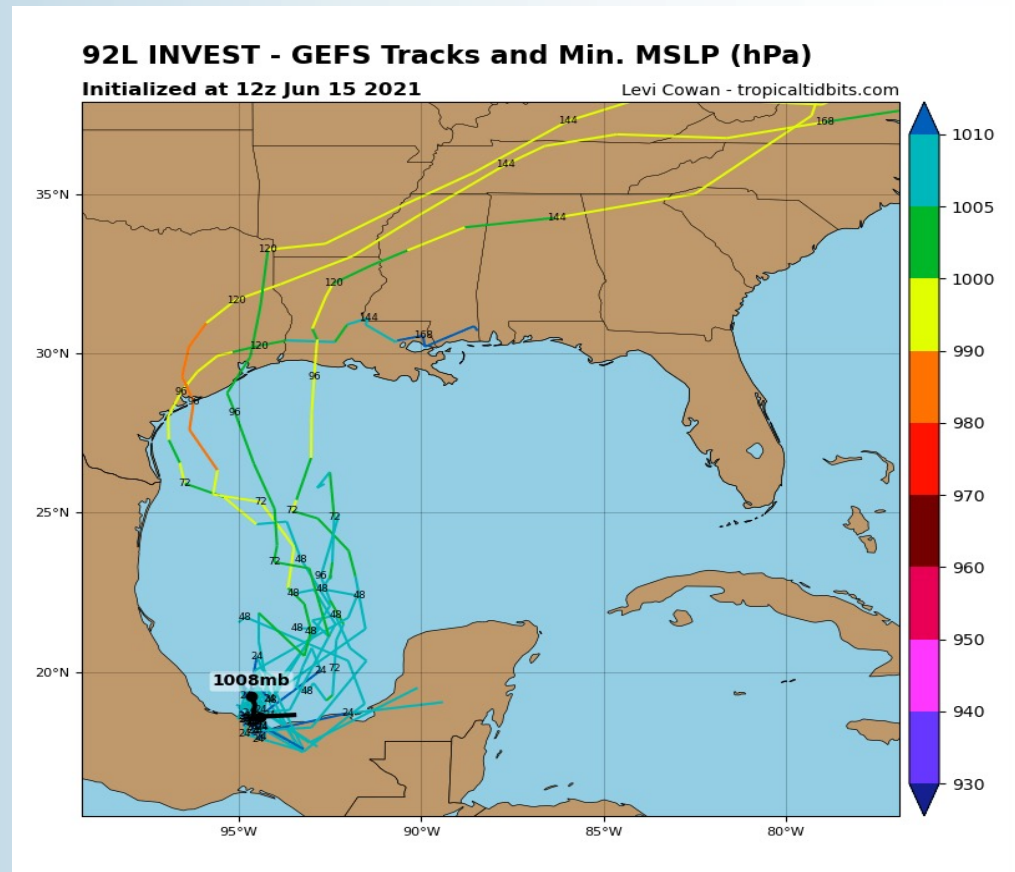
- **As always, please do not hesitate to reach out to us with any forecast questions via the chat option on the Weather Porthole or our on call number, **(317)-560-8122** press 1 for forecast questions.**

# Tropical Update *(no major change):*

## Euro Ensemble Tracks (Next 10-days):



## GEFS Tracks (Next 10-days):



We continue to keep an eye around the 18<sup>th</sup> – 20<sup>th</sup> for a tropical wave which can impact areas along the Gulf Coast. Shown above are the latest European and American (GEFS) ensembles of low pressure tracks with this upcoming system. ***The majority of operational model data continues to suggest a landfall east of HOU towards Louisiana.*** However, some members on the model ensembles are further to the west, so the risk for HOU to see increased rainfall/wind on the NW side of the system is still in the realm of possibility, even though it's on the lower end of confidence. Ensemble members do not suggest a Hurricane potential as well, more of below tropical storm strength. We are still multiple days out, and will continue to monitor this; however, as noted above, we believe the best risk for impacts are east right now.



# Visibility Report

## Tuesday, June 15, 2021

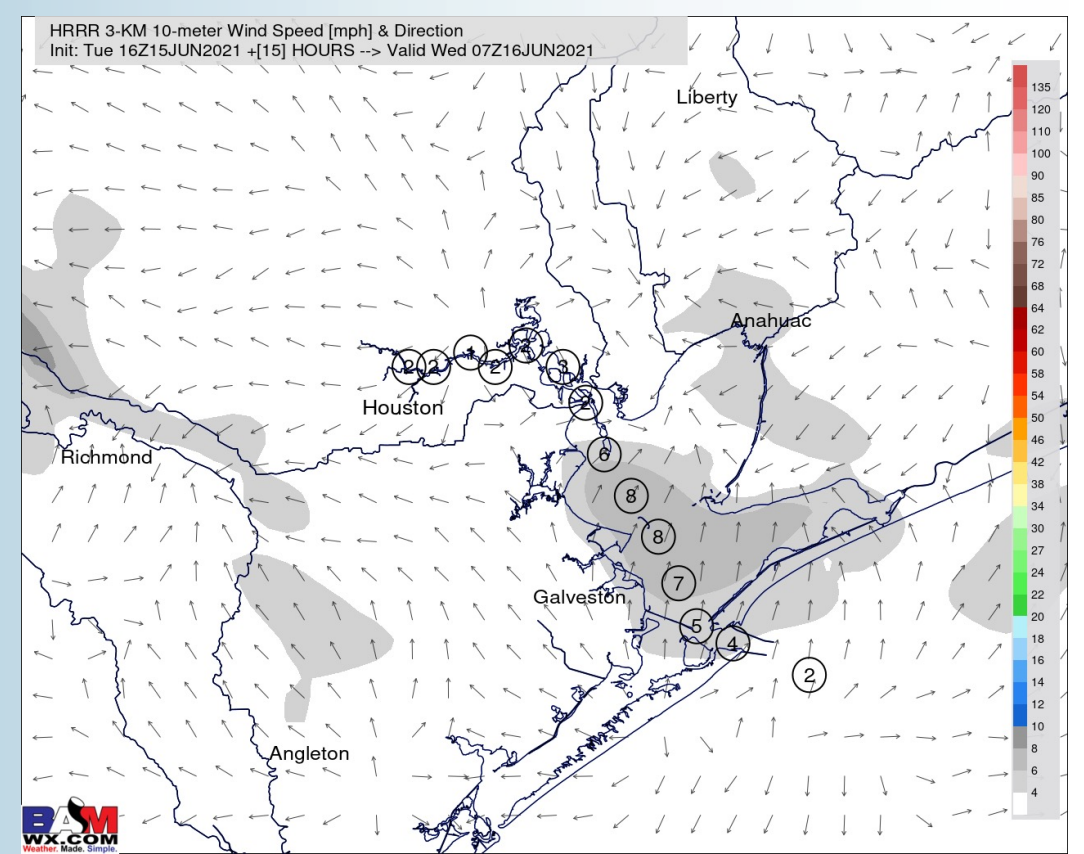
# HOURLY VISIBILITY BREAKDOWN (in miles)

Time	06-15-2021 Tue 11am	06-15-2021 Tue 12pm	06-15-2021 Tue 1pm	06-15-2021 Tue 2pm	06-15-2021 Tue 3pm	06-15-2021 Tue 4pm	06-15-2021 Tue 5pm	06-15-2021 Tue 6pm	06-15-2021 Tue 7pm	06-15-2021 Tue 8pm	06-15-2021 Tue 9pm	06-15-2021 Tue 10pm	06-15-2021 Tue 11pm	06-16-2021 Wed 12am	06-16-2021 Wed 1am	06-16-2021 Wed 2am	06-16-2021 Wed 3am	06-16-2021 Wed 4am	06-16-2021 Wed 5am	06-16-2021 Wed 6am	06-16-2021 Wed 7am	06-16-2021 Wed 8am	06-16-2021 Wed 9am	06-16-2021 Wed 10am	06-16-2021 Wed 11am	06-16-2021 Wed 12pm	06-16-2021 Wed 1pm	06-16-2021 Wed 2pm	06-16-2021 Wed 3pm	06-16-2021 Wed 4pm	06-16-2021 Wed 5pm	06-16-2021 Wed 6pm	06-16-2021 Wed 7pm	06-16-2021 Wed 8pm	06-16-2021 Wed 9pm	06-16-2021 Wed 10pm	
Houston Pilots N - 610 Bridge	4.790	8.078	2.312	2.144	0.886	1.293	1.864	2.626	4.623	10.00	10.00	10.00	9.531	9.668	9.437	9.392	9.100	8.952	6.566	6.044	5.864	6.912	10.00	10.00	10.00	10.00	10.00	10.00	10.00	1.558	1.264	10.00	2.067	0.573	0.717	2.443	8.742
Houston Pilots M - Kinder 1	4.790	8.078	2.312	2.144	0.886	1.293	1.864	2.626	4.623	10.00	10.00	10.00	9.002	9.134	8.987	9.003	8.657	8.383	6.566	6.044	5.864	6.912	10.00	10.00	10.00	10.00	10.00	10.00	1.558	1.404	10.00	2.285	0.573	0.717	2.443	8.742	
Houston Pilots L - Greens Bayou	9.889	8.135	2.312	2.144	1.241	1.293	0.956	2.626	6.017	10.00	10.00	9.996	9.002	9.130	8.987	8.916	8.524	8.319	7.108	6.811	6.642	7.404	9.990	10.00	10.00	10.00	10.00	1.558	4.880	5.510	1.589	0.619	0.717	2.443	10.00		
Houston Pilots K - Shell Crude	9.889	8.135	2.312	2.144	1.241	1.293	0.956	2.626	7.221	10.00	10.00	9.691	9.002	9.071	8.887	8.914	8.524	8.319	8.016	7.809	7.830	8.680	9.924	10.00	10.00	10.00	10.00	2.761	4.880	10.00	1.589	0.619	0.717	2.443	10.00		
Houston Pilots J - Lynchburg Ferries	9.889	3.927	3.295	2.144	1.385	1.293	0.956	2.626	9.248	10.00	10.00	9.691	9.002	9.071	8.872	8.810	8.489	8.319	8.016	7.768	7.830	8.666	9.562	10.00	10.00	10.00	10.00	6.622	10.00	10.00	1.589	2.532	0.717	2.443	10.00		
Houston Pilots I - Exxon 3	10.00	3.927	3.037	4.019	2.865	1.716	0.956	2.895	9.248	10.00	10.00	9.691	9.002	9.071	8.872	8.810	8.489	8.319	8.016	7.768	7.830	8.666	9.354	10.00	10.00	10.00	10.00	6.622	10.00	10.00	1.589	3.015	1.299	5.896	10.00		
Houston Pilots H - Morgans Point	10.00	3.927	3.037	1.375	6.268	1.716	0.956	4.805	9.004	10.00	10.00	9.691	9.002	9.071	8.872	8.810	8.489	8.319	8.016	7.768	7.830	8.666	9.354	10.00	10.00	10.00	10.00	10.00	9.845	4.088	4.928	1.589	5.244	3.698	8.548	10.00	
Houston Pilots G - 75/76	10.00	3.927	7.886	4.287	9.153	3.337	0.956	4.306	9.004	10.00	10.00	9.868	9.206	9.071	8.887	8.810	8.489	8.389	8.016	7.768	7.830	8.666	9.354	10.00	10.00	10.00	10.00	10.00	1.797	3.569	5.072	3.443	8.575	8.548	10.00		
Houston Pilots F - 63/64	10.00	10.00	9.800	4.287	9.153	3.337	1.650	4.941	10.00	10.00	10.00	10.00	9.820	9.357	9.426	9.263	8.638	8.355	8.379	8.332	8.123	8.958	9.629	10.00	10.00	10.00	10.00	10.00	1.797	1.513	10.00	3.443	9.490	8.079	9.923		
Houston Pilots E - 51/52	10.00	10.00	9.978	10.00	8.906	3.337	1.650	6.456	10.00	10.00	10.00	10.00	9.867	9.357	9.485	9.416	8.638	8.355	8.379	8.332	8.123	8.958	10.00	10.00	10.00	10.00	10.00	8.239	10.00	1.797	1.391	10.00	3.443	9.490	8.769	9.923	
Houston Pilots D - 37/38	10.00	10.00	9.978	10.00	8.906	3.337	1.650	9.587	10.00	10.00	10.00	10.00	9.867	9.357	9.274	9.352	8.638	8.355	8.284	8.332	8.123	8.958	10.00	10.00	10.00	10.00	10.00	8.239	10.00	10.00	1.391	10.00	3.443	9.490	8.130	9.923	
Houston Pilots C - 25/26	10.00	10.00	9.978	10.00	8.906	8.466	2.461	10.00	10.00	10.00	10.00	10.00	10.00	10.00	9.793	10.00	9.320	8.692	8.569	8.663	8.450	9.238	10.00	10.00	10.00	10.00	10.00	10.00	10.00	1.391	10.00	10.00	10.00	8.125	10.00		
Houston Pilots B - 11/12	10.00	10.00	9.978	10.00	8.906	9.824	2.461	10.00	10.00	10.00	10.00	10.00	10.00	10.00	10.00	10.00	9.127	9.747	9.637	9.612	9.467	10.00	10.00	10.00	10.00	10.00	10.00	10.00	10.00	3.728	10.00	10.00	10.00	8.125	9.620		
Houston Pilots A - 1 & 2 Bravo	10.00	10.00	10.00	10.00	10.00	10.00	9.473	10.00	10.00	10.00	10.00	10.00	10.00	10.00	10.00	10.00	9.517	8.648	10.00	10.00	10.00	10.00	10.00	10.00	10.00	10.00	10.00	10.00	10.00	10.00	10.00	10.00	10.00	10.00	10.00	8.815	9.620

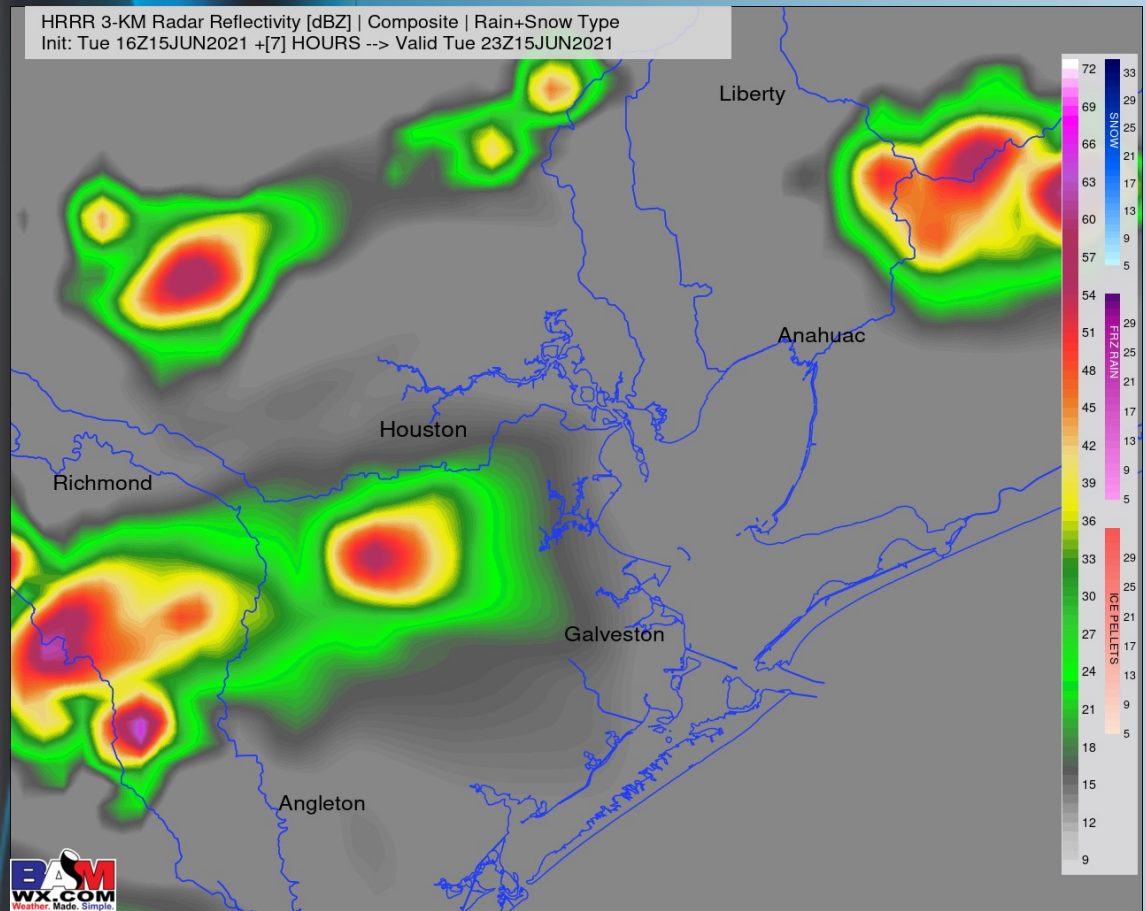
## Short-Term Forecast Discussion

- Still thinking there can be isolated showers and storms possible this afternoon through about sunset mainly north of the Boarding Stations tonight. Into the evening to overnight, however, a drier trend looks to ensue. In any isolated heavier downpours, briefly reduced visibility and gustier winds can't be ruled out.
- Winds look to rather minimal once again tonight out of the ESE, around 4 – 8 MPH. Some localized breezier conditions possible under any isolated storms that can form.
- Temperatures today look to dip down into the lower 80s F overnight.
- *No fog anticipated tonight.*

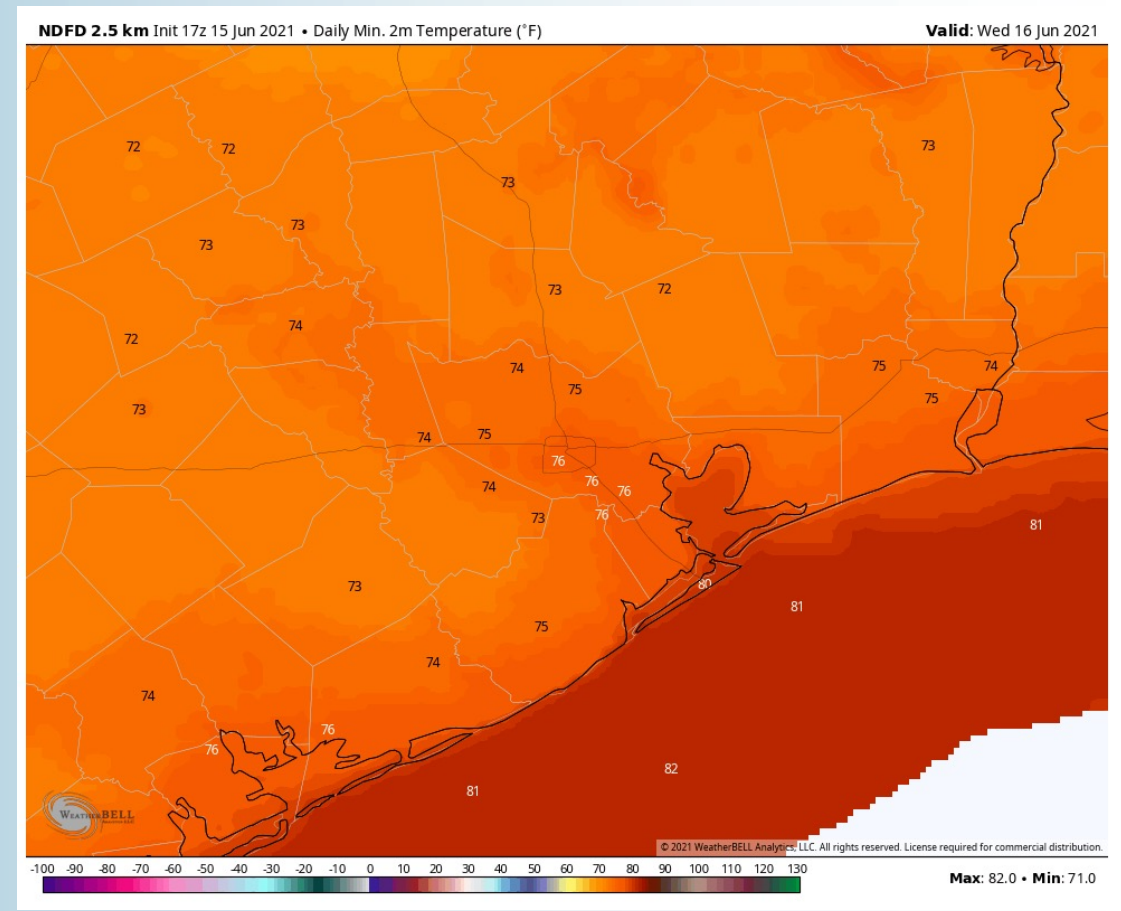
## Sustained Winds (2 AM CT)



## Simulated Radar Snapshot (6 PM CT)



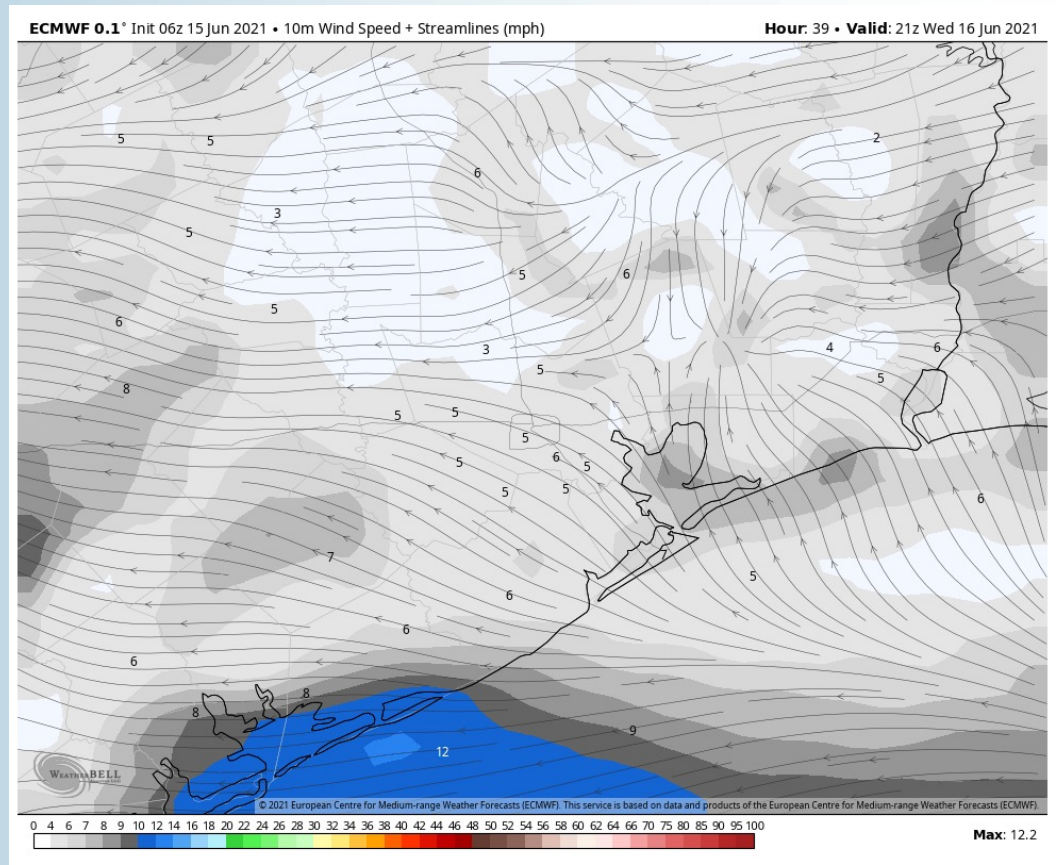
## Low Temperatures Tonight



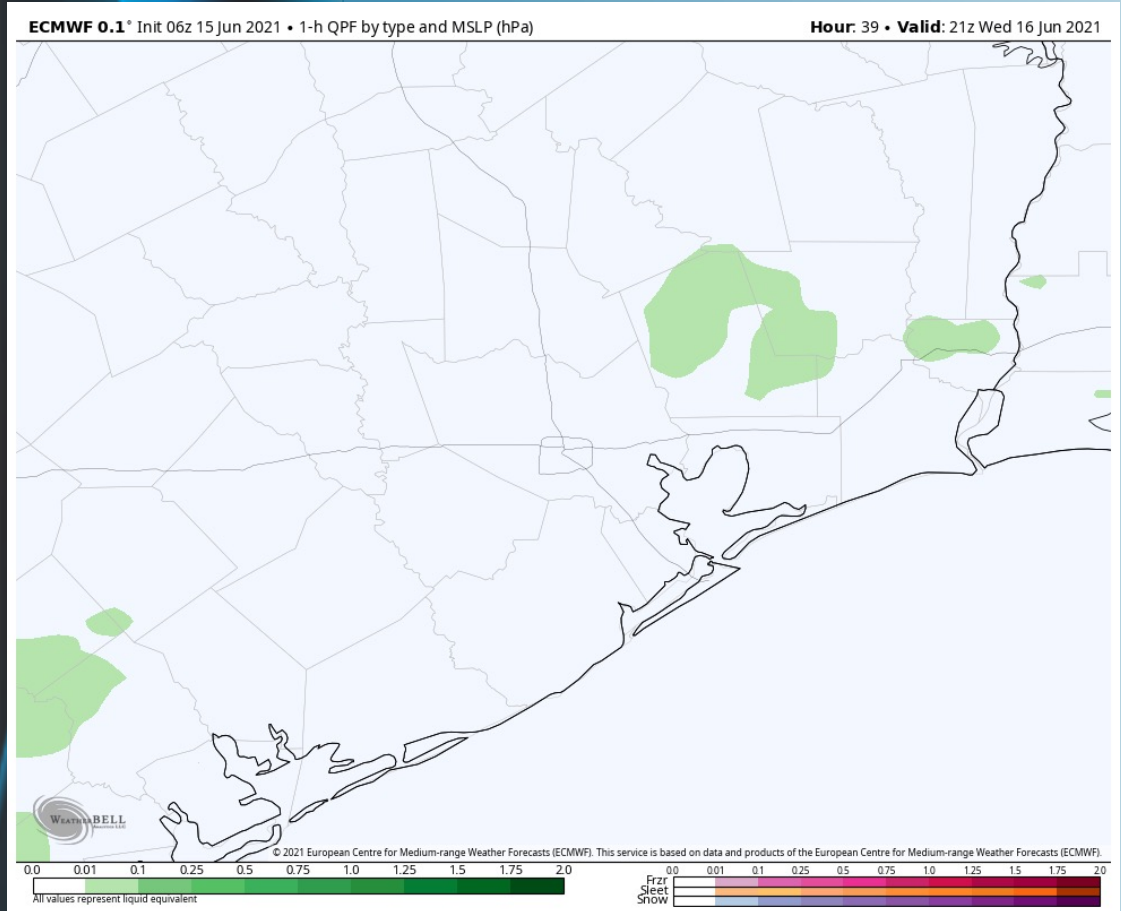
## Short-Term Forecast Discussion

- Wednesday looks to have isolated chances in the afternoon hours with any activity likely waning down with the loss of daylight similar to today. The way things have been trending, we'd favor lower end chances to mainly dry here once again.
- Winds on Wednesday morning look to start weakly out of the NE at 3-6 MPH sustained, shifting out of the SE into the PM hours at a similar speed, possibly at times up to 4-8 MPH sustained.
- Temperatures on WED look to get into the mid to upper 80's F over open waters.
- ***No fog anticipated Wednesday.***

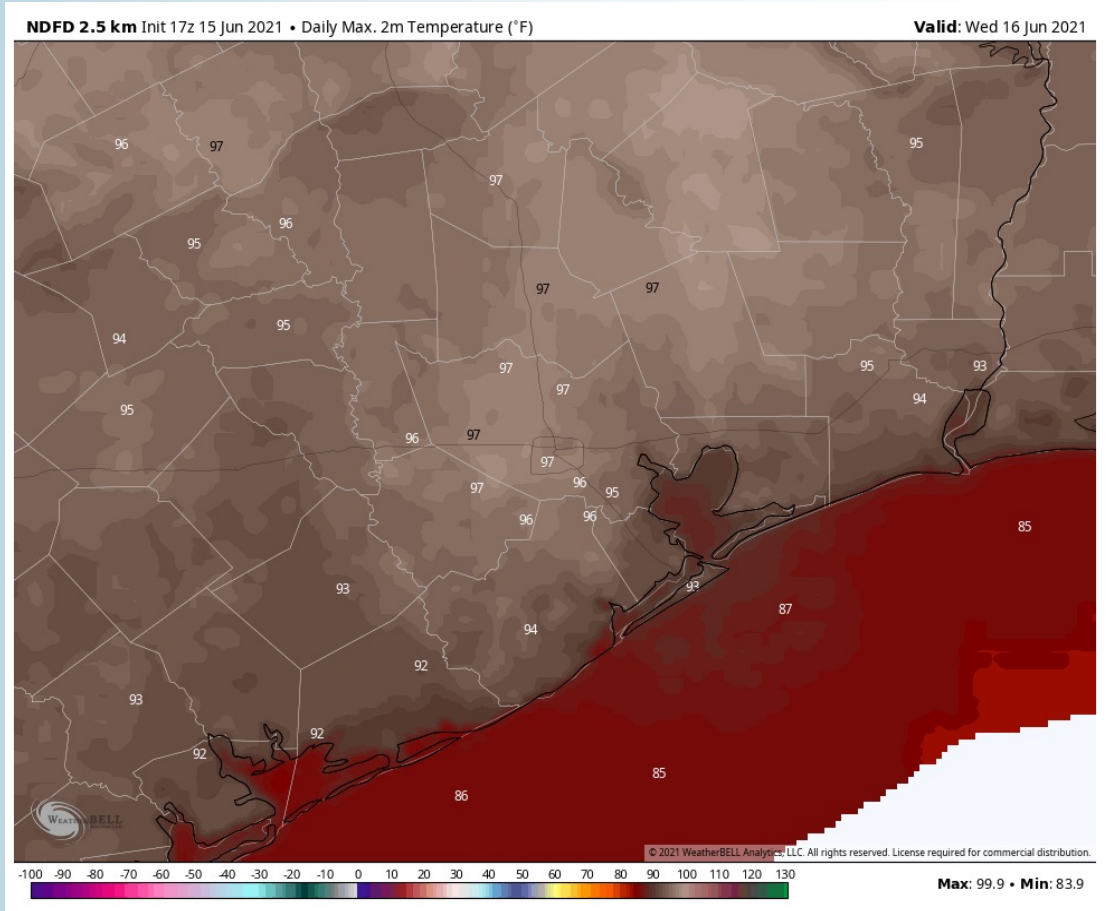
## Sustained Winds (5 PM CT)



## Simulated Radar Snapshot (5 PM CT)



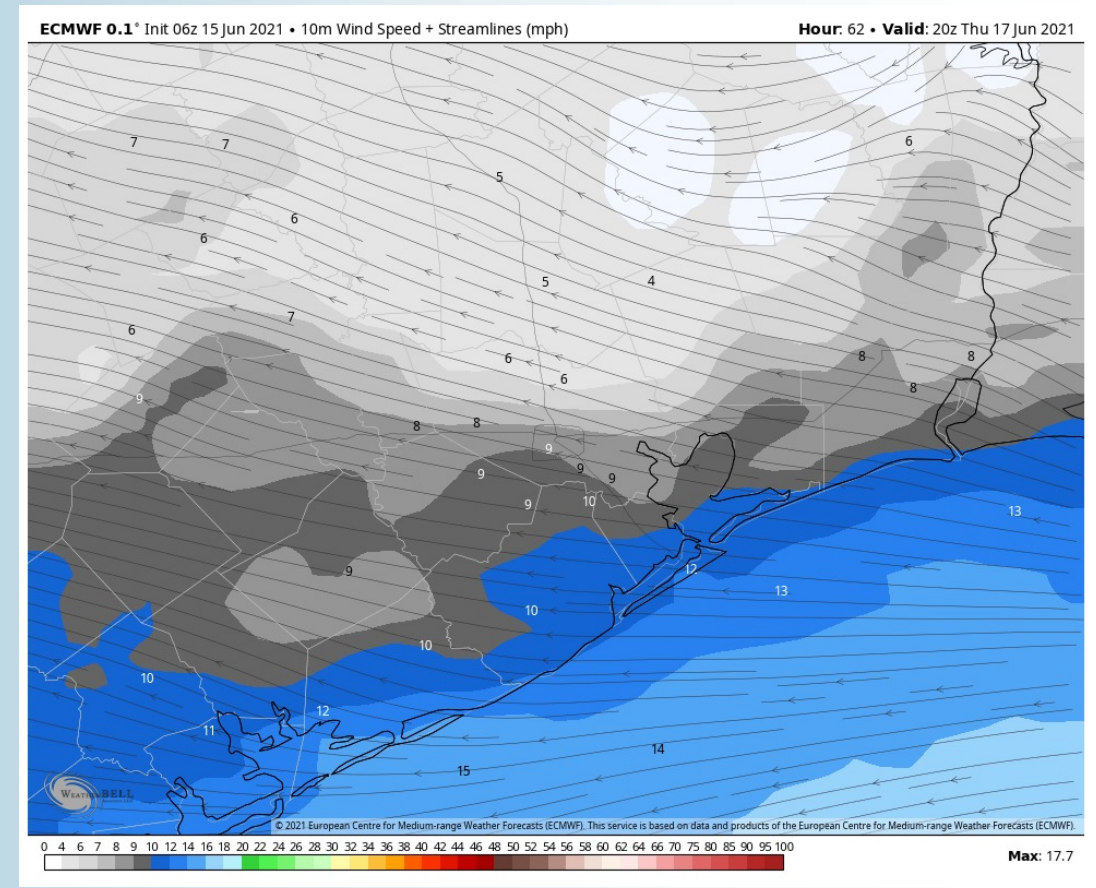
## High Temperatures WED



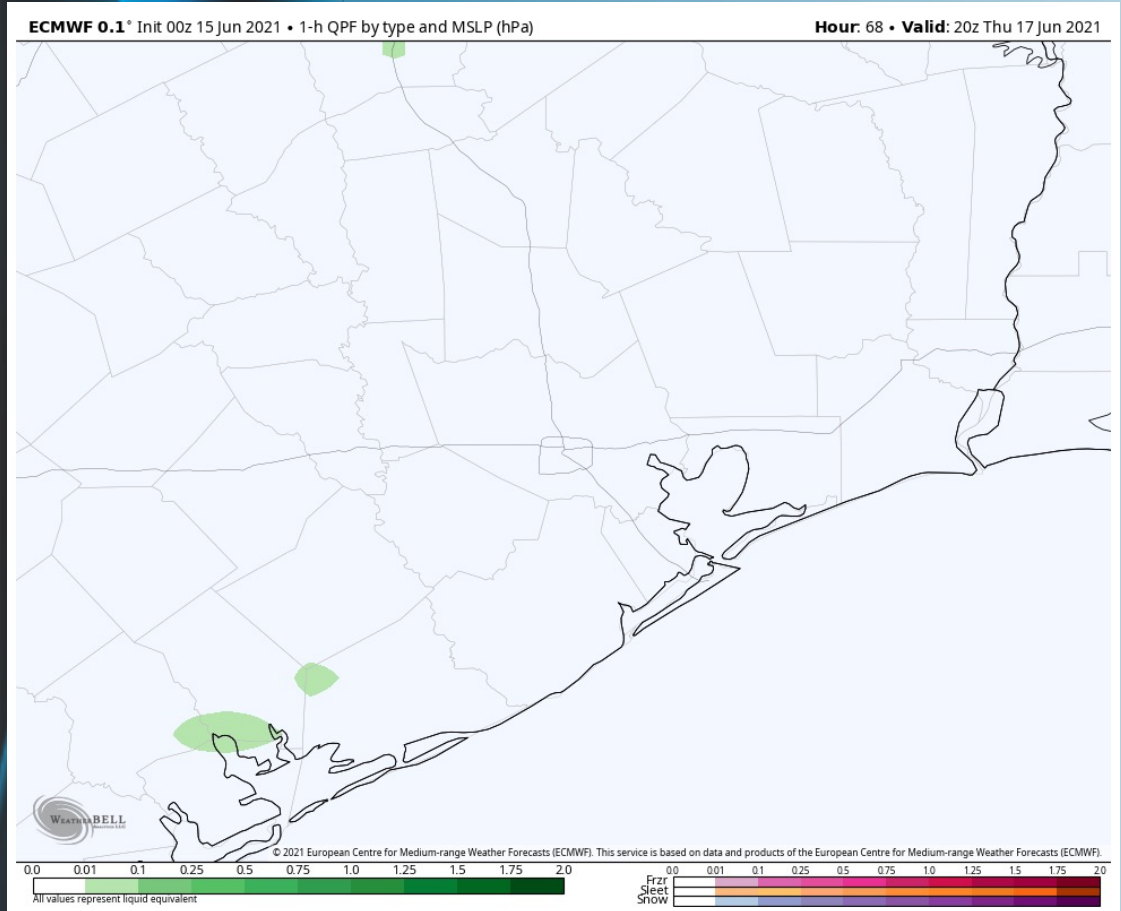
## Short-Term Forecast Discussion

- Right now we are favoring overall a drier forecast here for Thursday across the area.
- Winds on Thursday look to mainly be out of the ESE at 5-10 MPH, sustained, at times gusting up to 10-15 MPH.
- Temperatures on THU look to get into the mid to upper 80's F open waters.
  - *No fog anticipated Thursday.*

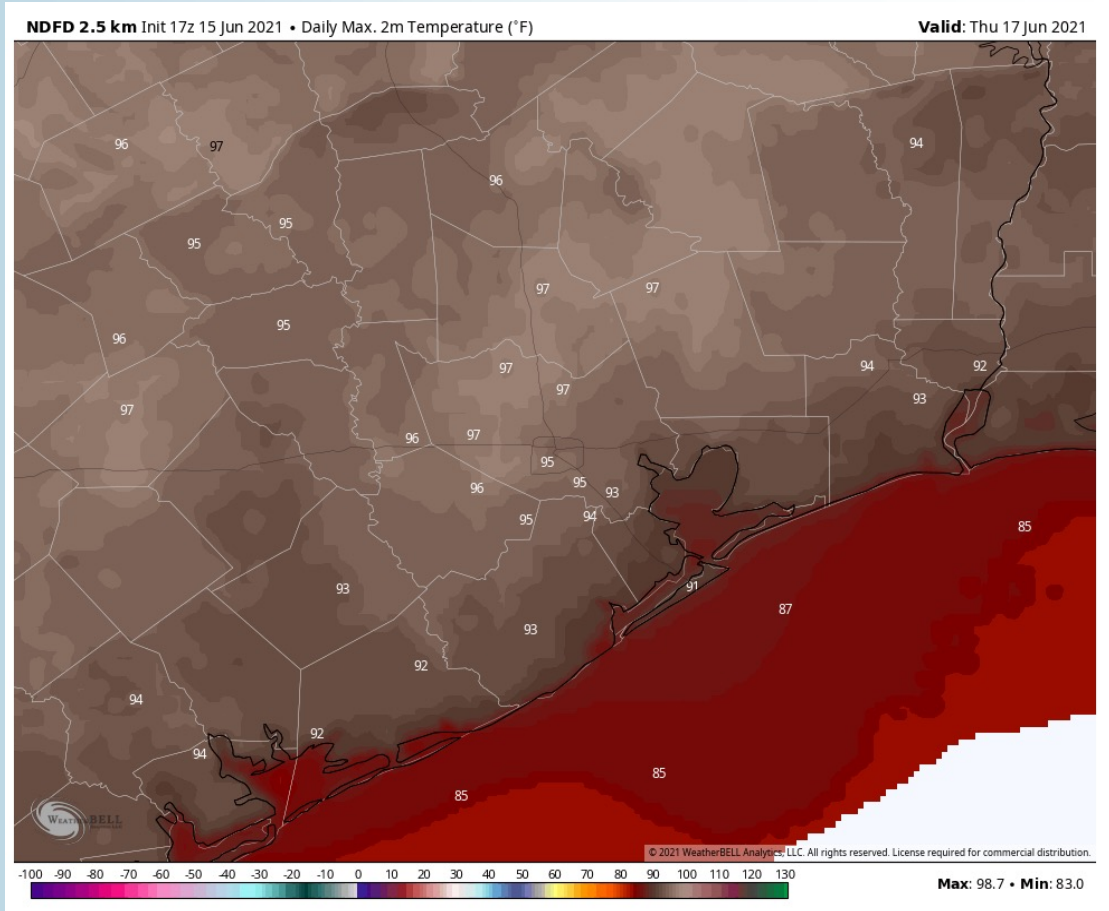
## Sustained Winds (4 PM CT)



## Simulated Radar Snapshot (4 PM CT)



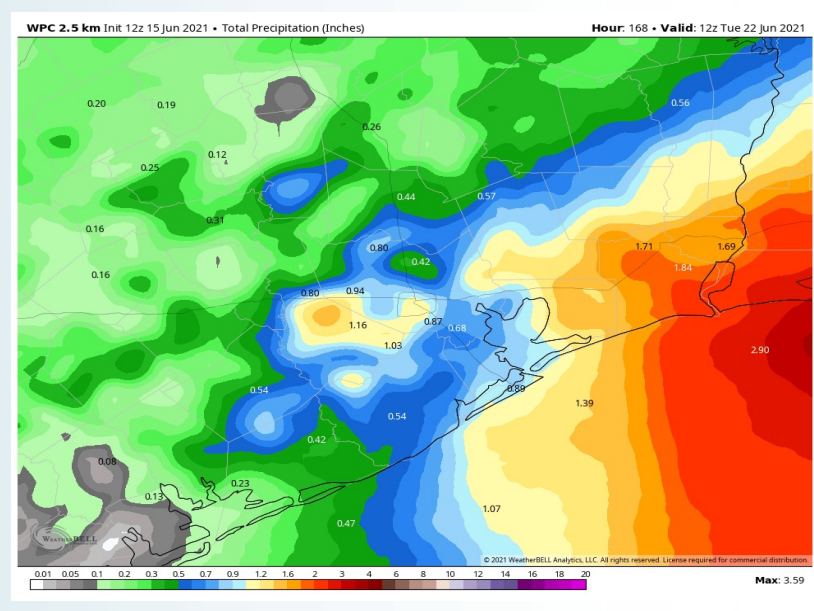
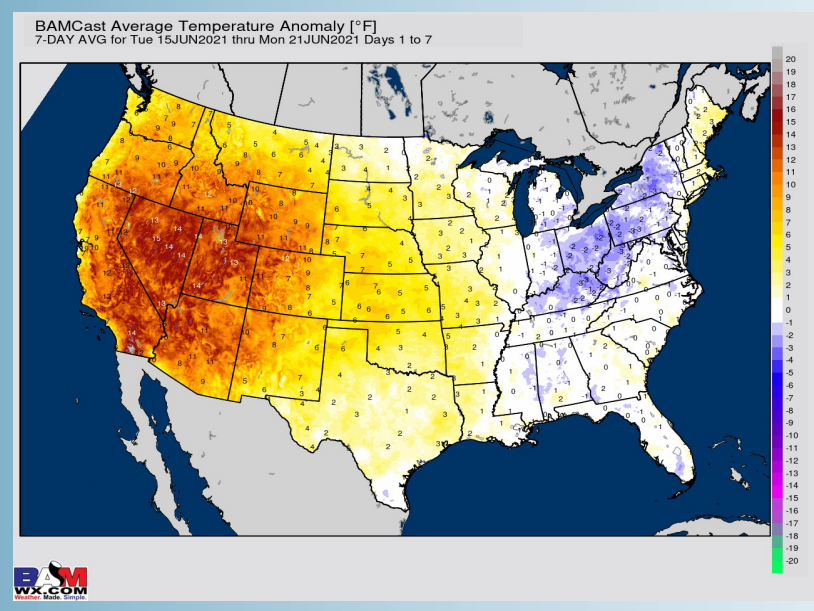
## High Temperatures THU



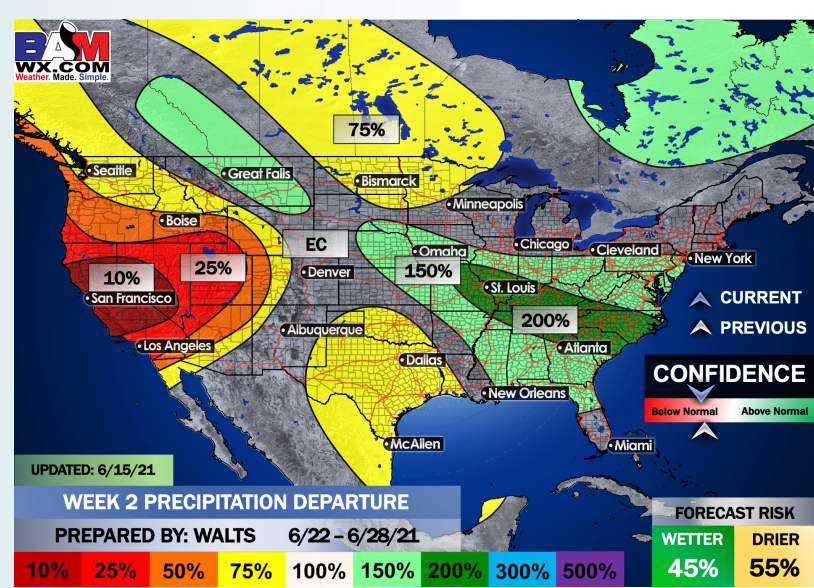
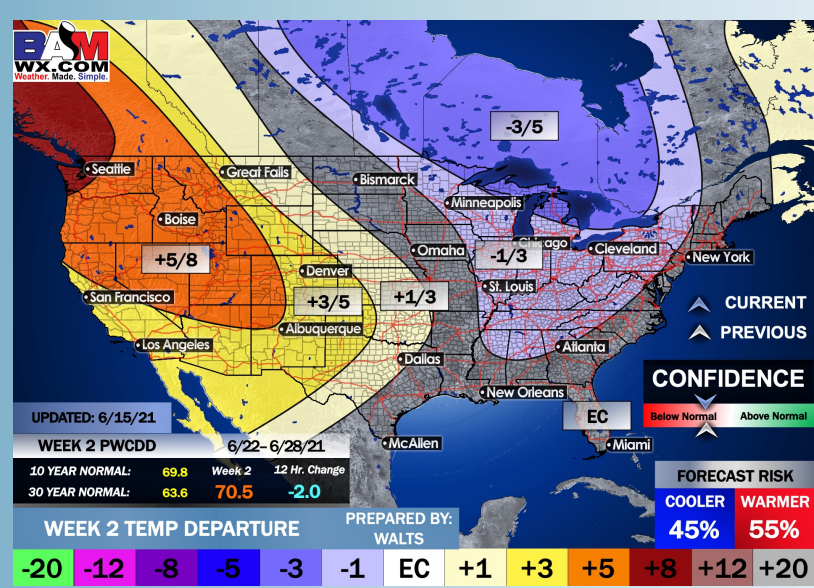
## Long-Range Forecast Discussion

- Temperatures look to run at/ slightly above normal the next 7 days. Isolated rain chances will be possible for much of the week ahead with increasing chances heading into the weekend as a tropical disturbance gets closer (should stay mostly east of HOU towards Louisiana).
- Week 2 is anticipated to trend drier vs previous wetter weeks across the area, while temps look to stay about normal here into late June.
- The weeks ¾ (late June to early July) period likely features more cooler than normal temperatures, while precipitation looks to return back to above normal in this period as well.

## Week 1 Forecast



## Week 2 Forecast



## Weeks 3/4 Forecast

