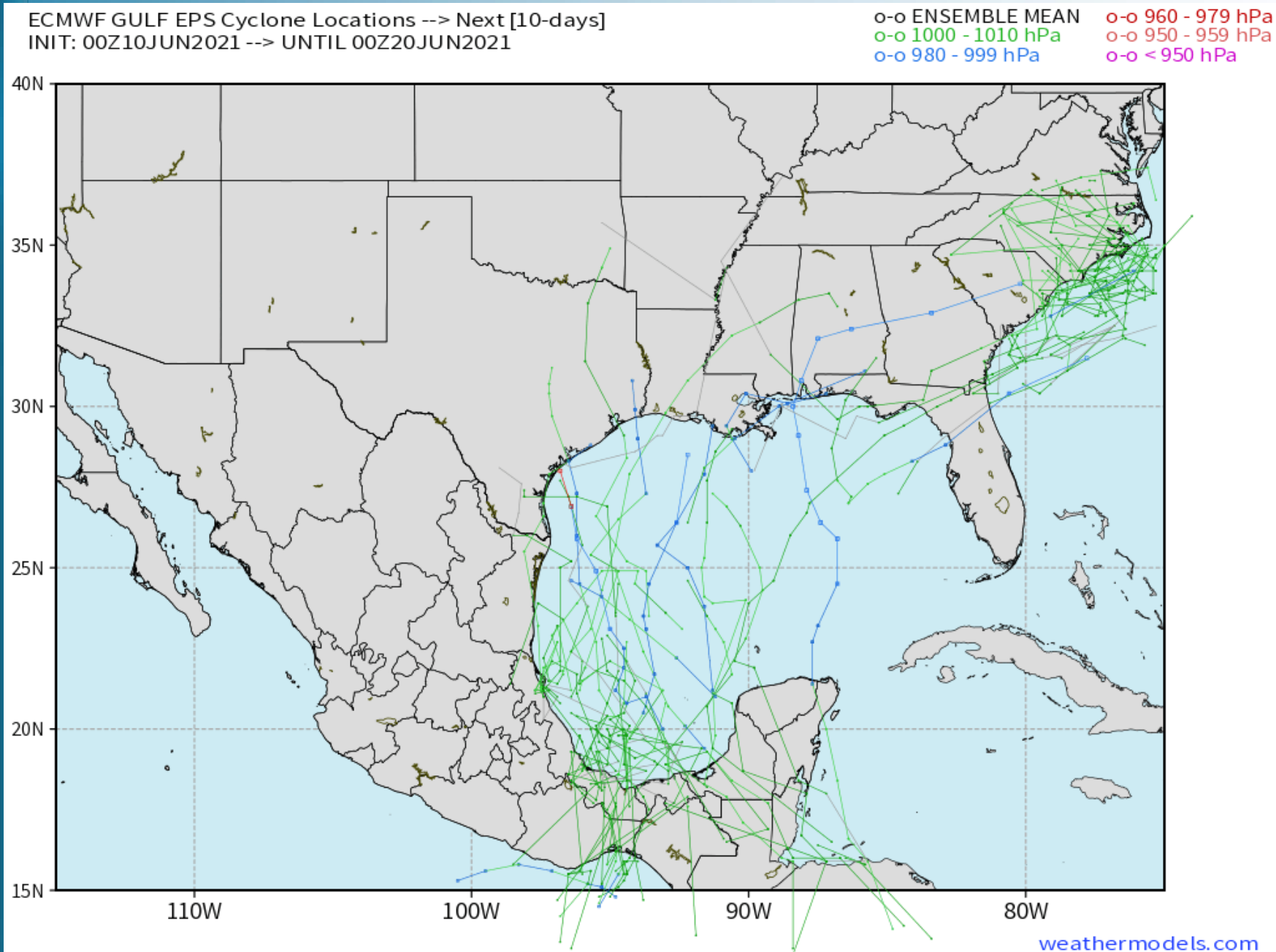


Updated: 12:10 PM CT, Thursday, June 10, 2021

- **As always, please do not hesitate to reach out to us with any forecast questions via the chat option on the Weather Porthole or our on call number, **(317)-560-8122** press 1 for forecast questions.**

Tropical Update:

Euro Ensemble Tracks (Next 10-days):



Keeping an eye on the tropics/ Gulf of Mexico for increased activity, especially 10 – 15 days from now. This does not necessarily mean that a hurricane will form and does not mean that HOU will see this activity, but something to be mindful of as guidance is trying to hint at a very loosely organized wave **potentially**** somewhere in the June 18-22 window. We will continue to monitor.**



Visibility Report

Thursday, June 10, 2021

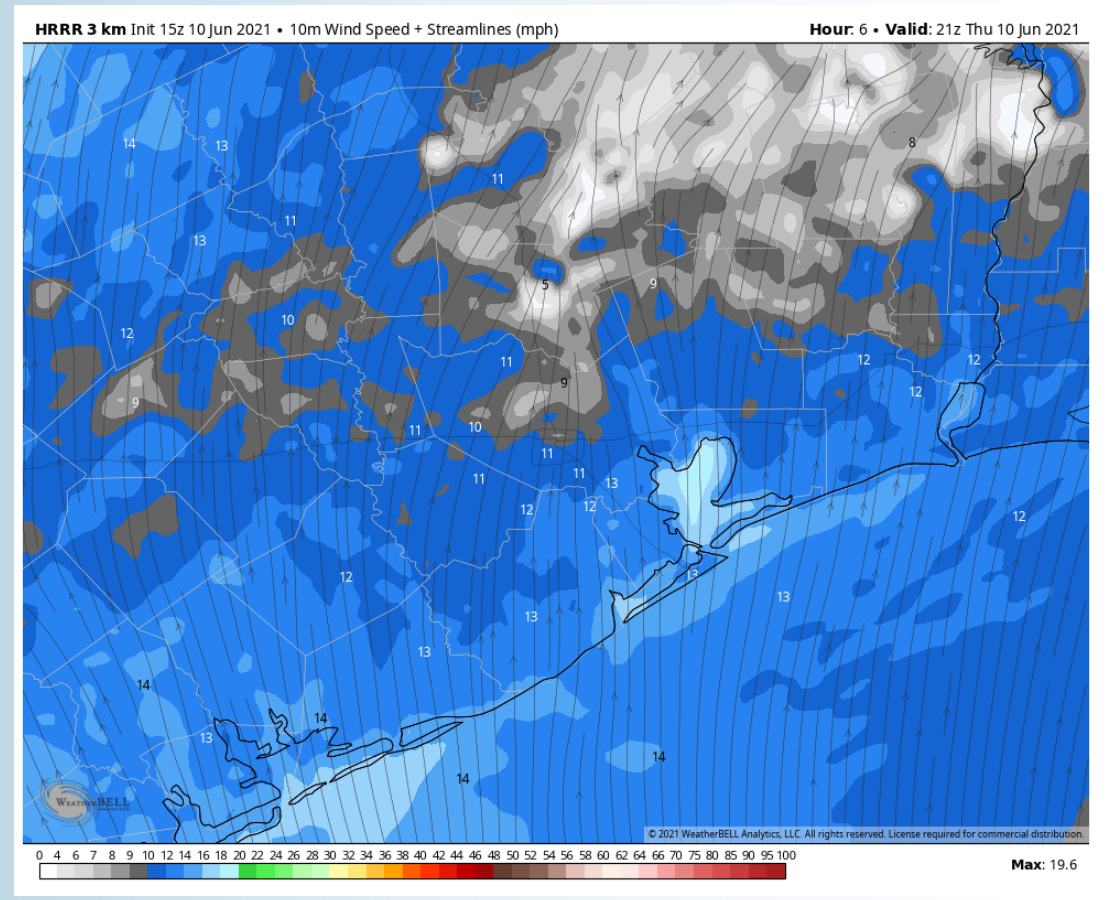
HOURLY VISIBILITY BREAKDOWN (in miles)

Time	06-10-2021 Thu 11am	06-10-2021 Thu 12pm	06-10-2021 Thu 1pm	06-10-2021 Thu 2pm	06-10-2021 Thu 3pm	06-10-2021 Thu 4pm	06-10-2021 Thu 5pm	06-10-2021 Thu 6pm	06-10-2021 Thu 7pm	06-10-2021 Thu 8pm	06-10-2021 Thu 9pm	06-10-2021 Thu 10pm	06-10-2021 Thu 11pm	06-11-2021 Fri 12am	06-11-2021 Fri 1am	06-11-2021 Fri 2am	06-11-2021 Fri 3am	06-11-2021 Fri 4am	06-11-2021 Fri 5am	06-11-2021 Fri 6am	06-11-2021 Fri 7am	06-11-2021 Fri 8am	06-11-2021 Fri 9am	06-11-2021 Fri 10am	06-11-2021 Fri 11am	06-11-2021 Fri 12pm	06-11-2021 Fri 1pm	06-11-2021 Fri 2pm	06-11-2021 Fri 3pm	06-11-2021 Fri 4pm	06-11-2021 Fri 5pm	06-11-2021 Fri 6pm	06-11-2021 Fri 7pm	06-11-2021 Fri 8pm	06-11-2021 Fri 9pm	06-11-2021 Fri 10pm	
Houston Pilots N - 610 Bridge	6.862	8.500	8.883	8.715	7.960	8.078	5.974	9.569	7.238	10.00	10.00	9.678	9.771	9.685	9.321	8.882	8.556	7.918	6.996	7.505	8.081	9.560	10.00	10.00	10.00	10.00	10.00	10.00	8.839	9.743	10.00	8.306	8.582	10.00	10.00	8.966	
Houston Pilots M - Kinder 1	6.862	8.500	8.883	8.715	7.960	8.078	5.974	9.569	7.238	10.00	10.00	9.678	9.771	9.760	9.321	8.811	8.558	7.918	7.060	8.153	8.131	9.560	10.00	10.00	10.00	10.00	10.00	10.00	8.839	9.743	10.00	8.306	10.00	10.00	10.00	8.966	
Houston Pilots L - Leens Bayou	6.862	8.500	10.00	9.309	7.960	8.078	5.974	9.569	10.00	10.00	10.00	9.678	9.253	9.846	9.337	8.674	8.536	7.918	7.060	7.763	8.233	9.600	10.00	10.00	10.00	10.00	10.00	10.00	9.743	10.00	8.306	10.00	10.00	9.743	8.966		
Houston Pilots K - hell Crude	6.862	8.500	10.00	10.00	7.960	8.078	5.974	10.00	10.00	10.00	9.148	9.588	9.071	9.846	9.369	8.705	8.348	7.918	7.060	8.153	8.233	9.497	10.00	10.00	10.00	10.00	10.00	10.00	9.743	10.00	10.00	10.00	10.00	9.424	8.966		
Houston Pilots J - Lynchburg Ferries	6.862	8.500	10.00	10.00	8.907	8.078	5.974	10.00	10.00	10.00	9.148	9.177	9.071	8.773	9.337	8.093	8.348	7.918	7.060	8.153	8.233	9.474	10.00	10.00	10.00	10.00	10.00	10.00	9.743	10.00	10.00	10.00	10.00	9.424	8.966		
Houston Pilots I - Exxon 3	8.269	10.00	10.00	10.00	8.907	10.00	10.00	10.00	10.00	10.00	9.148	9.177	9.071	8.773	9.369	8.093	8.348	8.399	8.620	8.569	8.233	9.474	10.00	10.00	10.00	10.00	10.00	10.00	9.743	10.00	10.00	10.00	10.00	9.424	8.966		
Houston Pilots H - Morgans Point	10.00	10.00	10.00	10.00	8.907	10.00	10.00	10.00	10.00	10.00	9.148	9.392	9.071	9.286	9.369	8.093	8.348	8.668	8.620	8.569	8.527	9.782	10.00	10.00	10.00	10.00	10.00	10.00	10.00	10.00	10.00	10.00	10.00	10.00	9.424	8.966	
Houston Pilots G - 75/76	10.00	10.00	10.00	10.00	10.00	10.00	10.00	10.00	10.00	10.00	10.00	10.00	9.588	9.191	9.087	9.003	8.093	8.969	8.668	8.910	8.923	8.577	9.782	10.00	10.00	10.00	10.00	10.00	10.00	10.00	10.00	10.00	10.00	10.00	9.806	9.050	
Houston Pilots F - 63/64	10.00	10.00	10.00	10.00	10.00	10.00	10.00	10.00	10.00	10.00	10.00	10.00	9.714	9.300	9.095	8.906	8.982	8.969	9.169	9.240	9.049	8.154	9.784	10.00	10.00	10.00	10.00	10.00	10.00	10.00	10.00	10.00	10.00	10.00	10.00	9.768	9.050
Houston Pilots E - 51/52	10.00	10.00	10.00	10.00	10.00	10.00	10.00	10.00	10.00	10.00	10.00	10.00	9.714	9.676	9.608	9.071	8.982	8.969	9.479	9.875	9.510	9.872	9.909	10.00	10.00	10.00	10.00	10.00	10.00	10.00	10.00	10.00	10.00	10.00	10.00	9.806	9.050
Houston Pilots D - 37/38	10.00	10.00	10.00	10.00	10.00	10.00	10.00	10.00	10.00	10.00	10.00	10.00	9.714	9.564	9.608	9.088	8.982	8.969	9.479	9.875	9.510	9.872	10.00	10.00	10.00	10.00	10.00	10.00	10.00	10.00	10.00	10.00	10.00	10.00	10.00	9.050	
Houston Pilots C - 25/26	10.00	10.00	10.00	10.00	10.00	10.00	10.00	10.00	10.00	10.00	10.00	10.00	10.00	9.867	10.00	9.792	9.446	9.654	10.00	10.00	9.510	10.00	10.00	10.00	10.00	10.00	10.00	10.00	10.00	10.00	10.00	10.00	10.00	10.00	9.612		
Houston Pilots B - 11/12	10.00	10.00	10.00	10.00	10.00	10.00	10.00	10.00	10.00	10.00	10.00	10.00	10.00	10.00	10.00	9.820	10.00	10.00	10.00	10.00	10.00	10.00	10.00	10.00	10.00	10.00	10.00	10.00	10.00	10.00	10.00	10.00	10.00	10.00	9.637		
Houston Pilots A - 1 & 2 Bravo	10.00	10.00	10.00	10.00	10.00	10.00	10.00	10.00	10.00	10.00	10.00	10.00	10.00	10.00	10.00	10.00	10.00	10.00	10.00	10.00	10.00	10.00	10.00	10.00	10.00	10.00	10.00	10.00	10.00	10.00	10.00	10.00	10.00	9.851	9.800		

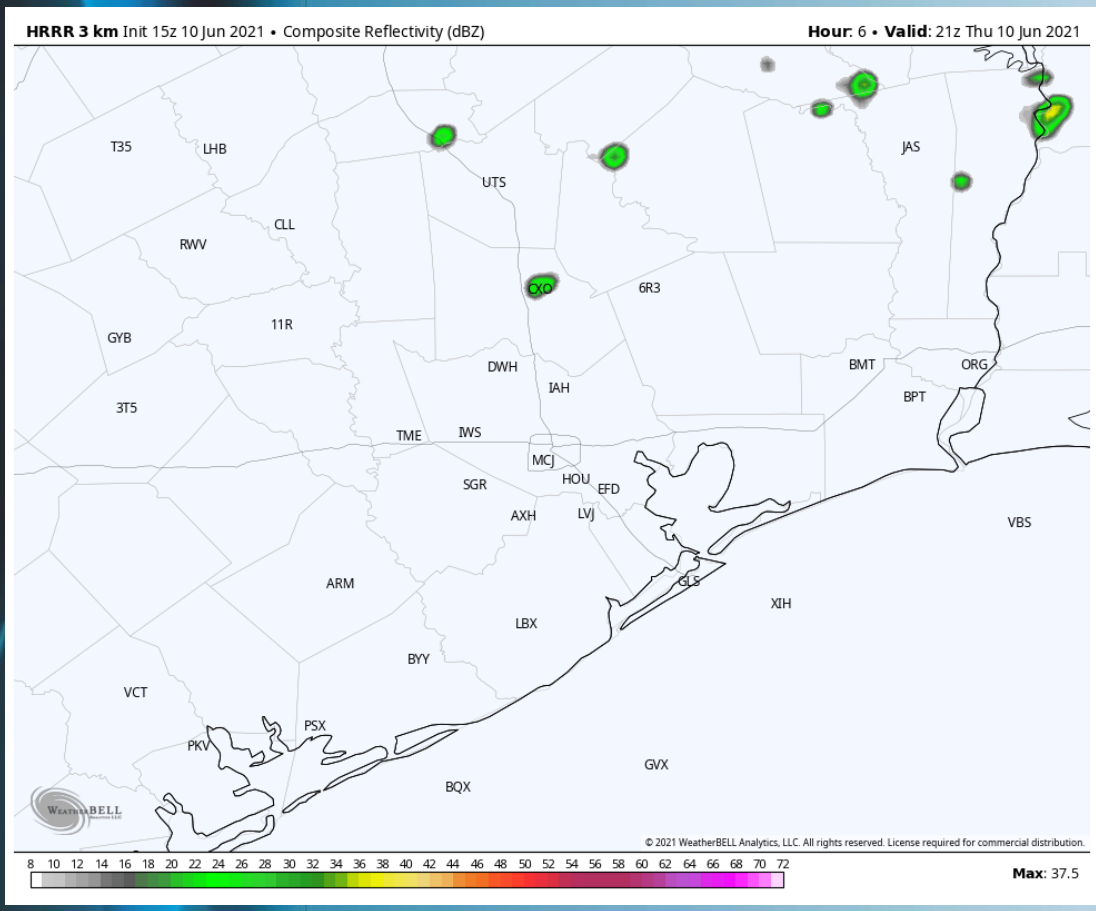
Short-Term Forecast Discussion

- **Continue to favor dry conditions today with an extremely isolated shot of a stray shower before 3 PM.**
- **Winds are anticipated to be from the SSE, sustained around 10 – 15 MPH. Gusts around ~15-20 MPH will be possible.**
- **Low temperatures into tomorrow morning look to get into the lower 80's F.**
 - ***No Fog anticipated today.***

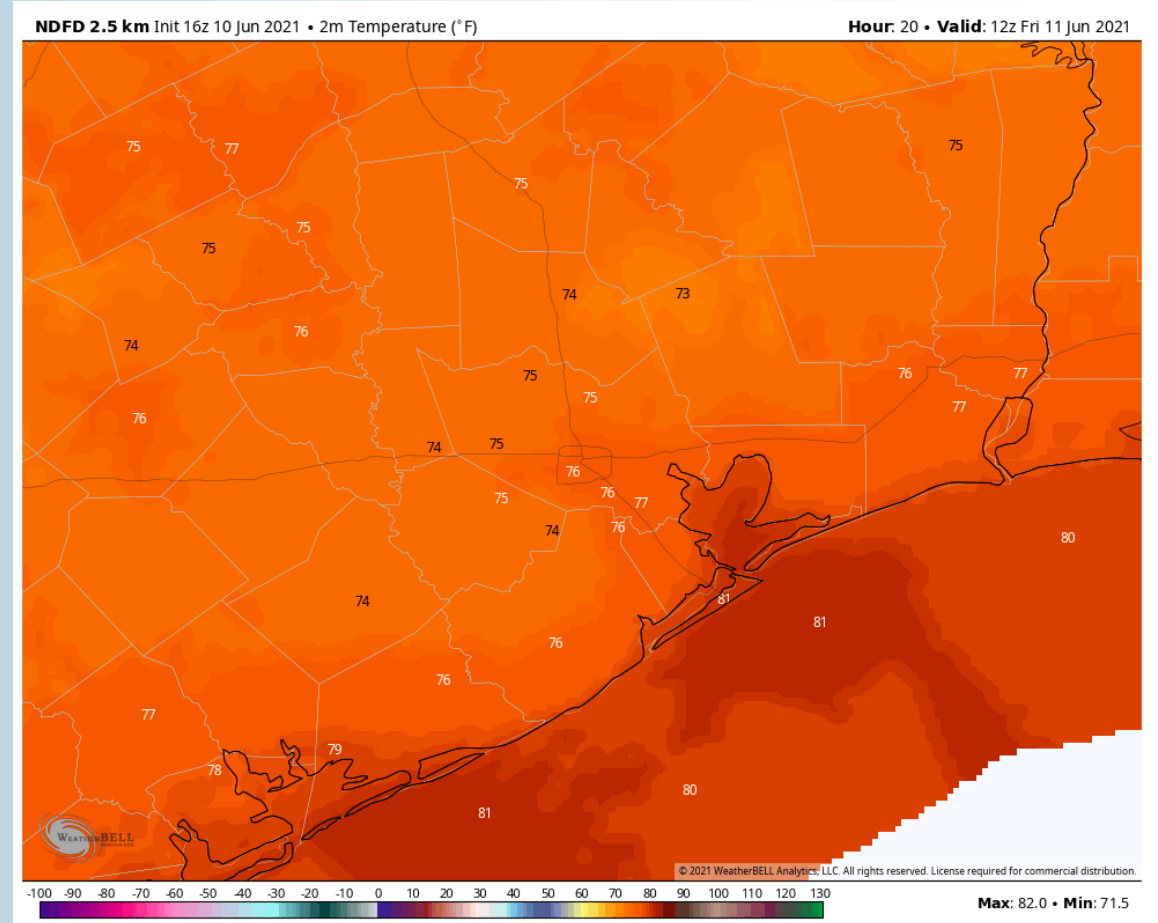
Sustained Winds (4 PM CT)



Simulated Radar Snapshot (4 PM CT)



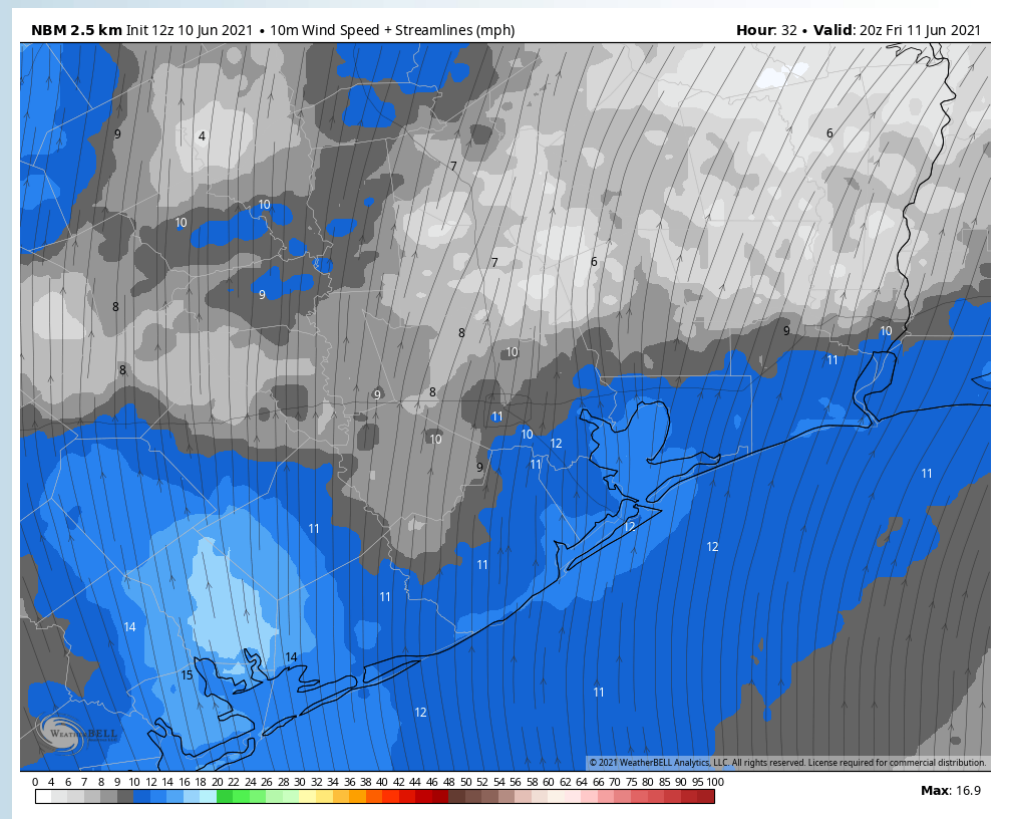
Low Temperatures into Fri Morning



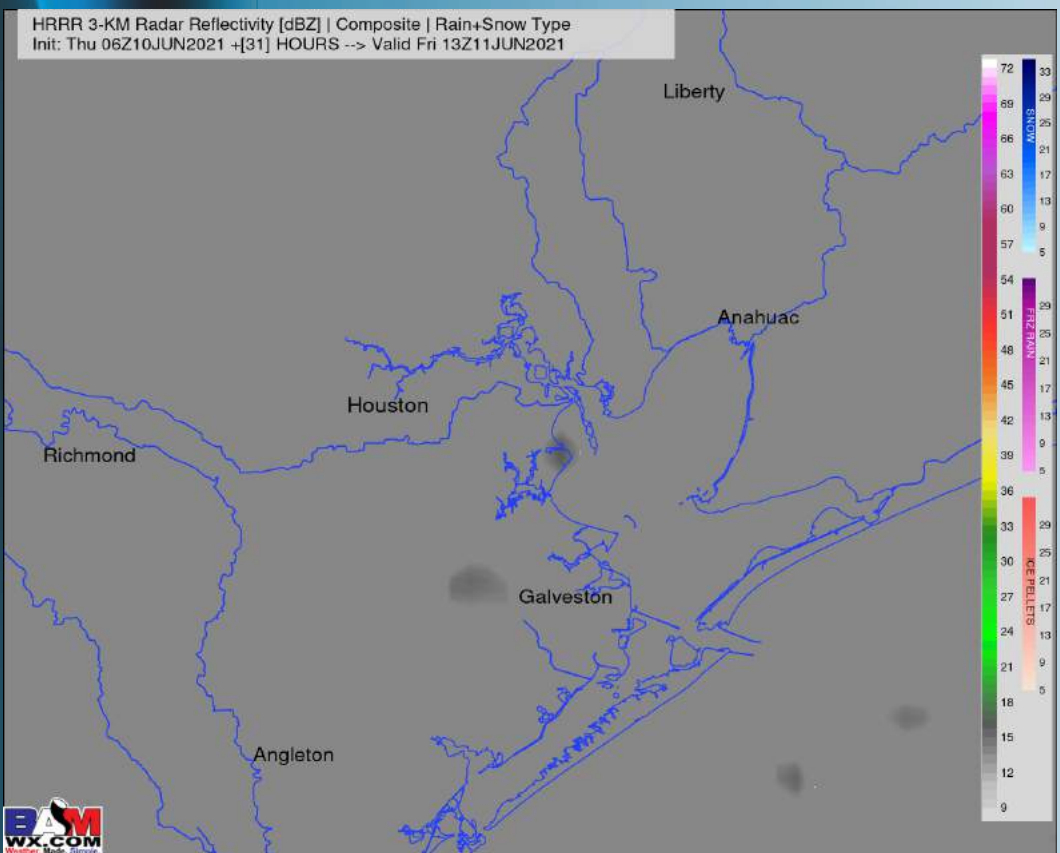
Short-Term Forecast Discussion

- Friday is anticipated to be a dry day.
- Winds looks to be a bit calmer, coming out of the South at 8-13 MPH with gusts 13-18 MPH.
- High Temps look to reach the upper 80s mark with lower-to-mid 90s inland.
- *Not expecting fog Friday.*

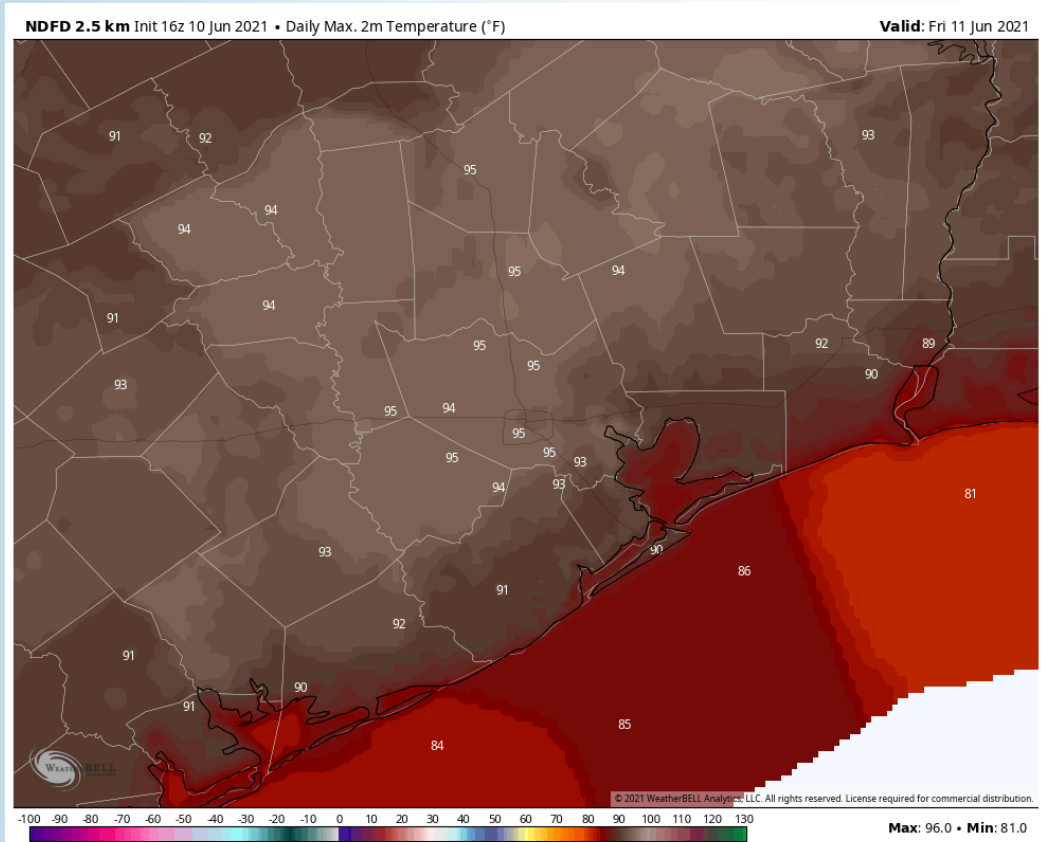
Sustained Winds (3 PM CT)



Simulated Radar Snapshot (9 AM CT)



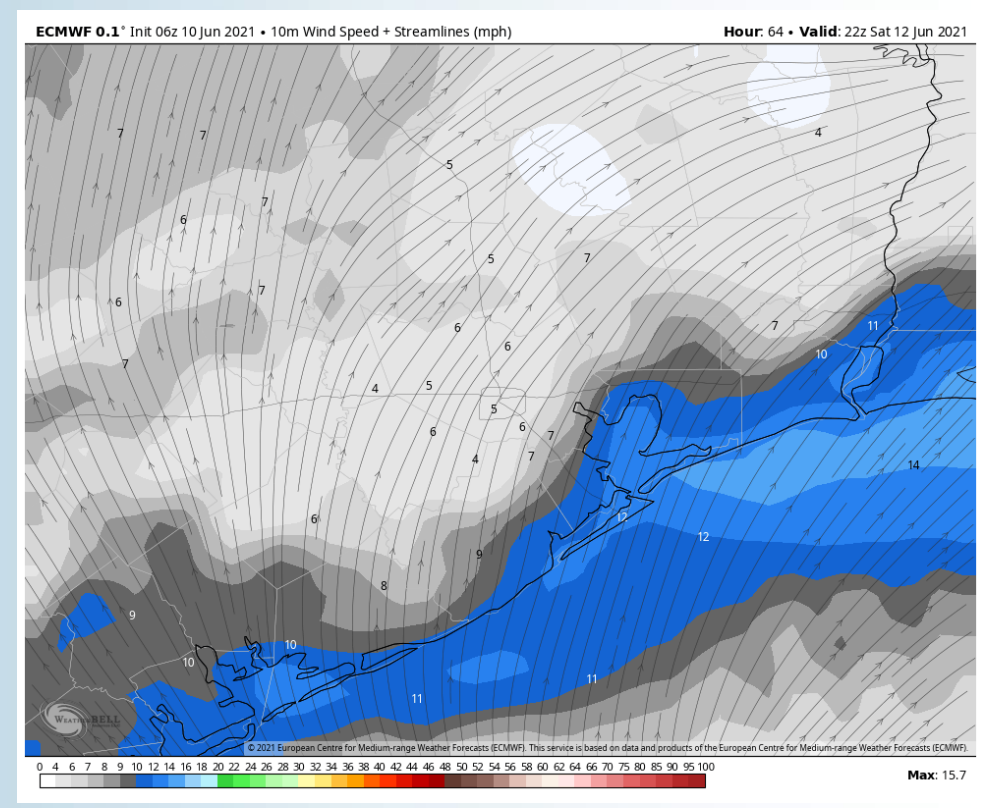
High Temps Friday



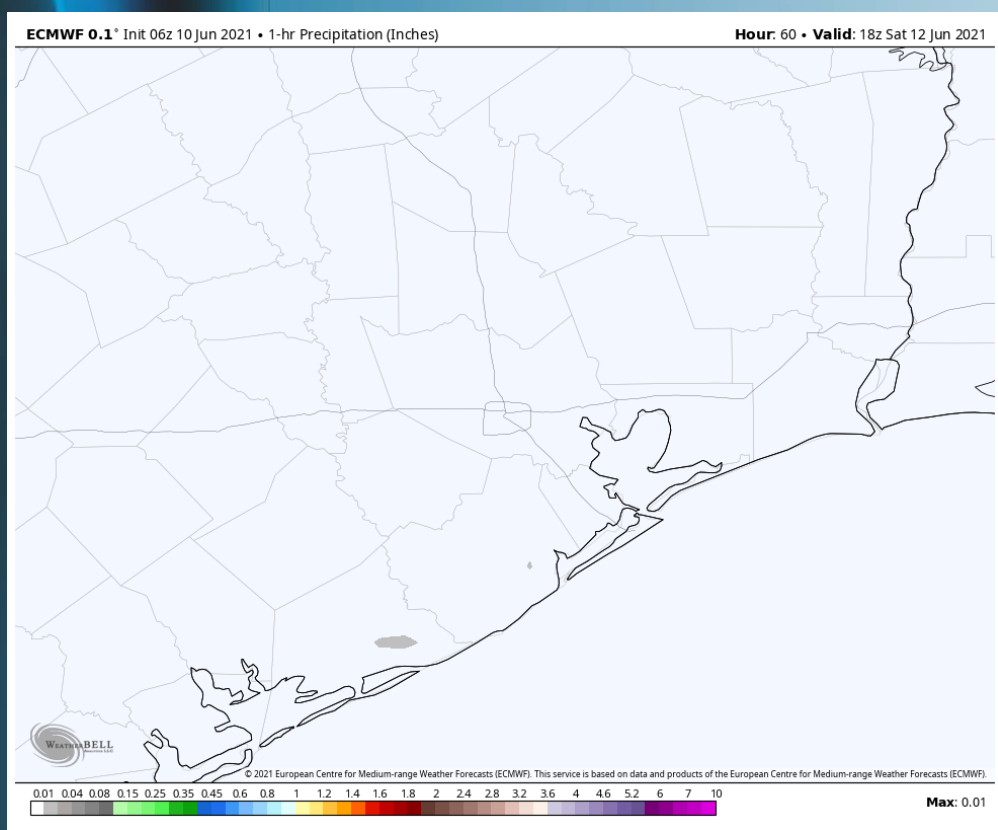
Short-Term Forecast Discussion

- At this distance Saturday is looking dry
- Winds will continue to stay generally calmer, out of the South at 8-13 MPH with gusts to 18 MPH.
- High Temperatures will be similar to the past few days, mid to upper 80s around the area with lower 90s closer to HOU metro.
- *No fog anticipated Saturday.*

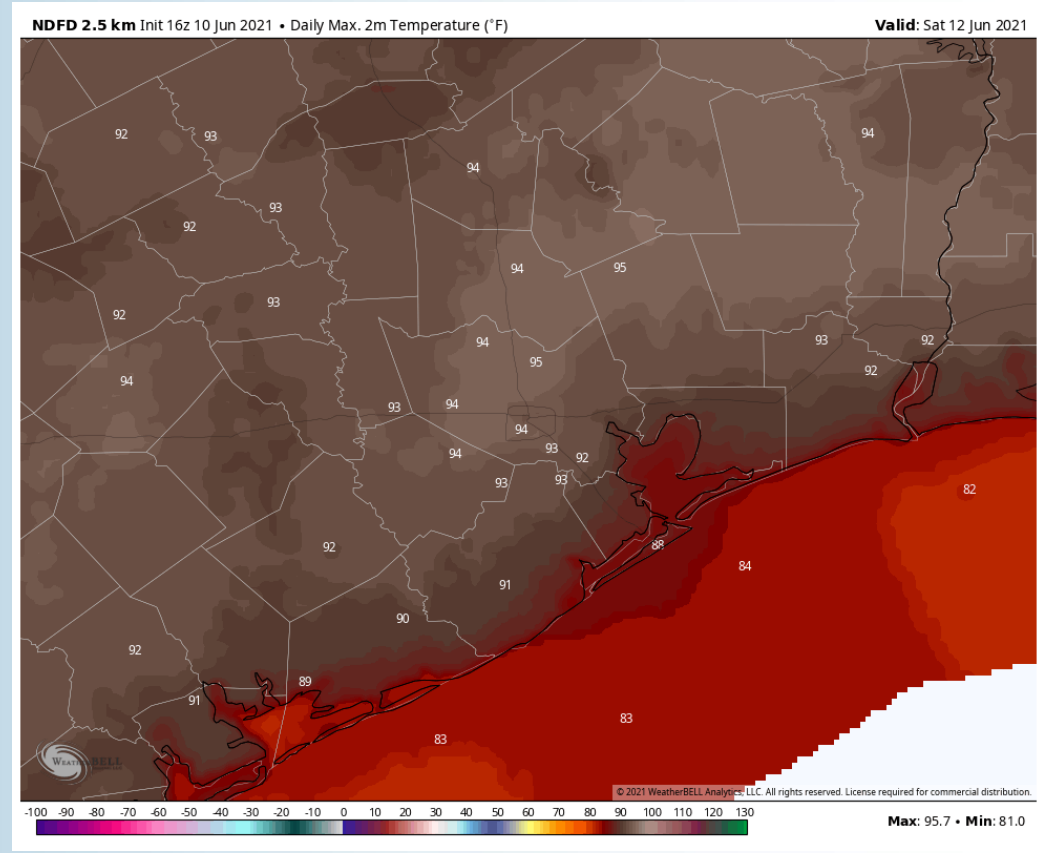
Sustained Winds (5 PM CT)



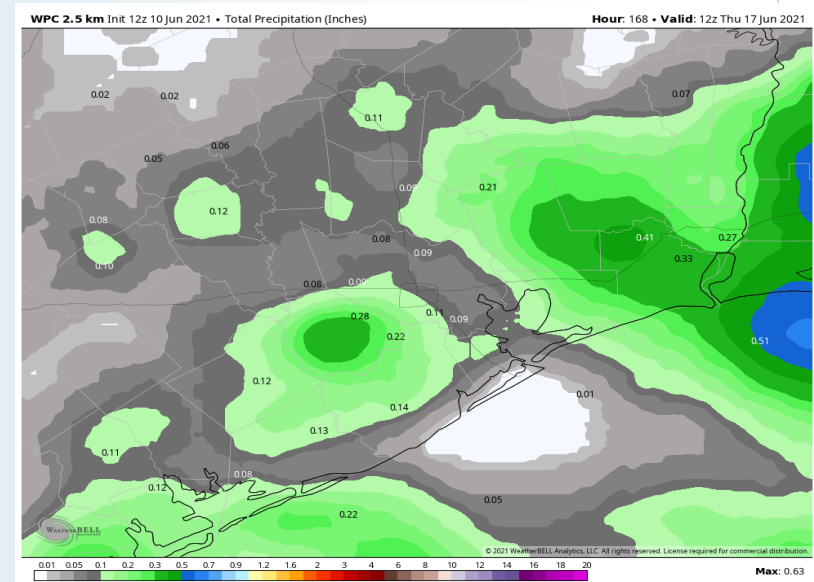
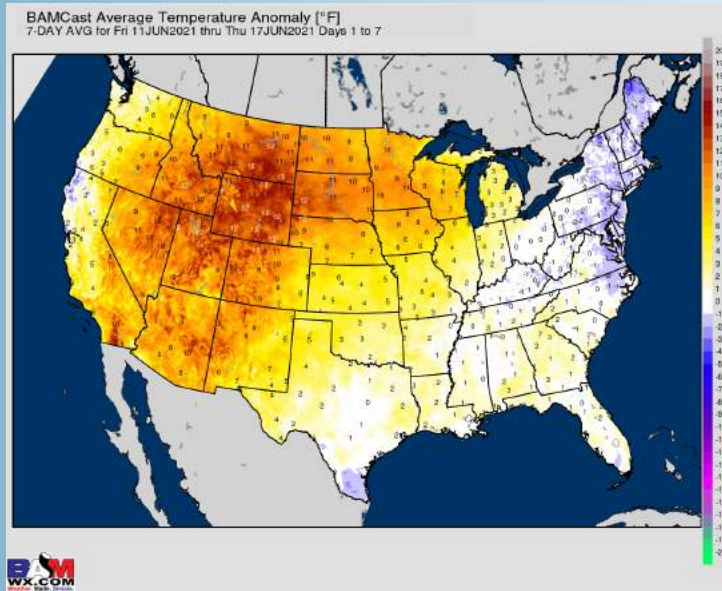
Simulated Radar Snapshot (1 PM CT)



High Temperatures Saturday



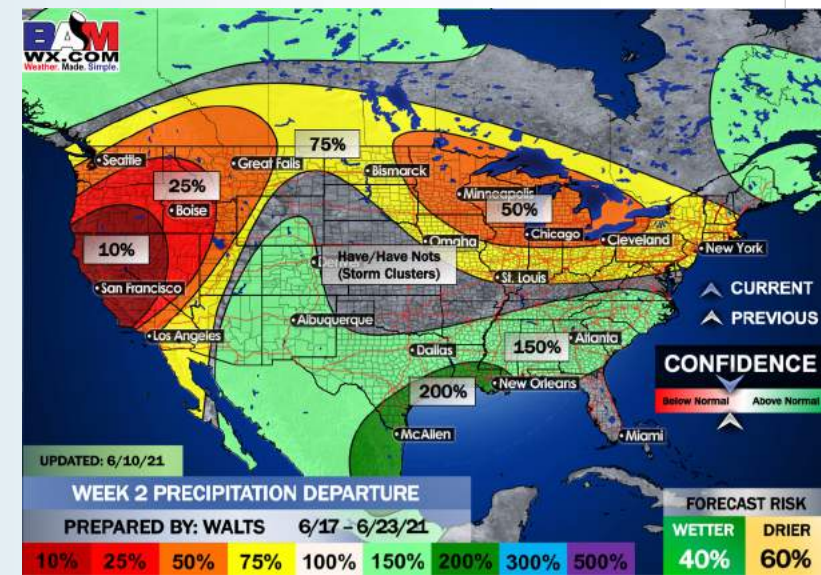
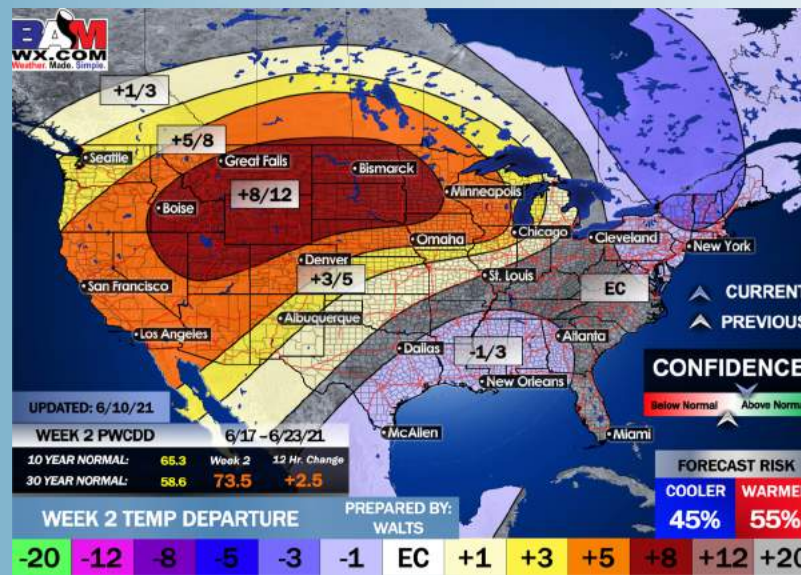
Week 1 Forecast



Long-Range Forecast Discussion

- The next 7 –days look to be less active vs the last few weeks for the HOU area with scattered/ spotty chances late weekend into next week. Activity starts to pick up after Tuesday. Overall Temperatures look to run at near normal.
- Week 2 is anticipated to be an active stretch of weather for the HOU with temperatures running slightly below normal. We will also need to keep an eye on tropical mischief arises in he week 2 timeframe as well.
- The weeks 3/4 (mid to late June) period likely features more cooler than normal temperatures and above normal moisture, similar to our current week 2 thoughts.

Week 2 Forecast



Weeks 3/4 Forecast

