

Updated: 12:00 PM CT, Tuesday, May 25, 2021

- **As always, please do not hesitate to reach out to us with any forecast questions via the chat option on the Weather Porthole or our on call number, **(317)-560-8122** press 1 for forecast questions.**



Visibility Report

Tuesday, May 25, 2021

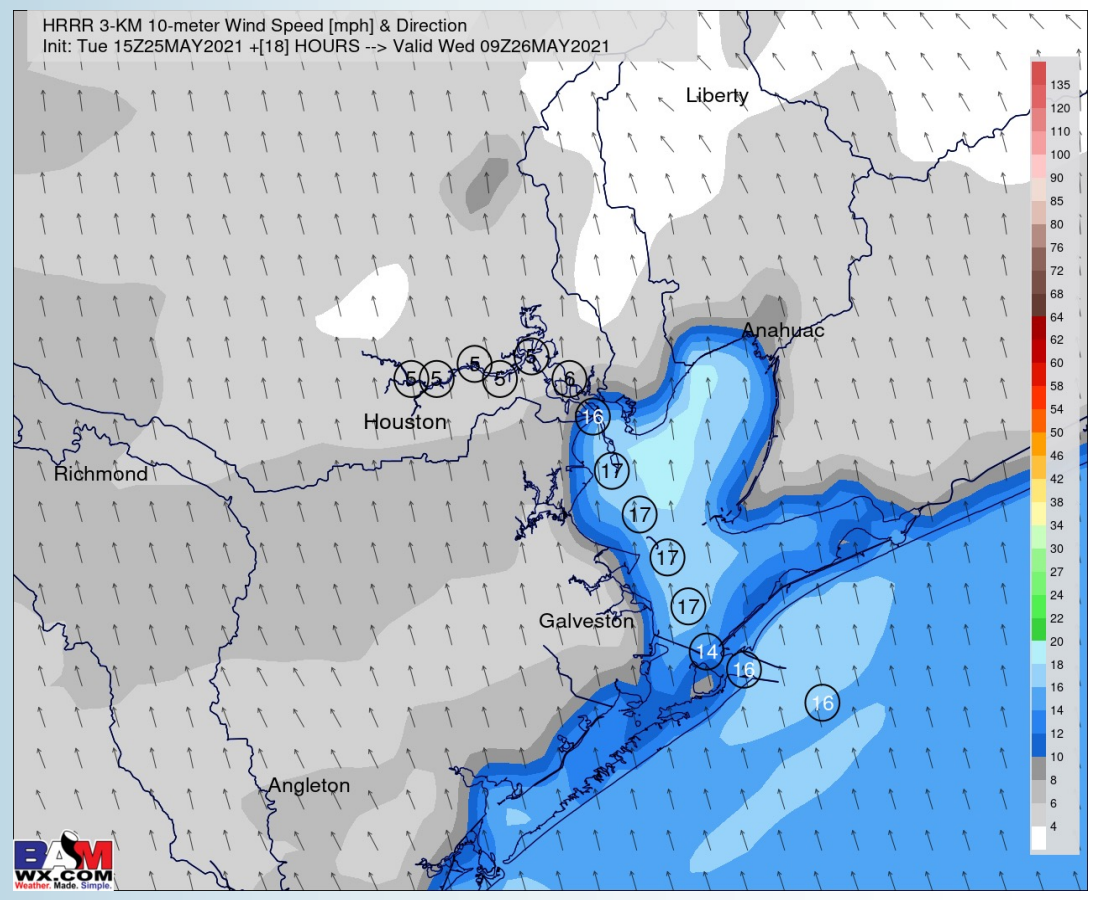
HOURLY VISIBILITY BREAKDOWN (in miles)

Time	05-25-2021 Tue 11am	05-25-2021 Tue 12pm	05-25-2021 Tue 1pm	05-25-2021 Tue 2pm	05-25-2021 Tue 3pm	05-25-2021 Tue 4pm	05-25-2021 Tue 5pm	05-25-2021 Tue 6pm	05-25-2021 Tue 7pm	05-25-2021 Tue 8pm	05-25-2021 Tue 9pm	05-25-2021 Tue 10pm	05-25-2021 Tue 11pm	05-26-2021 Wed 12am	05-26-2021 Wed 1am	05-26-2021 Wed 2am	05-26-2021 Wed 3am	05-26-2021 Wed 4am	05-26-2021 Wed 5am	05-26-2021 Wed 6am	05-26-2021 Wed 7am	05-26-2021 Wed 8am	05-26-2021 Wed 9am	05-26-2021 Wed 10am	05-26-2021 Wed 11am	05-26-2021 Wed 12pm	05-26-2021 Wed 1pm	05-26-2021 Wed 2pm	05-26-2021 Wed 3pm	05-26-2021 Wed 4pm	05-26-2021 Wed 5pm	05-26-2021 Wed 6pm	05-26-2021 Wed 7pm	05-26-2021 Wed 8pm	05-26-2021 Wed 9pm	05-26-2021 Wed 10pm
Houston Pilots N - 610 Bridge	10.00	10.00	10.00	10.00	10.00	10.00	10.00	10.00	10.00	10.00	9.194	8.811	8.543	10.00	8.608	9.163	9.322	8.447	9.540	9.074	9.138	8.879	9.477	10.00	10.00	10.00	9.892	9.541	5.502	7.248	6.768	8.901	9.629	9.336	8.948	8.733
Houston Pilots M - Kinder 1	10.00	10.00	10.00	10.00	10.00	10.00	10.00	10.00	10.00	10.00	9.266	8.862	9.001	10.00	9.055	9.431	9.349	9.032	9.433	9.238	8.810	9.108	9.580	10.00	10.00	10.00	9.089	9.928	5.813	7.626	6.880	9.240	9.637	9.806	9.136	9.334
Houston Pilots L - Greens Bayou	10.00	10.00	10.00	10.00	10.00	10.00	10.00	10.00	10.00	10.00	9.129	8.965	8.805	10.00	9.196	9.477	9.251	8.978	9.223	9.247	8.298	9.004	9.926	10.00	10.00	10.00	9.073	8.982	5.952	8.290	7.717	9.188	9.719	9.743	8.910	9.502
Houston Pilots K - Shell Crude	10.00	10.00	10.00	10.00	10.00	10.00	10.00	10.00	10.00	10.00	8.035	8.953	8.785	10.00	9.481	9.466	9.039	8.898	9.485	9.071	8.348	9.378	10.00	10.00	10.00	10.00	9.269	8.045	6.136	9.338	8.387	9.036	10.00	9.444	8.575	9.335
Houston Pilots J - Lynchburg Ferries	10.00	10.00	10.00	10.00	10.00	10.00	10.00	10.00	10.00	9.484	7.707	8.989	8.869	9.751	9.723	9.378	9.315	9.074	8.955	9.181	8.698	9.721	10.00	10.00	10.00	9.994	7.354	7.115	9.463	9.510	9.197	9.747	9.010	8.893	9.531	
Houston Pilots I - Exxon 3	10.00	10.00	10.00	10.00	10.00	10.00	10.00	10.00	10.00	9.507	8.223	9.159	8.908	9.353	9.755	8.931	9.907	8.824	8.976	9.108	8.973	9.711	10.00	10.00	10.00	10.00	8.559	9.352	10.00	10.00	9.873	9.693	9.051	8.883	9.706	
Houston Pilots H - Morgans Point	10.00	10.00	10.00	10.00	10.00	10.00	10.00	10.00	10.00	10.00	9.348	9.471	9.306	9.595	9.701	10.00	10.00	8.918	9.228	10.00	9.354	9.769	9.862	10.00	10.00	10.00	9.922	9.663	10.00	10.00	10.00	10.00	9.645	9.443	9.348	9.243
Houston Pilots G - 75/76	10.00	10.00	10.00	10.00	10.00	10.00	10.00	10.00	10.00	10.00	10.00	9.535	9.626	9.908	10.00	10.00	9.924	9.776	9.068	9.914	9.925	9.692	10.00	10.00	10.00	10.00	10.00	10.00	10.00	10.00	9.975	9.898	9.644	9.619	9.291	8.554
Houston Pilots F - 63/64	10.00	10.00	10.00	10.00	10.00	10.00	10.00	10.00	10.00	9.893	10.00	9.353	9.905	9.702	10.00	10.00	9.174	9.730	9.272	9.348	9.824	9.909	10.00	10.00	10.00	9.758	9.817	9.986	9.985	9.789	9.454	9.377	9.141	9.334	8.759	
Houston Pilots E - 51/52	10.00	10.00	10.00	10.00	10.00	10.00	10.00	10.00	10.00	9.518	9.792	8.948	9.831	9.181	9.873	9.679	9.788	9.317	9.951	10.00	9.310	10.00	9.860	10.00	10.00	9.930	9.834	10.00	9.966	9.443	9.244	9.336	9.070	8.766	8.548	
Houston Pilots D - 37/38	10.00	10.00	10.00	10.00	10.00	10.00	10.00	10.00	10.00	9.284	9.216	8.759	9.707	9.420	9.896	9.671	10.00	9.226	9.584	10.00	9.427	9.826	9.454	10.00	10.00	10.00	10.00	9.714	10.00	9.803	9.380	8.983	9.054	8.932	8.515	7.973
Houston Pilots C - 25/26	10.00	10.00	10.00	10.00	10.00	10.00	9.986	9.810	9.884	9.086	8.969	8.621	9.763	9.800	9.874	9.859	10.00	9.263	9.459	9.619	9.505	9.650	9.239	9.607	9.847	9.385	10.00	9.328	10.00	9.418	8.938	8.737	8.662	8.703	8.645	7.849
Houston Pilots B - 11/12	9.798	9.930	9.904	9.710	9.637	9.857	9.319	9.335	9.292	9.124	8.852	8.526	9.165	9.598	9.633	9.902	9.917	9.585	9.640	8.909	9.497	8.920	9.460	8.970	9.290	9.218	9.766	8.646	9.552	8.698	8.291	8.321	8.429	8.579	8.354	8.657
Houston Pilots A - 1 & 2 Bravo	9.131	9.271	9.078	9.187	9.025	8.845	8.863	8.836	8.697	8.990	8.350	8.543	8.806	8.862	9.622	9.172	9.340	9.912	9.373	9.604	8.713	8.813	8.873	9.022	7.865	8.614	8.172	8.700	7.870	7.770	7.753	7.950	7.932	7.856	8.585	9.696

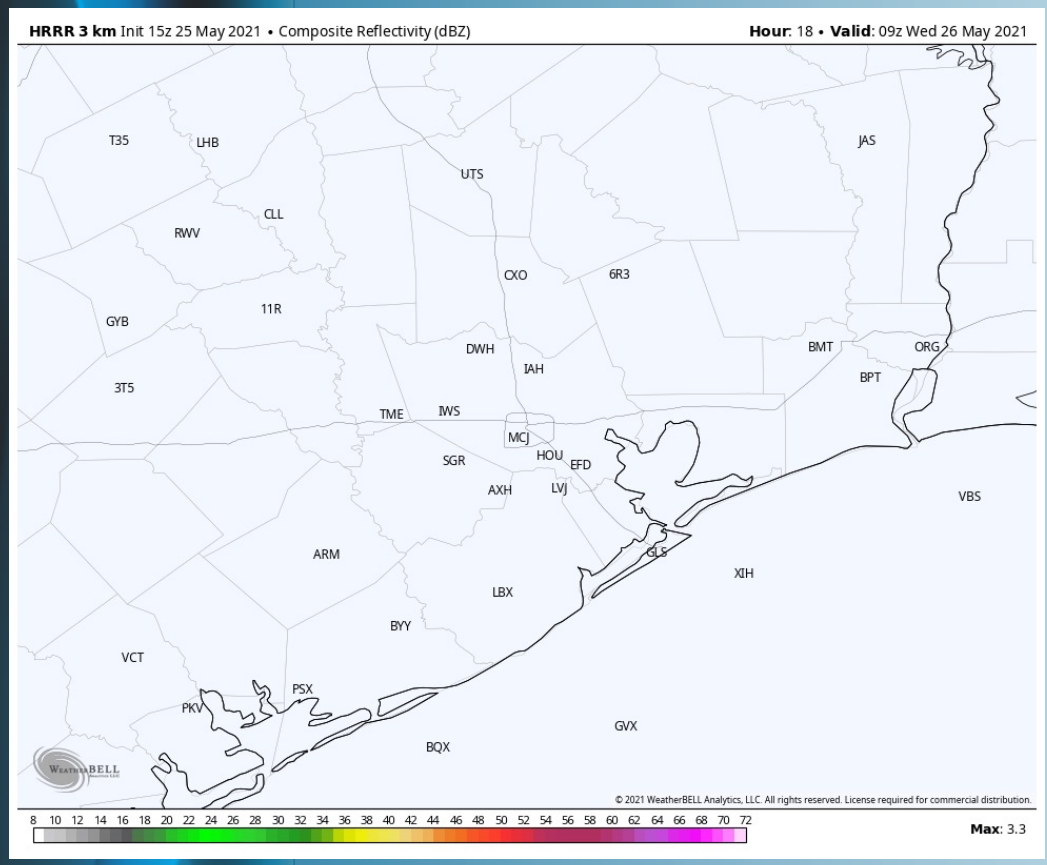
Short-Term Forecast Discussion

- Still eyeing most of the precip chances today to be near and west/northwest of the Houston metro area, drier towards the Boarding Stations. Precip should trend more widespread dry area-wide into the evening and overnight hours.
- Winds tonight will keep coming out of the SE, sustained 13-18 MPH with gusts 20-25 MPH possible.
- Lows will once again be in the upper 70s.
 - *No fog expected tonight.*

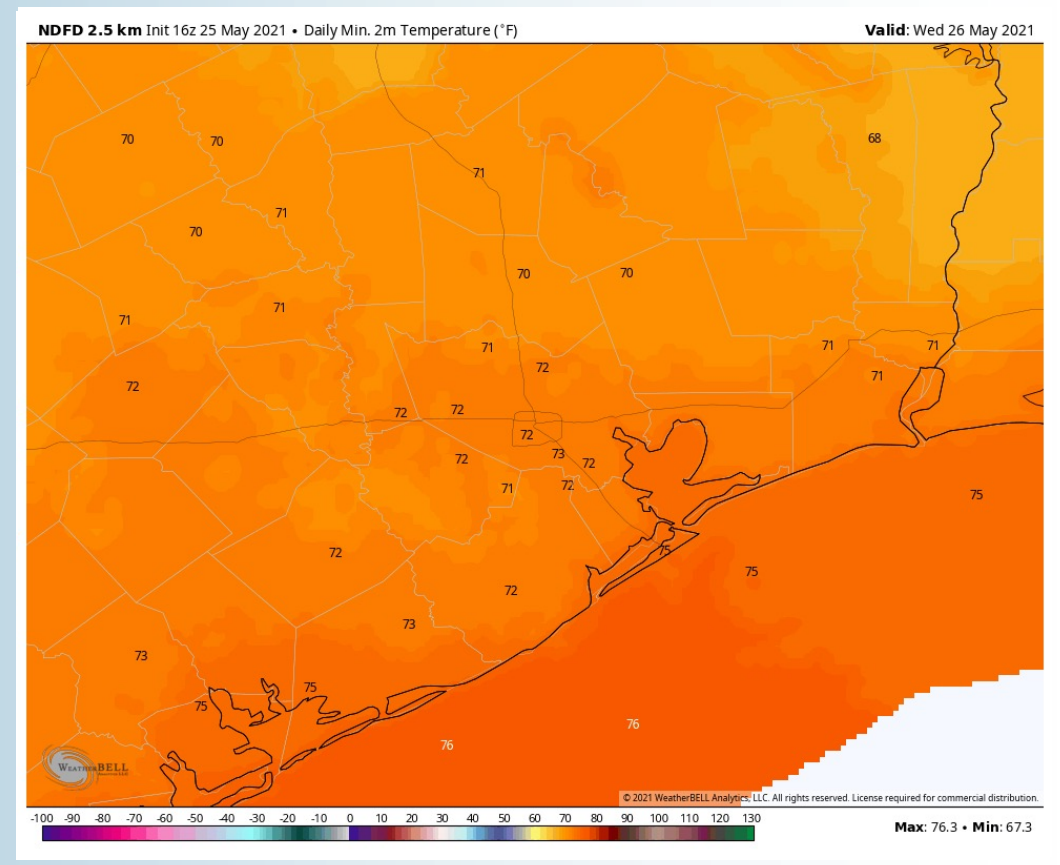
Sustained Winds (4 AM CT)



Simulated Radar Snapshot (4 AM CT)



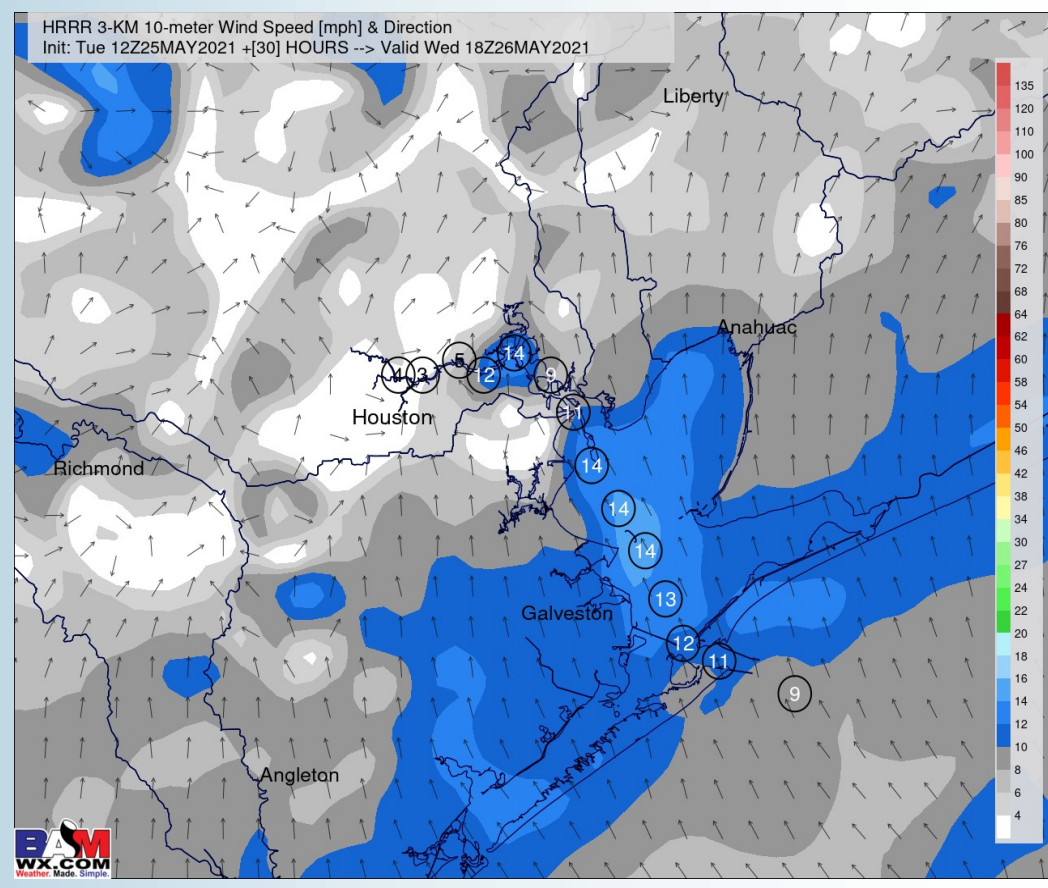
Low Temperatures Tonight



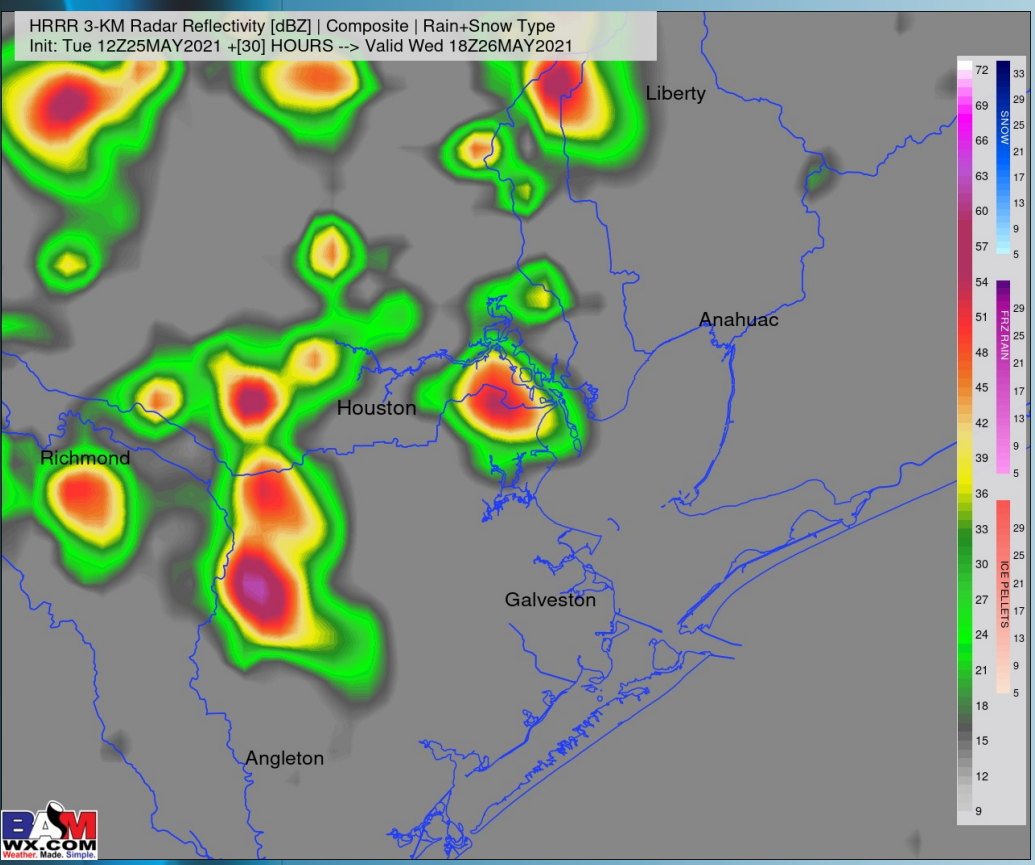
Short-Term Forecast Discussion

- Wednesday looks like an overall drier day at this distance, with just an isolated shower / t'storm possible late AM into mid-afternoon (mainly west / north of our forecast area towards Houston).
- Winds on Wednesday will continue out of the SE at ~10-15 MPH sustained, gusting at times up to 15-20 MPH.
- Highs will once again be in the upper 70s.
 - *No fog expected on Wednesday.*

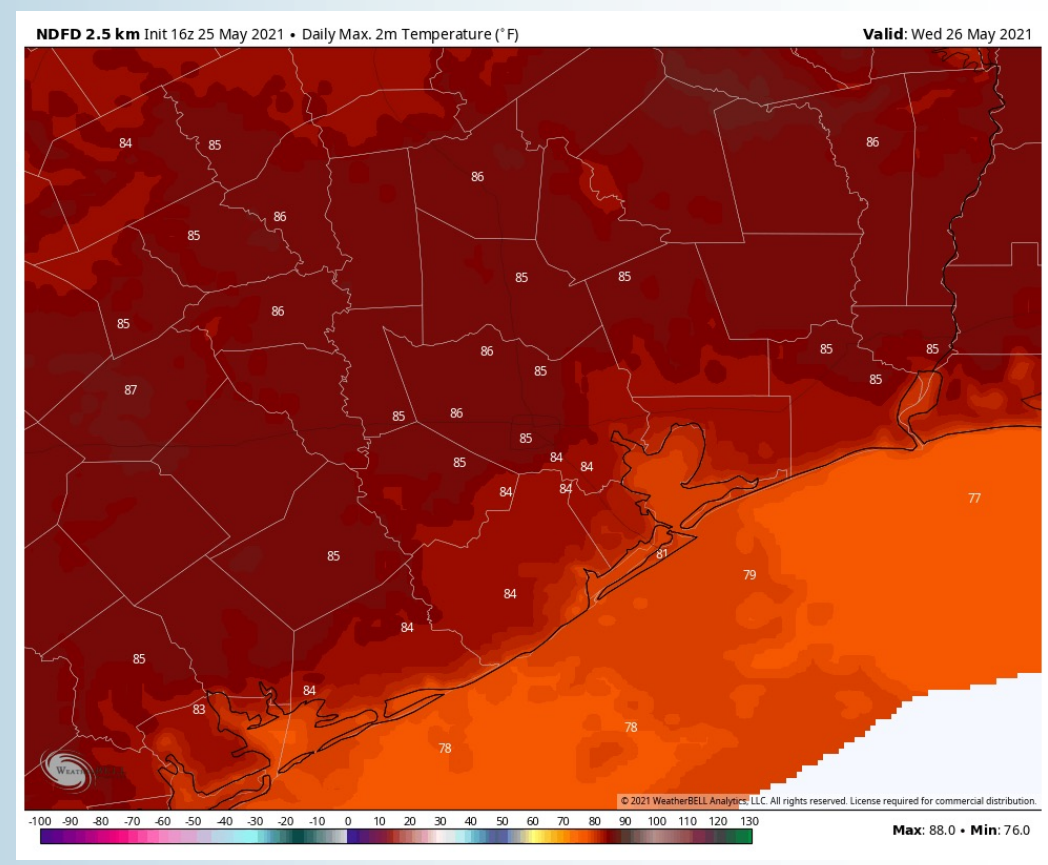
Sustained Winds (1 PM CT)



Simulated Radar Snapshot (1 PM CT)



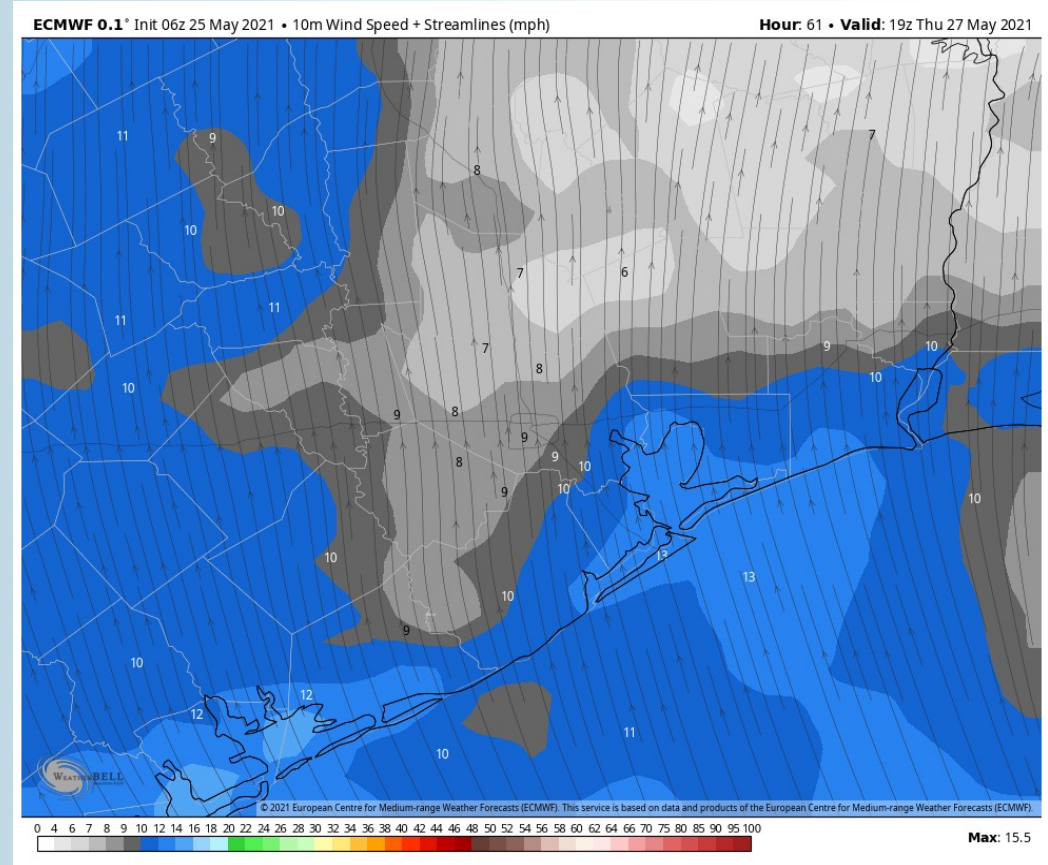
High Temperatures Wednesday



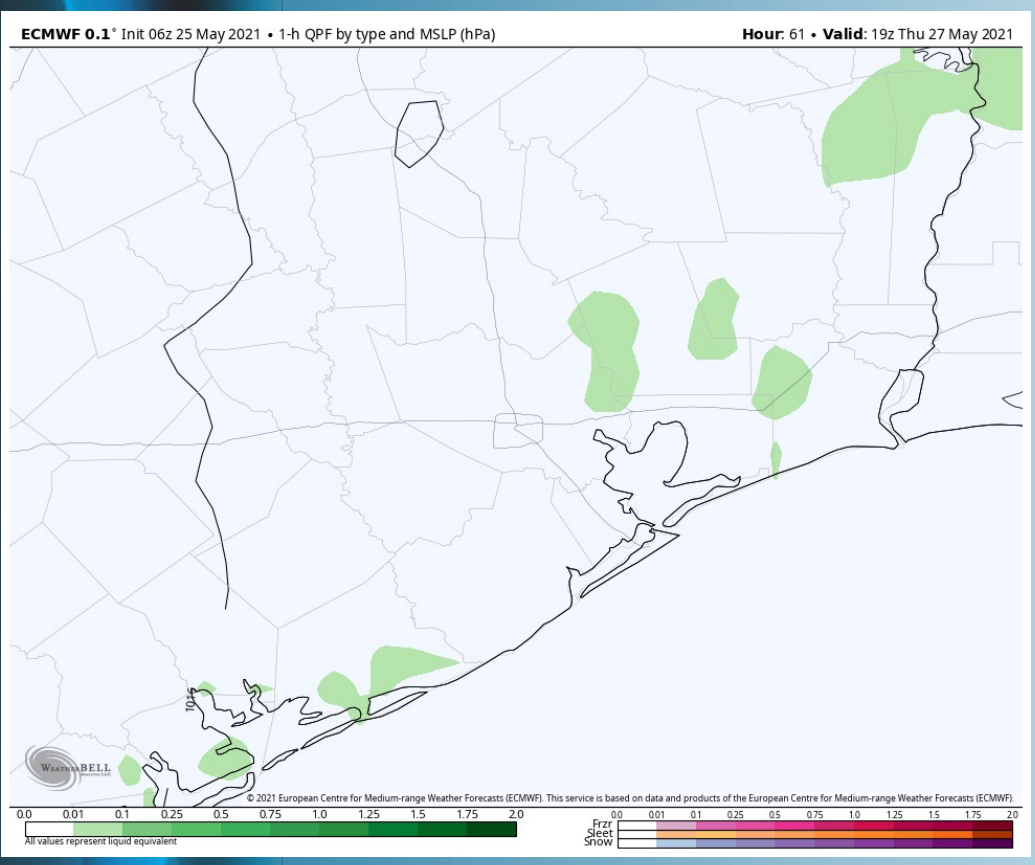
Short-Term Forecast Discussion

- Thursday looks like an overall drier day as well at this distance. An isolated shower / t'storm cannot be fully ruled out late AM to mid-PM, although chances looks quite low.
- Winds on Thursday will continue out of the SSE at ~10-15 MPH sustained.
- Highs will once again be in the upper 70s, much warmer in-land.
 - *No fog expected on Thursday.*

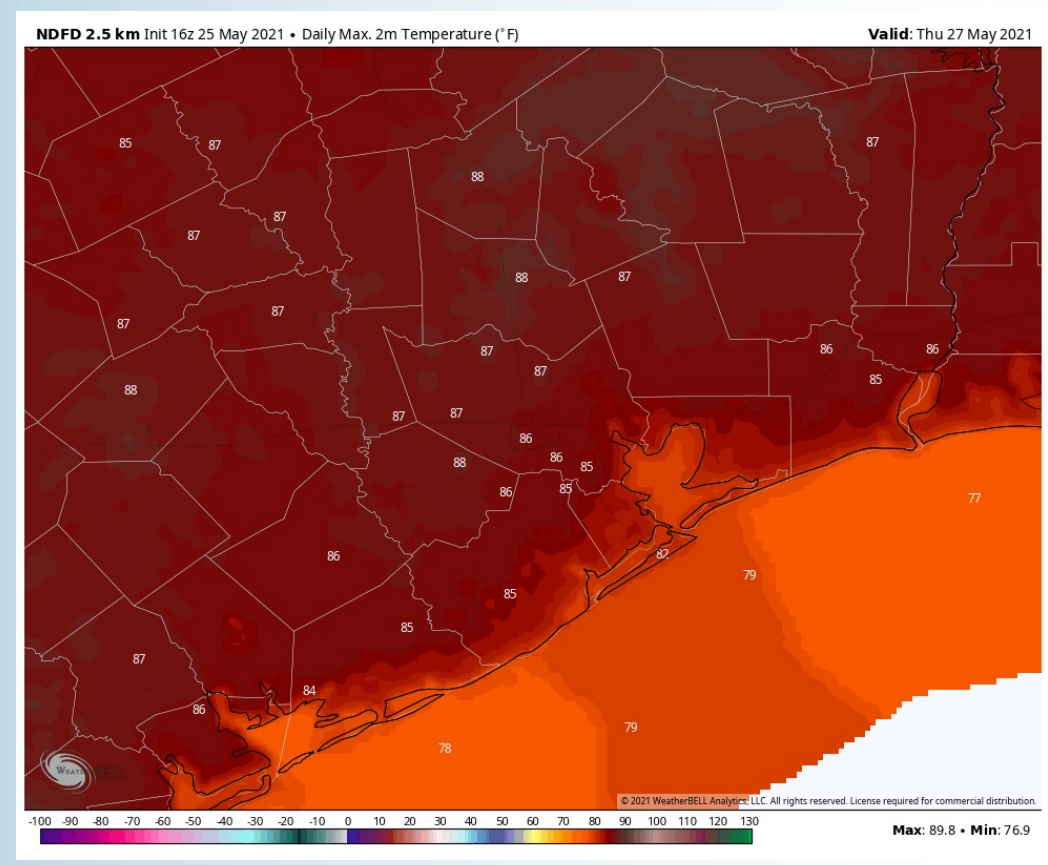
Sustained Winds (2 PM CT)



Simulated Radar Snapshot (2 PM CT)



High Temperatures Thursday



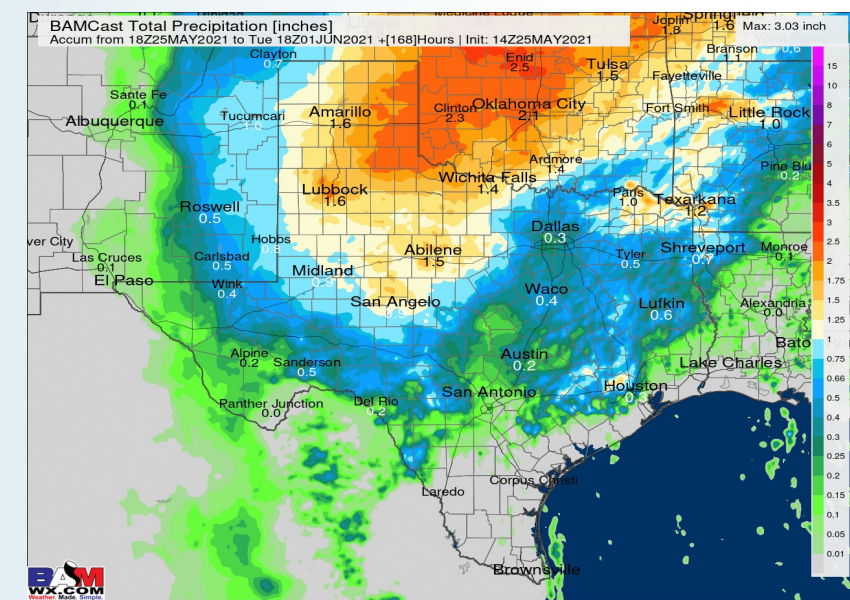
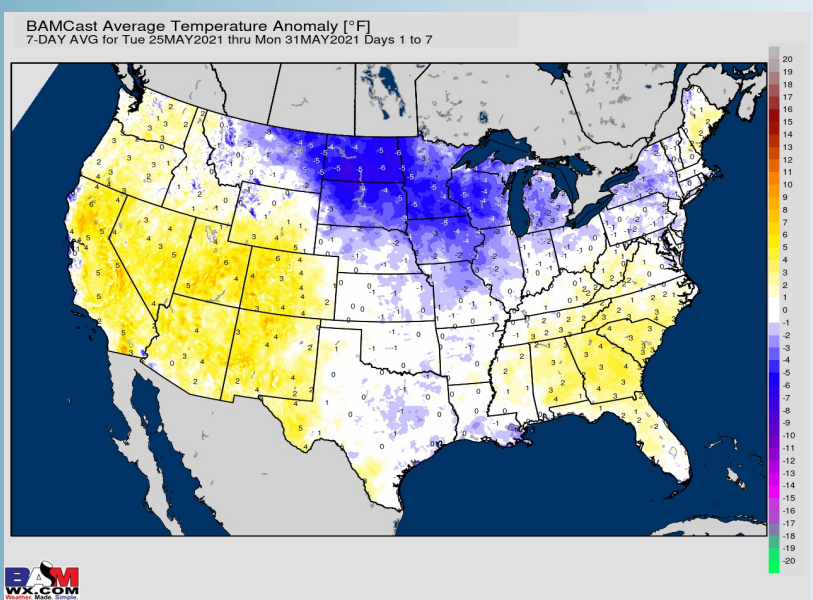
Long-Range Forecast Discussion

- For the next 5-7 days, we favor temps to be right around average for this time of year and our active precip pattern will relax some as we head deeper into this week.

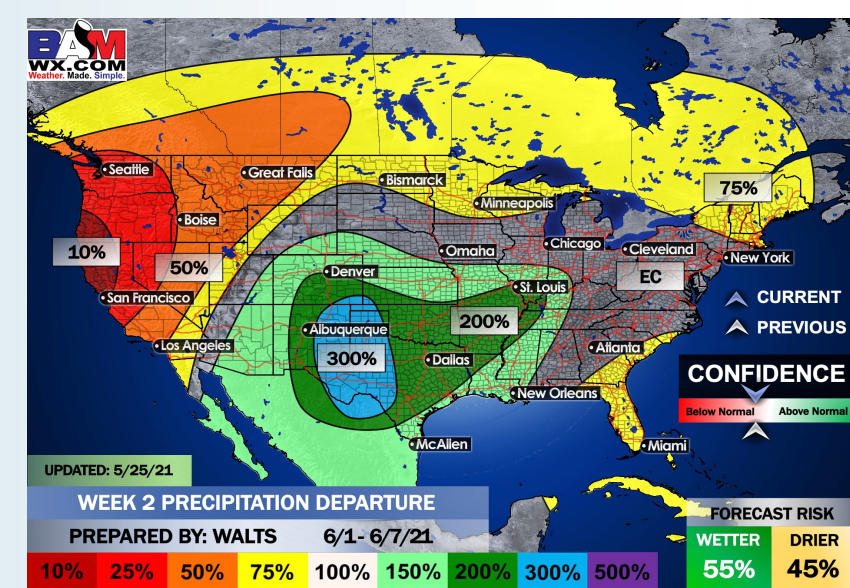
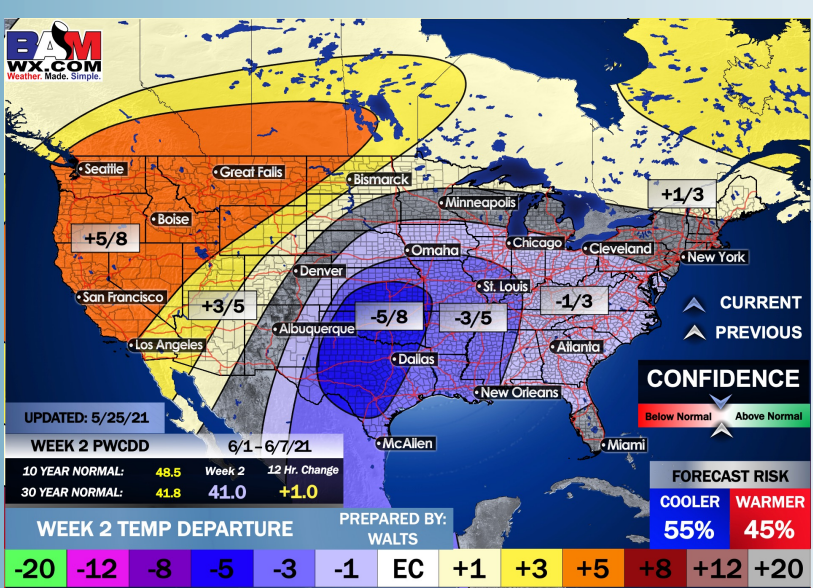
- Working into early June, we are favoring below normal temps for this time of year and for precipitation to stay on the active side of things. Increased moisture risks likely continue across the Southern US.

- The weeks 3/4 (early to mid June) period likely features more cooler than normal temperatures and above normal moisture, similar to our current week 2 thoughts.

Week 1 Forecast



Week 2 Forecast



Weeks 3/4 Forecast

