

**Updated: 4:20 AM CT, Tuesday, May 25, 2021**

- **As always, please do not hesitate to reach out to us with any forecast questions via the chat option on the Weather Porthole or our on call number, **(317)-560-8122** press 1 for forecast questions.**



# Visibility Report

## Tuesday, May 25, 2021

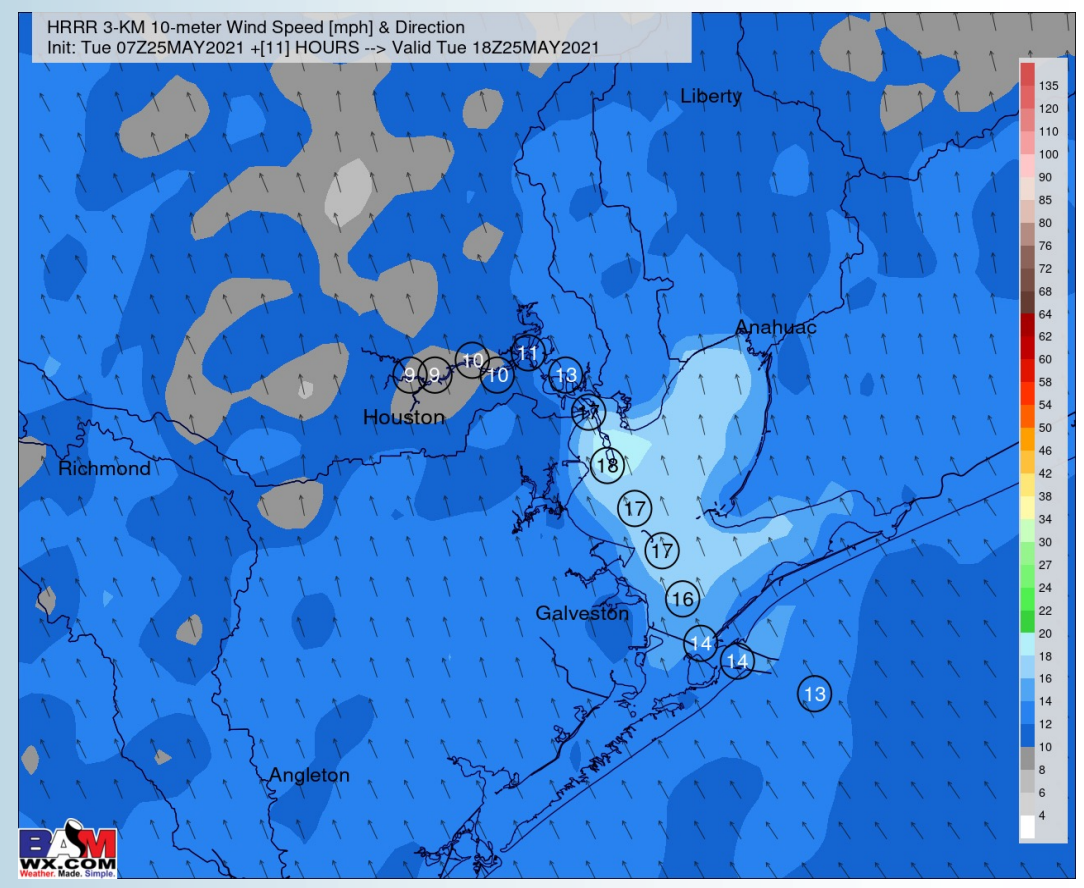
# HOURLY VISIBILITY BREAKDOWN (in miles)

Time	05-25-2021 Tue 3am	05-25-2021 Tue 4am	05-25-2021 Tue 5am	05-25-2021 Tue 6am	05-25-2021 Tue 7am	05-25-2021 Tue 8am	05-25-2021 Tue 9am	05-25-2021 Tue 10am	05-25-2021 Tue 11am	05-25-2021 Tue 12pm	05-25-2021 Tue 1pm	05-25-2021 Tue 2pm	05-25-2021 Tue 3pm	05-25-2021 Tue 4pm	05-25-2021 Tue 5pm	05-25-2021 Tue 6pm	05-25-2021 Tue 7pm	05-25-2021 Tue 8pm	05-25-2021 Tue 9pm	05-25-2021 Tue 10pm	05-25-2021 Tue 11pm	05-26-2021 Wed 12am	05-26-2021 Wed 1am	05-26-2021 Wed 2am	05-26-2021 Wed 3am	05-26-2021 Wed 4am	05-26-2021 Wed 5am	05-26-2021 Wed 6am	05-26-2021 Wed 7am	05-26-2021 Wed 8am	05-26-2021 Wed 9am	05-26-2021 Wed 10am	05-26-2021 Wed 11am	05-26-2021 Wed 12pm	05-26-2021 Wed 1pm	05-26-2021 Wed 2pm
Houston Pilots N - 610 Bridge	8.624	8.599	8.162	9.145	7.939	9.282	10.00	10.00	10.00	9.226	9.701	10.00	10.00	10.00	10.00	9.098	10.00	8.696	7.992	9.003	8.543	8.305	8.847	5.688	7.617	8.312	9.543	8.646	9.624	7.980	9.330	9.684	10.00	9.516	9.796	10.00
Houston Pilots M - Kinder 1	8.852	8.525	7.963	8.684	7.828	9.080	10.00	10.00	10.00	9.062	9.784	10.00	10.00	10.00	10.00	9.210	10.00	9.505	7.839	8.909	9.143	8.631	8.925	7.075	7.942	8.526	9.455	8.564	9.342	8.128	8.922	9.554	9.465	10.00	10.00	10.00
Houston Pilots L - Greens Bayou	9.286	8.407	8.109	8.679	7.843	9.242	10.00	10.00	10.00	10.00	10.00	10.00	10.00	10.00	10.00	8.936	10.00	10.00	7.716	8.857	9.253	9.314	8.936	7.844	8.058	8.364	9.219	8.327	9.203	8.297	9.262	9.555	9.138	10.00	10.00	10.00
Houston Pilots K - Shell Crude	9.785	8.604	8.472	8.530	7.840	9.158	10.00	10.00	10.00	10.00	10.00	10.00	10.00	10.00	10.00	9.320	10.00	10.00	7.124	9.042	9.165	9.972	8.868	7.941	8.709	8.100	8.949	8.357	8.871	8.694	9.377	9.980	9.360	10.00	10.00	10.00
Houston Pilots J - Lynchburg Ferries	9.480	8.324	8.529	8.541	8.158	9.164	10.00	10.00	10.00	10.00	10.00	10.00	10.00	10.00	10.00	8.809	9.682	10.00	7.209	9.312	9.052	9.849	9.612	7.663	9.371	7.901	8.751	8.531	8.904	9.184	9.574	9.499	10.00	10.00	10.00	10.00
Houston Pilots I - Exxon 3	9.361	8.844	9.014	9.154	8.913	9.631	10.00	10.00	10.00	10.00	10.00	10.00	10.00	10.00	10.00	9.044	9.493	10.00	7.876	10.00	9.140	9.797	9.664	8.288	9.385	8.266	8.654	9.261	8.765	9.412	10.00	10.00	10.00	10.00	10.00	10.00
Houston Pilots H - Morgans Point	9.669	9.327	9.616	9.821	9.727	9.910	10.00	10.00	10.00	10.00	10.00	10.00	10.00	10.00	10.00	9.662	10.00	10.00	8.944	10.00	9.669	9.906	10.00	9.713	9.662	9.989	8.952	9.688	9.743	9.636	10.00	10.00	10.00	10.00	10.00	10.00
Houston Pilots G - 75/76	9.787	9.726	9.901	9.864	10.00	10.00	10.00	10.00	10.00	10.00	10.00	10.00	10.00	10.00	10.00	9.991	9.584	10.00	10.00	10.00	9.928	10.00	9.770	10.00	9.973	10.00	10.00	9.739	9.708	9.557	9.831	10.00	10.00	10.00	10.00	10.00
Houston Pilots F - 63/64	9.985	9.702	10.00	10.00	10.00	10.00	10.00	10.00	10.00	10.00	10.00	9.910	10.00	10.00	10.00	9.955	8.739	10.00	10.00	9.520	10.00	9.824	9.546	10.00	9.484	10.00	10.00	9.796	9.751	10.00	9.794	10.00	10.00	10.00	10.00	10.00
Houston Pilots E - 51/52	9.494	9.525	9.576	9.696	10.00	10.00	10.00	10.00	10.00	10.00	10.00	9.838	10.00	10.00	10.00	10.00	8.201	10.00	9.868	9.337	10.00	10.00	9.745	9.859	10.00	9.357	9.992	10.00	9.517	10.00	9.661	10.00	9.878	9.739	9.858	10.00
Houston Pilots D - 37/38	9.503	9.513	9.251	9.559	9.836	9.659	10.00	10.00	10.00	10.00	10.00	10.00	10.00	9.751	9.977	10.00	8.351	10.00	10.00	9.626	9.797	10.00	9.306	9.152	10.00	9.186	9.170	10.00	9.624	10.00	9.795	10.00	9.476	9.547	9.563	9.862
Houston Pilots C - 25/26	8.966	9.286	9.158	9.234	9.726	9.911	10.00	10.00	10.00	10.00	10.00	10.00	10.00	8.162	9.324	10.00	8.966	9.414	10.00	9.344	9.597	9.554	9.264	8.716	9.566	9.113	8.754	9.471	9.873	10.00	10.00	9.774	9.444	9.361	9.241	9.363
Houston Pilots B - 11/12	8.502	9.188	9.260	9.302	9.727	10.00	10.00	9.946	10.00	9.898	9.828	9.727	10.00	7.856	8.320	9.639	9.136	8.435	9.486	9.258	9.481	9.920	9.295	8.792	8.967	9.281	8.775	9.580	9.750	10.00	10.00	9.013	8.859	8.629	8.541	8.498
Houston Pilots A - 1 & 2 Bravo	9.322	9.225	9.274	9.412	9.990	9.823	9.635	9.646	9.727	9.219	9.617	9.809	9.453	8.848	6.781	8.301	9.086	10.00	9.265	9.739	9.512	9.413	8.955	9.616	9.376	9.260	9.825	9.706	9.867	9.878	9.711	9.001	8.441	8.487	7.807	8.736

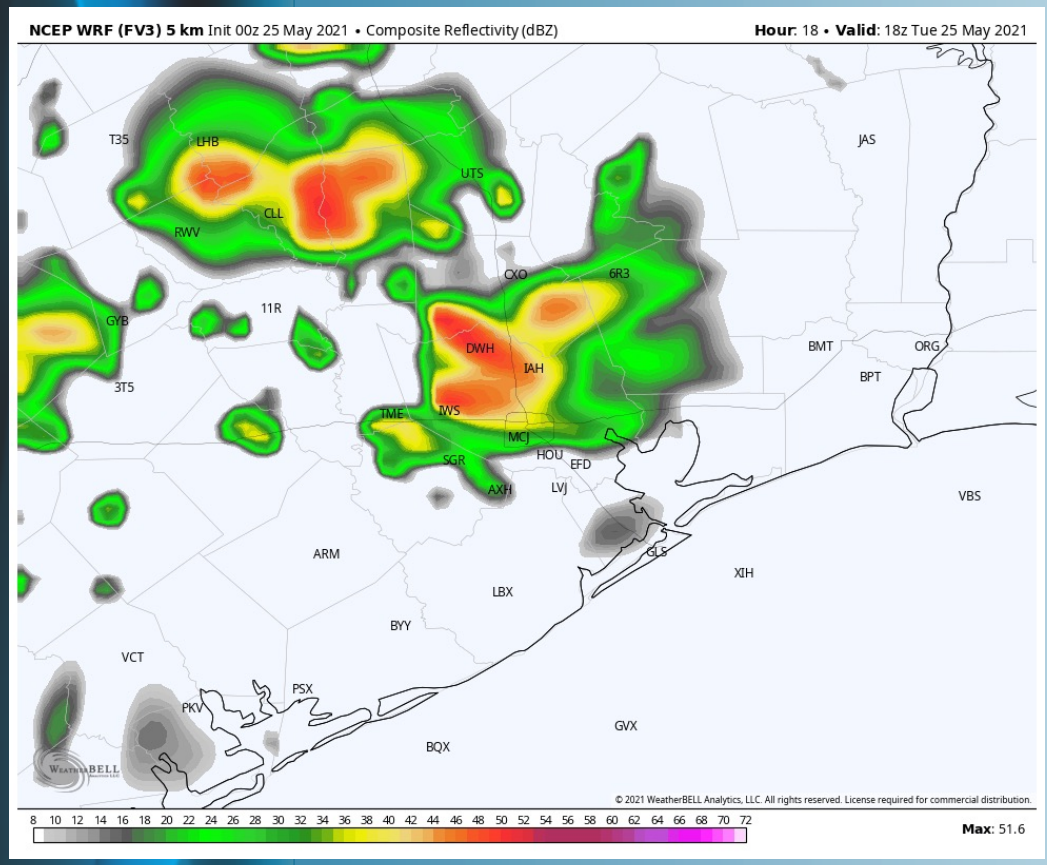
## Short-Term Forecast Discussion

- Today's chances for precipitation will continued to be isolated, with the best chances coming along and just west/northwest of the Boarding Stations especially late AM to mid-afternoon.
- Winds today will keep coming out of the SE, sustained 13-18 MPH with gusts 20-25 MPH possible.
- Highs will once again be in the upper 70s.
  - *No fog expected tonight.*

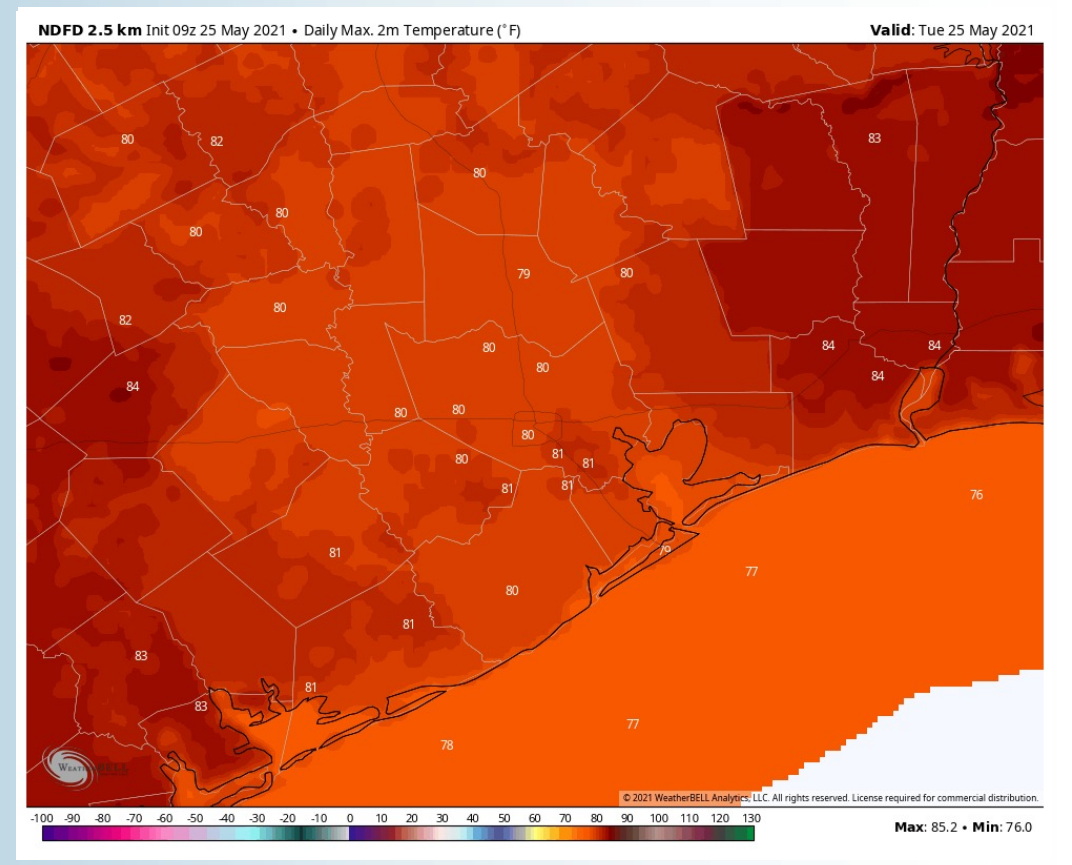
## Sustained Winds (1 PM CT)



## Simulated Radar Snapshot (1 PM CT)



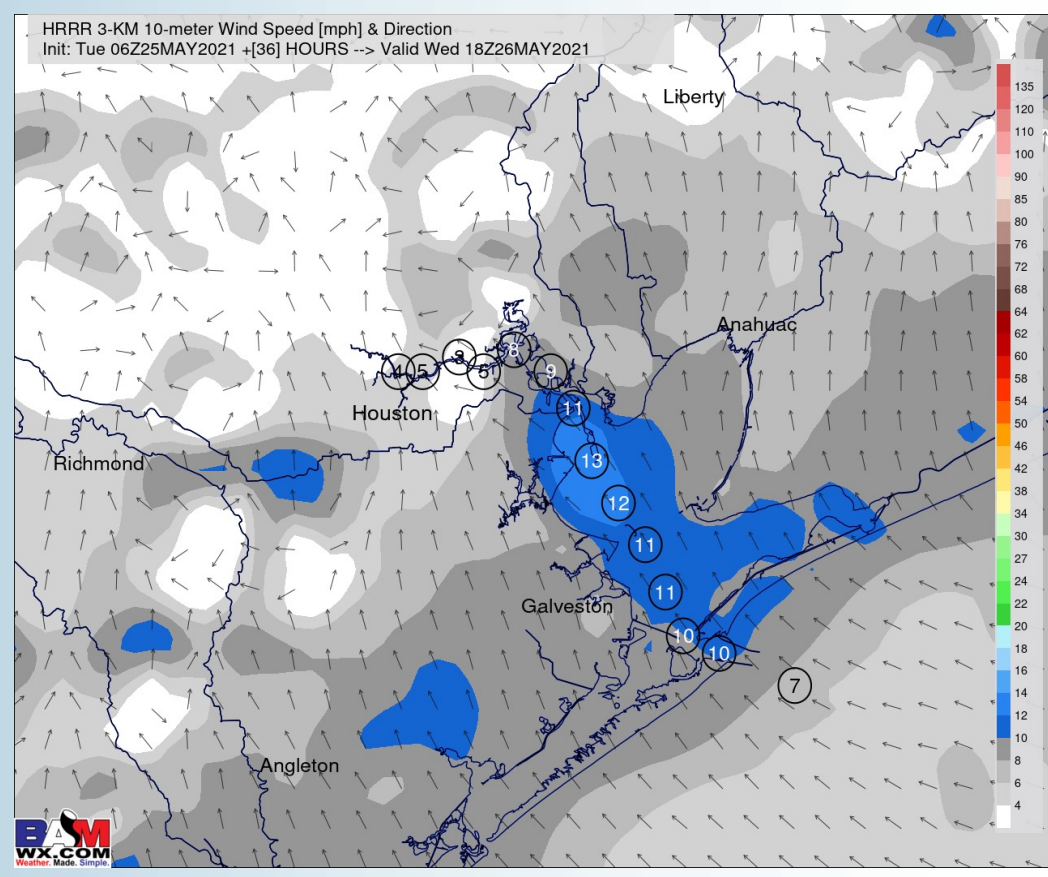
## High Temperatures Today



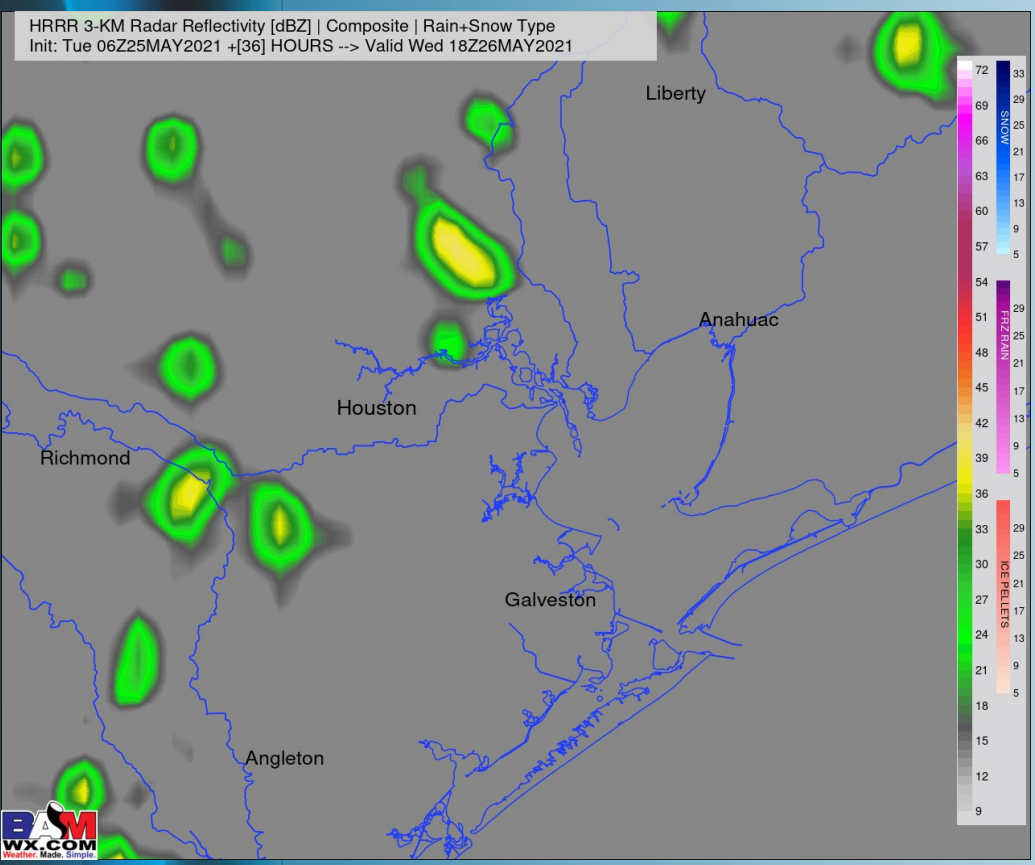
## Short-Term Forecast Discussion

- Wednesday looks like an overall drier day at this distance, with just an isolated shower / t'storm possible late AM into mid-afternoon (mainly west / north of our forecast area).
- Winds on Wednesday will continue out of the SE at ~10-15 MPH sustained.
- Highs will once again be in the upper 70s.
  - *No fog expected on Wednesday.*

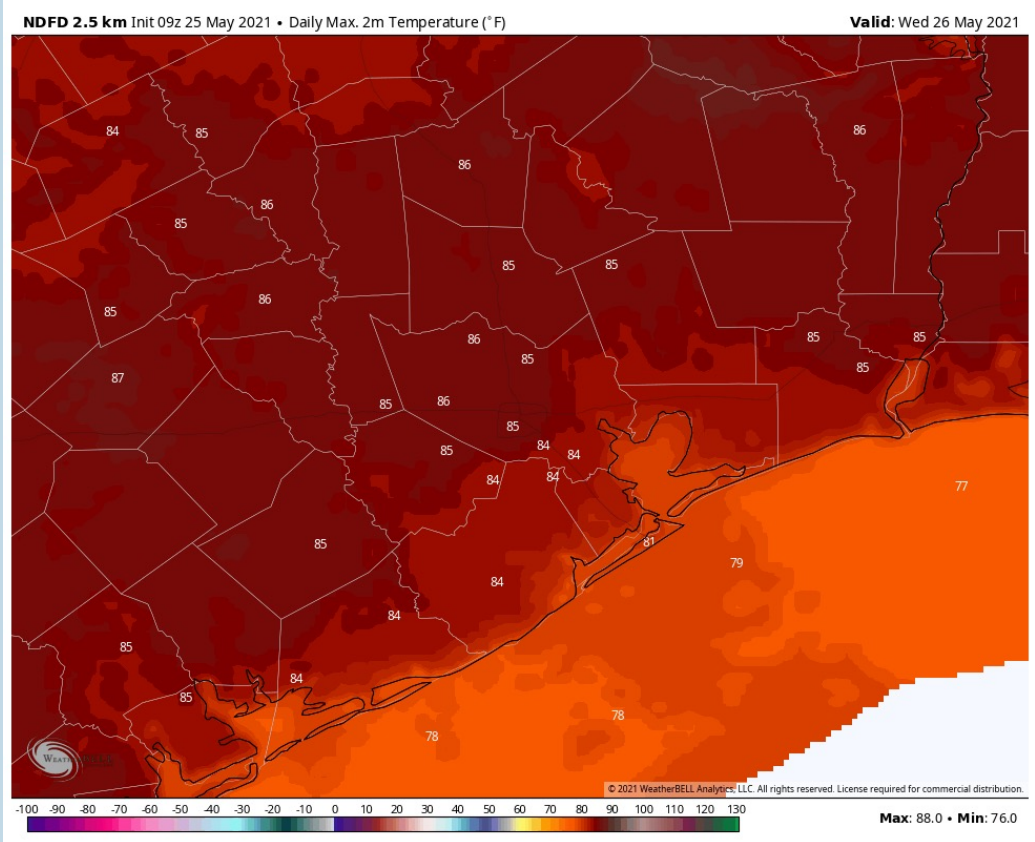
## Sustained Winds (1 PM CT)



## Simulated Radar Snapshot (1 PM CT)



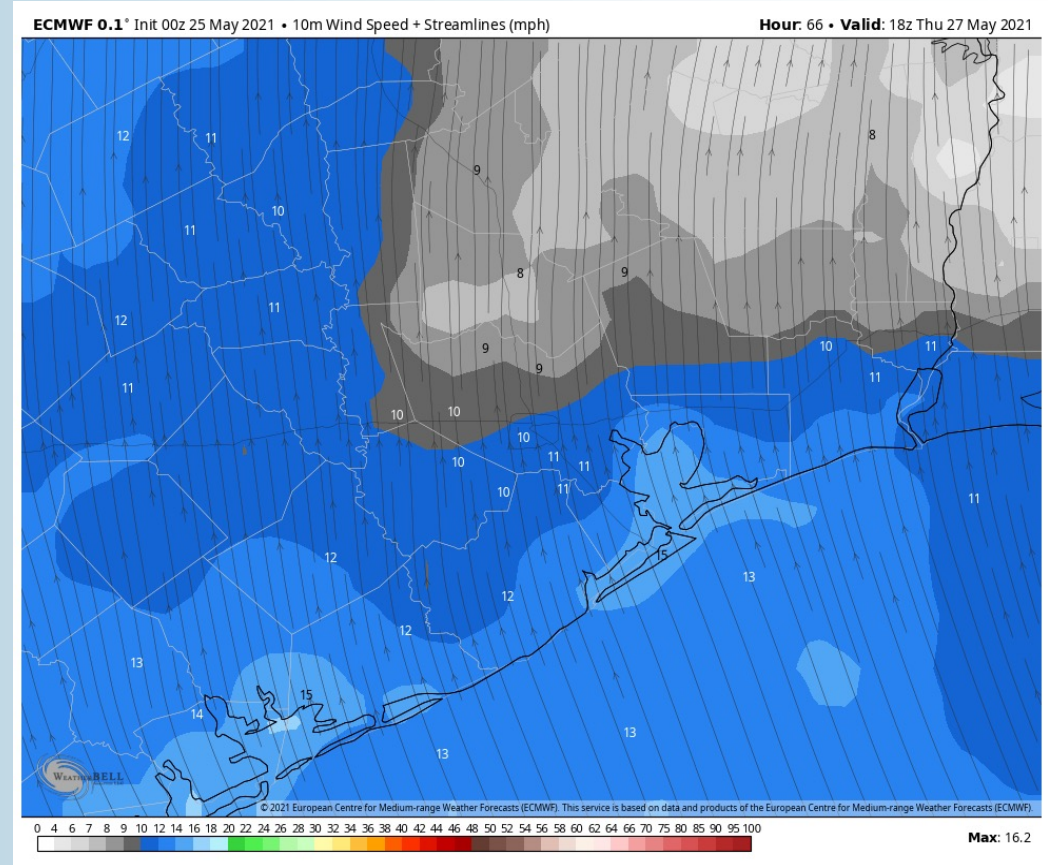
## High Temperatures Wednesday



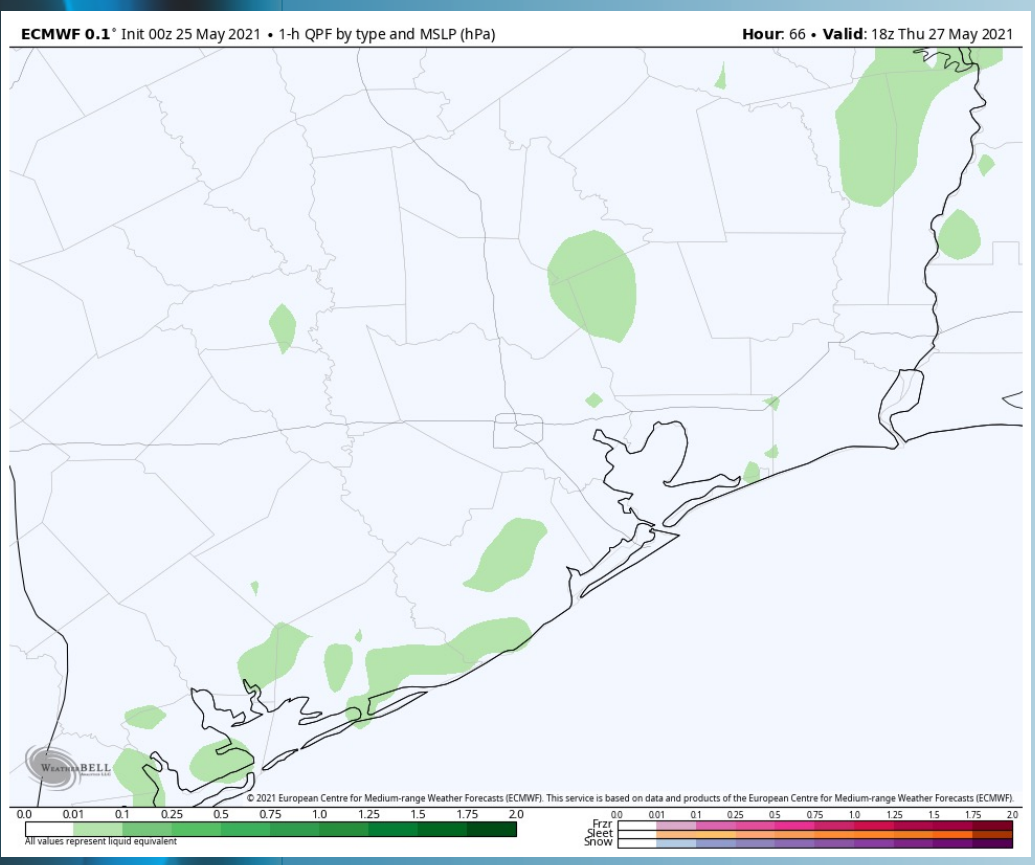
## Short-Term Forecast Discussion

- Thursday looks like an overall drier day as well at this distance. An isolated shower / t'storm cannot be fully ruled out late AM to mid-PM, although chances looks quite low.
- Winds on Thursday will continue out of the SE at ~10-15 MPH sustained.
- Highs will once again be in the upper 70s.
  - *No fog expected on Thursday.*

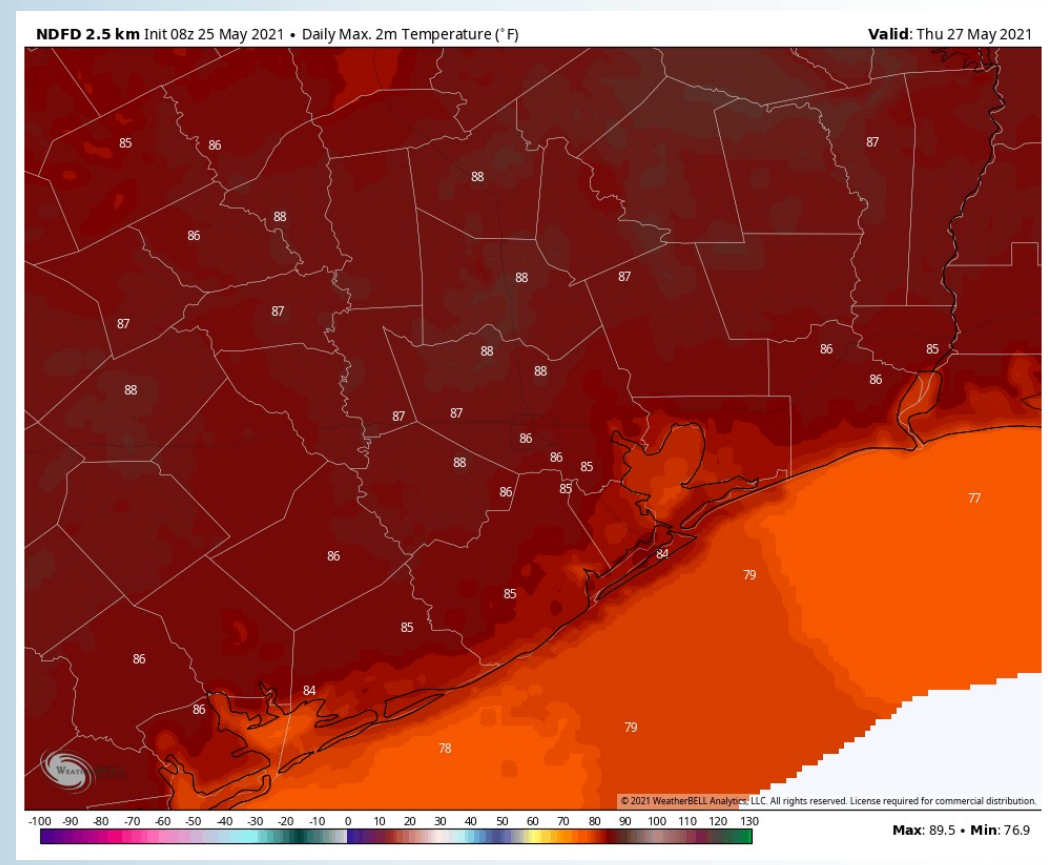
## Sustained Winds (1 PM CT)



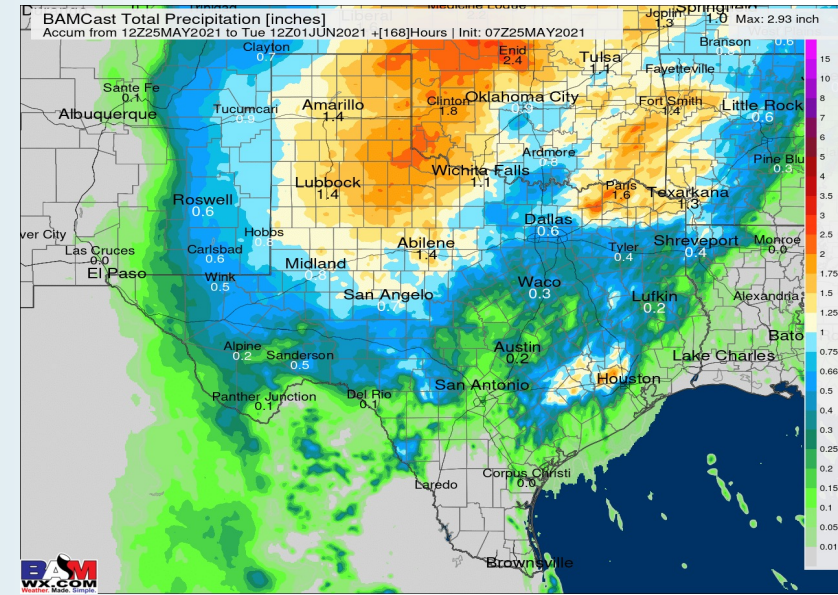
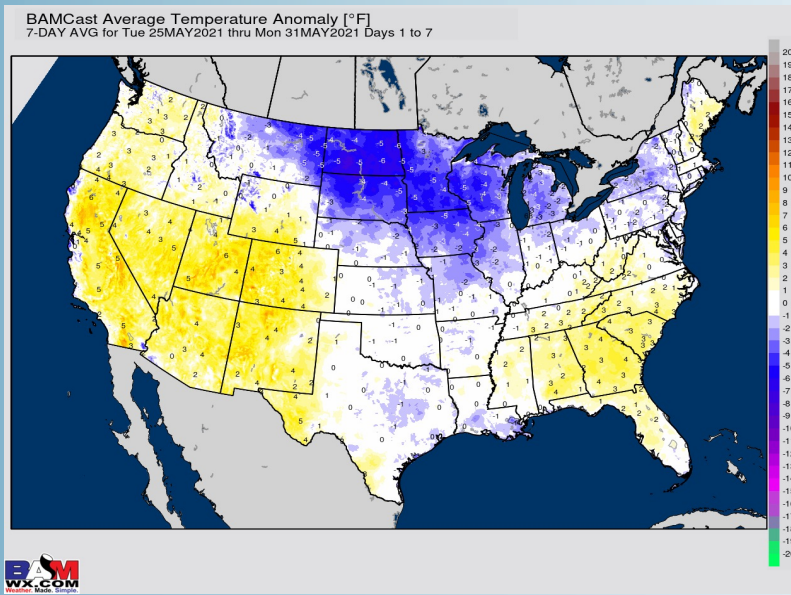
## Simulated Radar Snapshot (1 PM CT)



## High Temperatures Thursday



## Week 1 Forecast

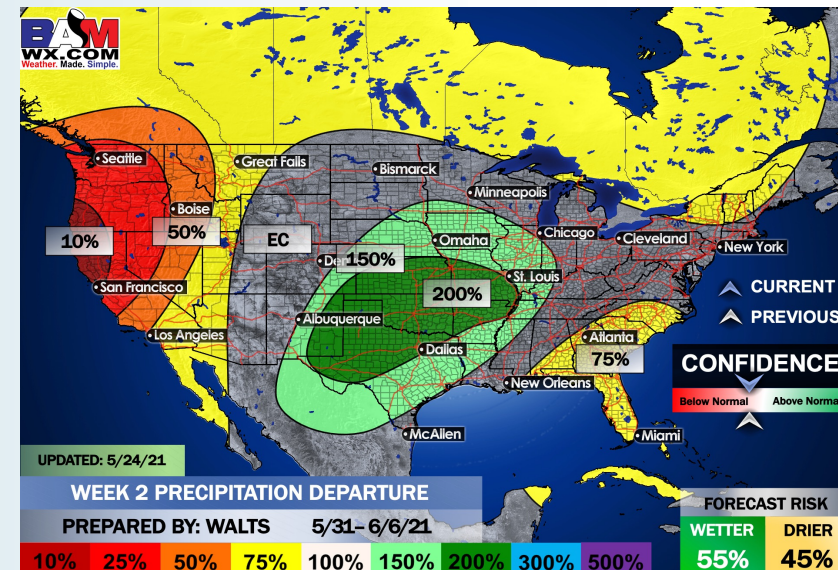
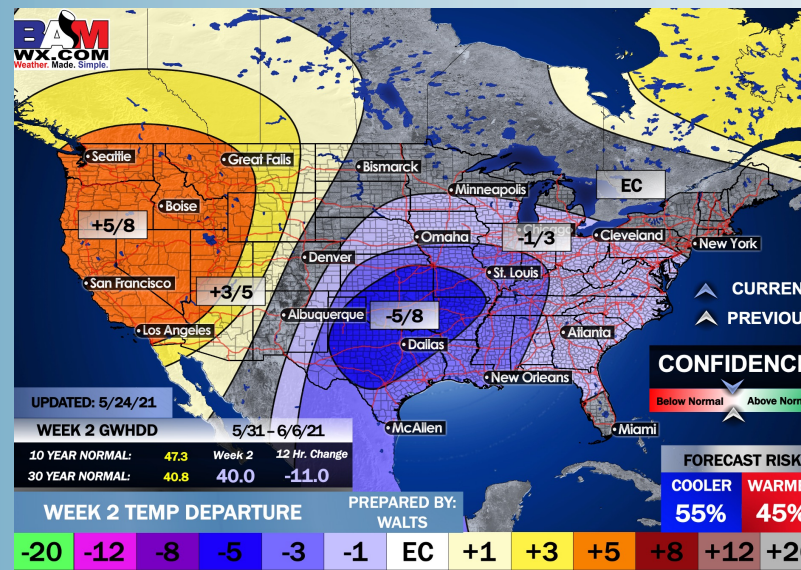


## Long-Range Forecast Discussion

- For the next 5-7 days, we favor temps to be right around average for this time of year and our active precip pattern will relax some as we head deeper into this week.

- Working into early June, we are favoring below normal temps for this time of year and for precipitation to stay on the active side of things. Increased moisture risks likely continue across the Southern US.

## Week 2 Forecast



## Weeks 3/4 Forecast

- The weeks 3/4 (first half of June) period likely features more cooler than normal temperatures and above normal moisture, similar to our current week 2 thoughts.

