

Updated: 4:20 AM CT, Tuesday, May 11, 2021

- **As always, please do not hesitate to reach out to us with any forecast questions via the chat option on the Weather Porthole or our on call number, **(317)-560-8122** press 1 for forecast questions.**



Visibility Report

Tuesday, May 11, 2021

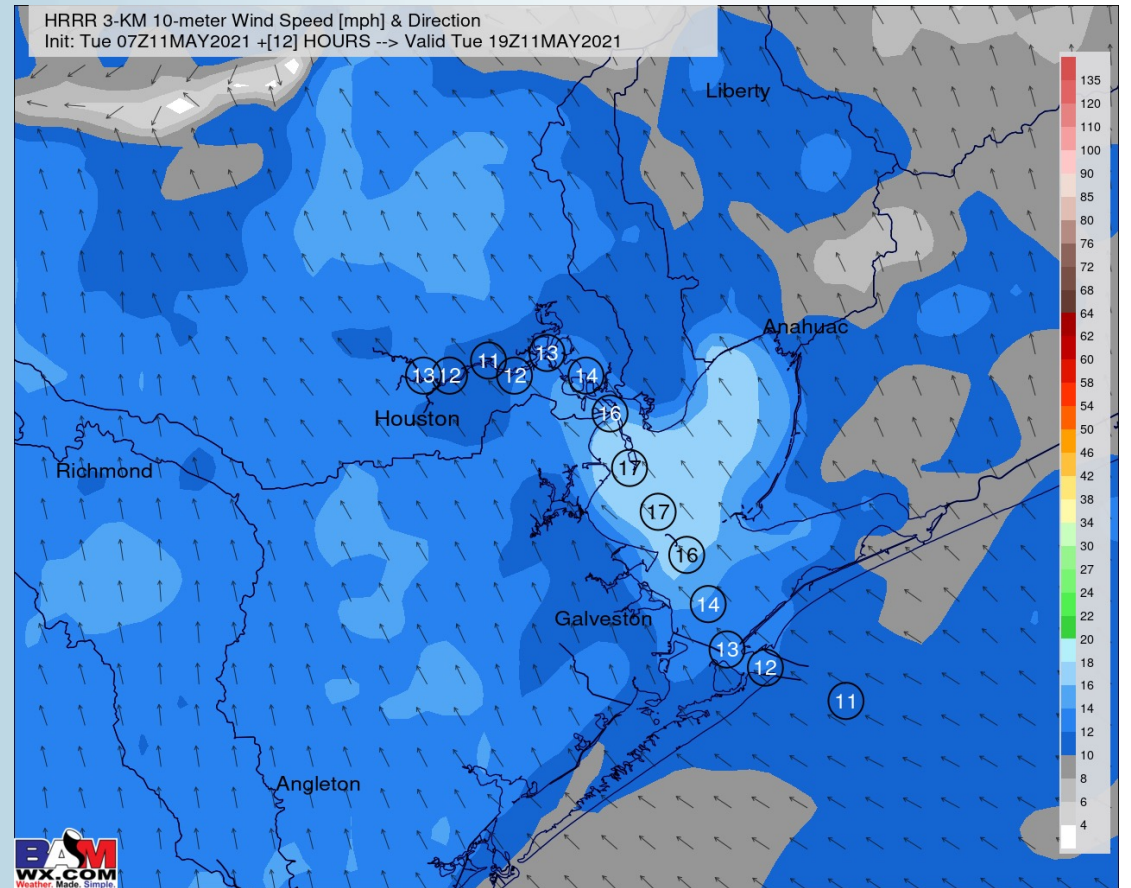
HOURLY VISIBILITY BREAKDOWN (in miles)

Time	05-11-2021 Tue 3am	05-11-2021 Tue 4am	05-11-2021 Tue 5am	05-11-2021 Tue 6am	05-11-2021 Tue 7am	05-11-2021 Tue 8am	05-11-2021 Tue 9am	05-11-2021 Tue 10am	05-11-2021 Tue 11am	05-11-2021 Tue 12pm	05-11-2021 Tue 1pm	05-11-2021 Tue 2pm	05-11-2021 Tue 3pm	05-11-2021 Tue 4pm	05-11-2021 Tue 5pm	05-11-2021 Tue 6pm	05-11-2021 Tue 7pm	05-11-2021 Tue 8pm	05-11-2021 Tue 9pm	05-11-2021 Tue 10pm	05-11-2021 Tue 11pm	05-12-2021 Wed 12am	05-12-2021 Wed 1am	05-12-2021 Wed 2am	05-12-2021 Wed 3am	05-12-2021 Wed 4am	05-12-2021 Wed 5am	05-12-2021 Wed 6am	05-12-2021 Wed 7am	05-12-2021 Wed 8am	05-12-2021 Wed 9am	05-12-2021 Wed 10am	05-12-2021 Wed 11am	05-12-2021 Wed 12pm	05-12-2021 Wed 1pm		
Houston Pilots N - 610 Bridge	8.732	8.367	8.037	8.404	7.561	8.277	8.511	10.00	10.00	10.00	10.00	6.93	6.93	6.93	6.93	5.85	5.84	4.93	5.89	6.92	6.92	6.92	6.92	6.89	6.92	6.92	6.92	8.99	6.92	5.89	3.90	3.90	3.90	4.30	3.94		
Houston Pilots M - Kinder 1	8.656	8.276	7.876	8.437	7.490	8.383	8.735	10.00	10.00	10.00	10.00	6.93	7.78	7.25	6.93	5.90	5.89	4.93	5.89	6.92	6.92	6.92	6.92	6.89	6.92	6.92	7.84	8.99	6.92	5.89	3.90	3.90	3.90	4.26	3.94		
Houston Pilots L - Greens Bayou	8.481	8.101	6.624	8.261	7.486	8.444	9.154	10.00	10.00	10.00	10.00	9.00	9.00	9.00	8.78	6.93	6.72	5.89	6.92	7.19	6.92	6.92	6.92	6.89	6.92	6.92	7.68	7.95	6.92	5.89	3.90	3.90	3.90	4.90	3.94		
Houston Pilots K - Shell Crude	8.398	7.978	6.683	8.012	7.659	8.555	9.565	10.00	10.00	10.00	10.00	9.00	9.26	9.00	9.26	6.93	6.92	5.89	6.92	7.71	6.92	6.92	6.92	6.89	6.92	6.92	7.56	7.95	6.92	5.89	3.90	3.90	3.90	4.90	3.94		
Houston Pilots J - Lynchburg Ferries	8.207	7.821	6.178	7.704	7.435	8.307	9.485	10.00	10.00	10.00	10.00	10.00	10.00	10.00	9.00	7.33	7.46	6.45	6.94	7.97	7.21	7.97	7.21	7.18	5.29	7.21	7.97	8.36	7.21	6.45	4.44	3.40	4.98	5.98	5.28		
Houston Pilots I - Exxon 3	8.043	7.670	7.206	7.973	7.843	8.375	9.595	10.00	10.00	10.00	10.00	10.00	10.00	10.00	9.43	7.89	6.92	5.89	6.92	7.95	6.92	7.95	6.92	6.89	6.92	6.92	7.56	7.95	6.92	5.89	3.90	3.90	3.90	4.90	3.94		
Houston Pilots H - Morgans Point	7.891	7.641	7.307	8.221	8.377	8.822	9.728	10.00	10.00	10.00	10.00	10.00	10.00	10.00	9.87	8.76	8.06	5.93	6.96	8.00	7.53	8.52	7.53	7.50	3.24	7.53	7.53	8.00	7.53	7.07	5.60	3.76	6.17	7.17	6.74		
Houston Pilots G - 75/76	7.708	7.652	6.914	8.346	8.533	9.173	9.828	10.00	10.00	10.00	10.00	6.93	6.93	6.93	6.93	6.93	8.99	3.98	7.00	8.03	8.03	8.99	8.03	8.00	0.78	8.03	8.03	8.03	8.03	8.03	8.03	8.03	8.03	5.01	8.03	9.03	9.03
Houston Pilots F - 63/64	7.663	7.655	7.476	8.286	8.585	9.231	9.794	10.00	10.00	10.00	10.00	6.93	6.93	6.93	6.93	6.93	8.99	2.47	7.00	8.03	8.03	8.99	8.03	8.00	1.59	8.03	8.03	8.03	8.03	8.03	8.03	8.03	6.48	8.03	9.03	9.03	
Houston Pilots E - 51/52	7.647	7.656	7.951	8.183	8.581	9.179	9.615	10.00	10.00	10.00	10.00	6.93	6.93	6.93	6.93	6.93	8.99	2.47	6.08	8.03	8.03	8.47	8.03	8.00	3.28	8.03	8.03	8.03	8.03	8.03	8.03	8.03	7.98	8.03	9.03	9.03	
Houston Pilots D - 37/38	7.621	7.674	8.004	8.122	8.536	9.070	9.483	9.939	10.00	10.00	10.00	6.93	6.93	6.93	6.93	6.93	8.99	4.32	5.01	8.03	8.03	8.03	8.03	8.00	5.55	8.03	8.03	8.03	7.00	8.03	7.45	8.03	8.03	9.03	9.03		
Houston Pilots C - 25/26	7.595	7.679	7.963	8.087	8.488	8.949	9.320	9.761	9.899	9.954	10.00	6.49	6.93	6.93	6.93	6.93	8.99	5.85	3.98	8.03	8.03	8.03	8.03	8.00	7.00	8.03	8.03	8.03	7.00	8.03	6.37	7.59	8.03	9.03	9.03		
Houston Pilots B - 11/12	7.583	7.634	7.889	8.035	8.474	8.766	8.921	9.120	9.109	9.124	9.218	5.90	6.93	5.90	5.90	6.57	8.99	7.36	2.36	8.03	8.03	8.03	8.03	8.00	8.03	8.03	8.03	8.03	7.00	8.03	7.00	7.00	8.03	9.03	9.03		
Houston Pilots A - 1 & 2 Bravo	7.581	7.600	7.760	8.021	8.406	8.573	8.509	8.461	8.445	8.388	8.323	5.90	5.90	4.94	5.90	5.90	8.03	8.03	3.57	8.03	8.03	8.03	8.03	8.00	8.03	8.03	8.03	7.00	7.00	8.03	7.00	7.00	8.03	8.00	9.03		

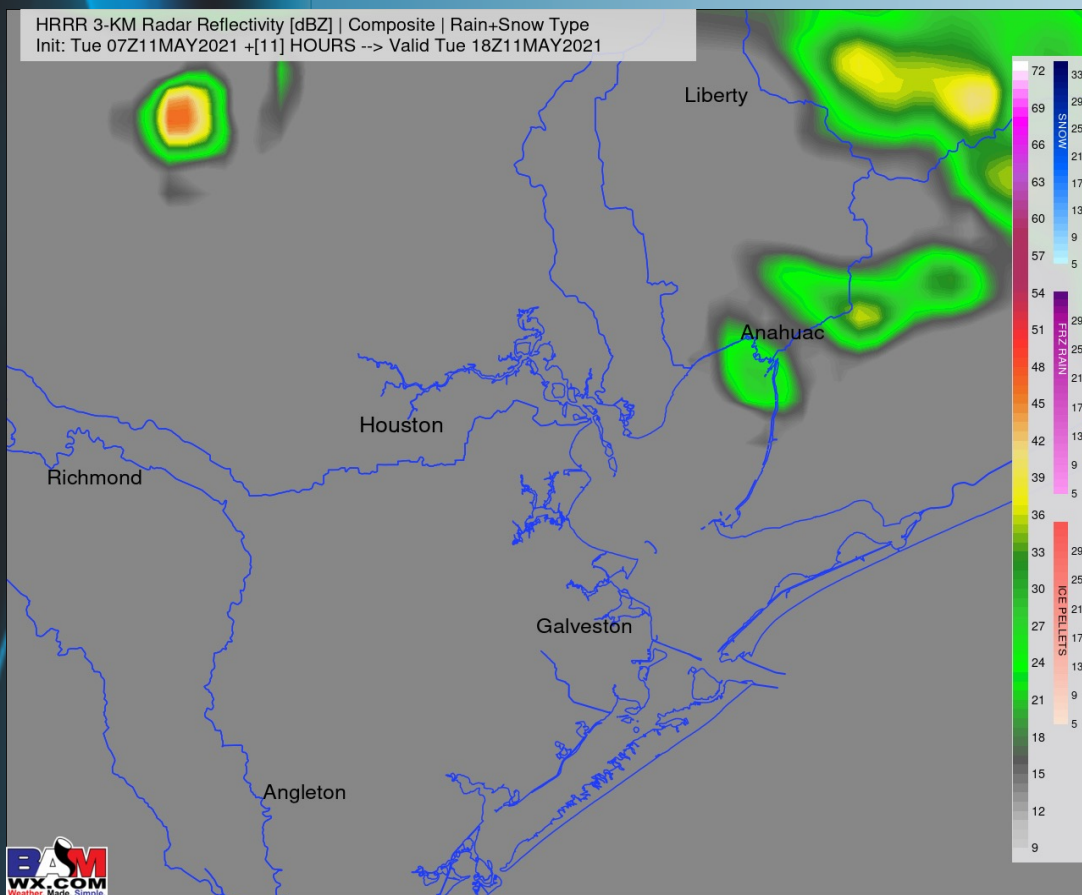
Short-Term Forecast Discussion

- Most of the daytime hours today will be quiet, we are watching into the evening hours for an increase in precipitation - currently favoring for better precip chances to be beyond sundown into the overnight (more detail on next slide).
- Winds will continue coming from the SE today, sustained 10-15 MPH with gusts 15-20 MPH possible. Winds look to drop down to more consistently 5-10 MPH into the evening hours.
- Today's high temps will be a bit warmer inland, but still sitting in the upper 70s for most stations.
 - *No fog expected tonight.*

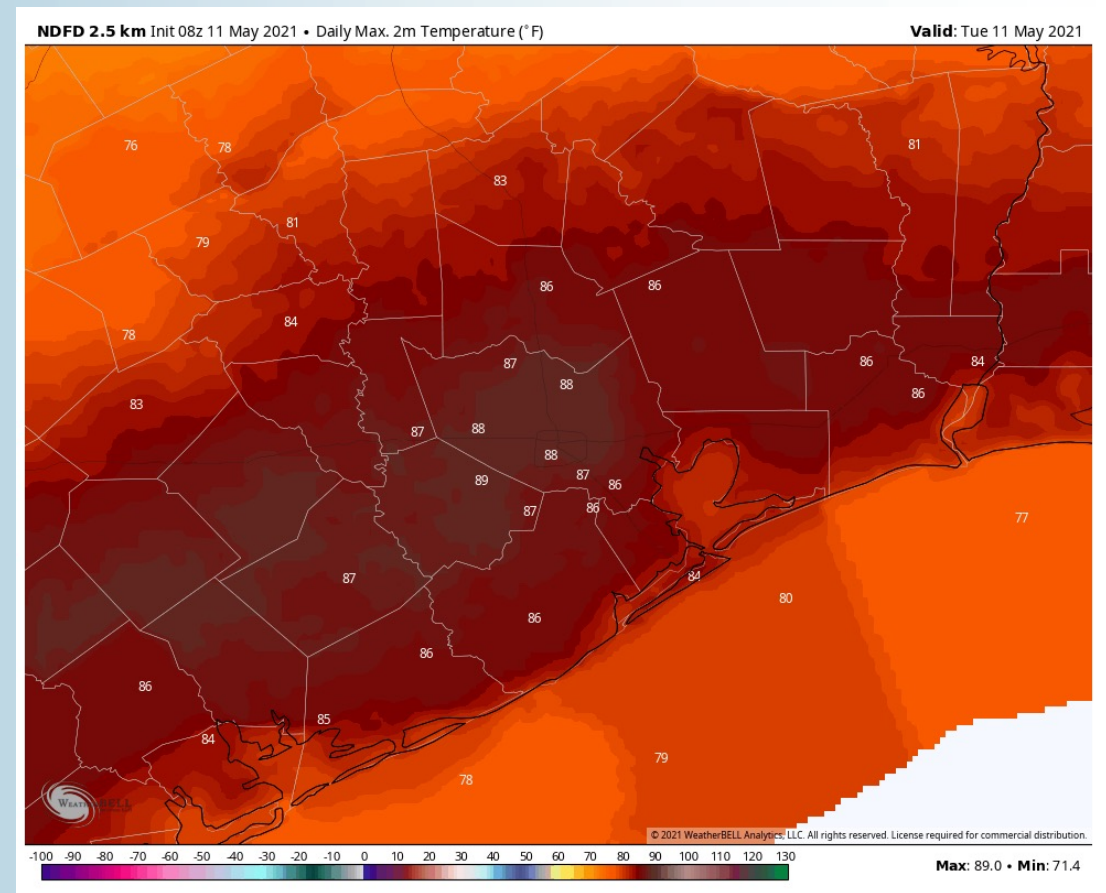
Sustained Winds (2 PM CT)



Simulated Radar Snapshot (1 PM CT)



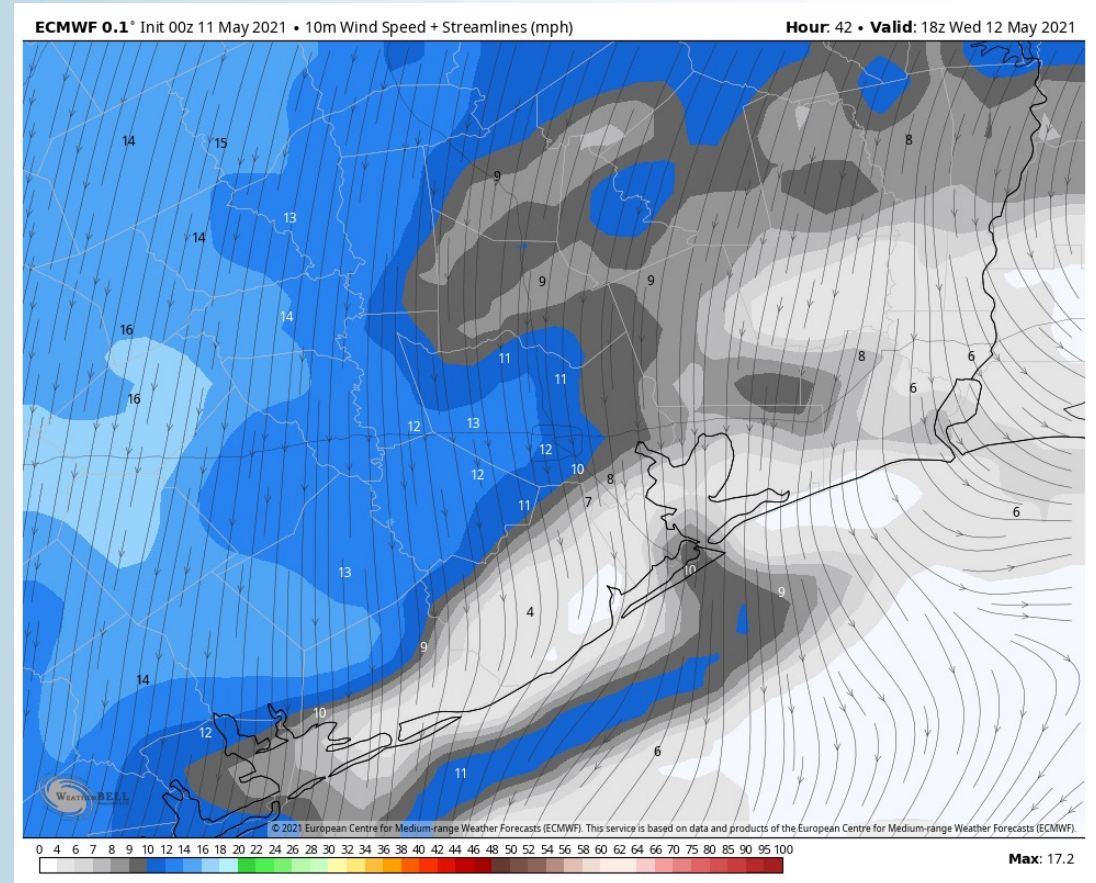
High Temps Today



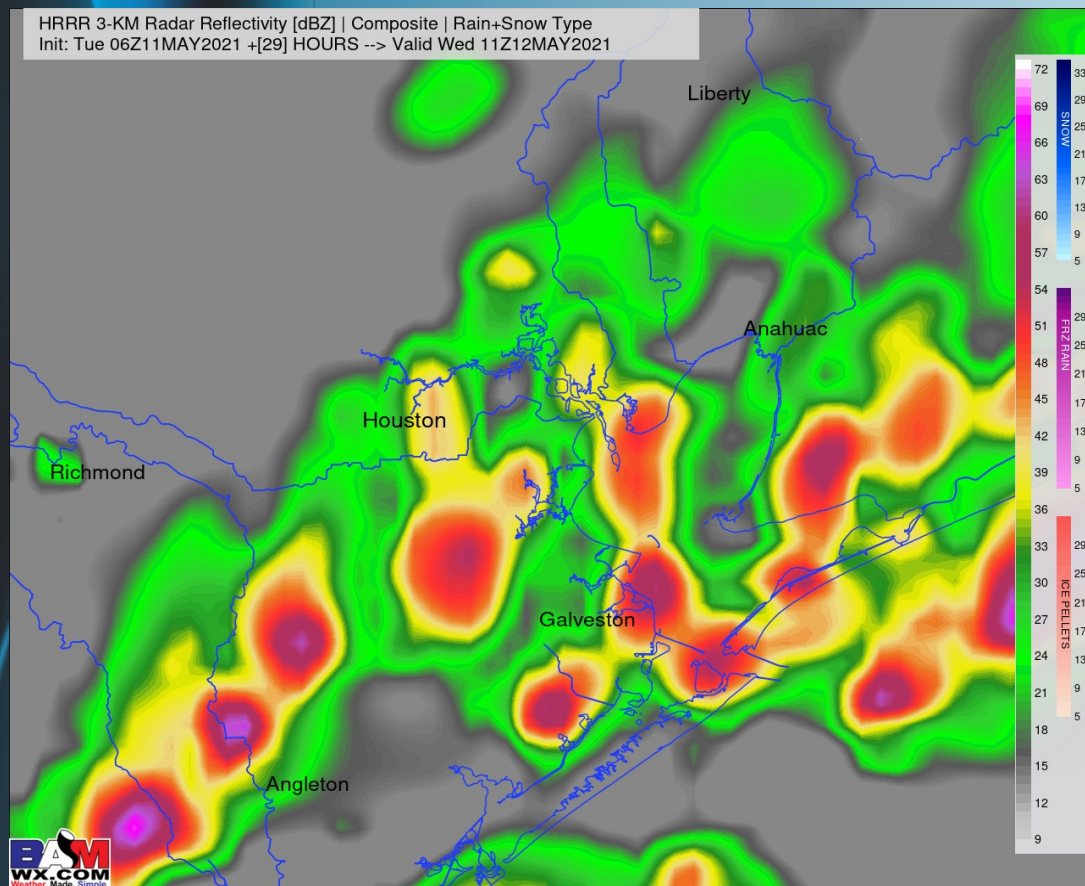
Short-Term Forecast Discussion

- Precip chances are expected to be fairly frequent overnight Tuesday night into Wednesday morning (a few heavier t-storms with briefly lowered visibility possible), tapering to lower percentages after early afternoon to the evening hours here.
 - Winds are expected to shift from the SE to the ENE mid-to-late morning Wednesday. Winds are also expected to weaken down to more ~5-10 MPH in this transition as well.
 - High temperatures are expected to be in the mid 70s over our Stations.
- *No fog expected Wednesday night.*

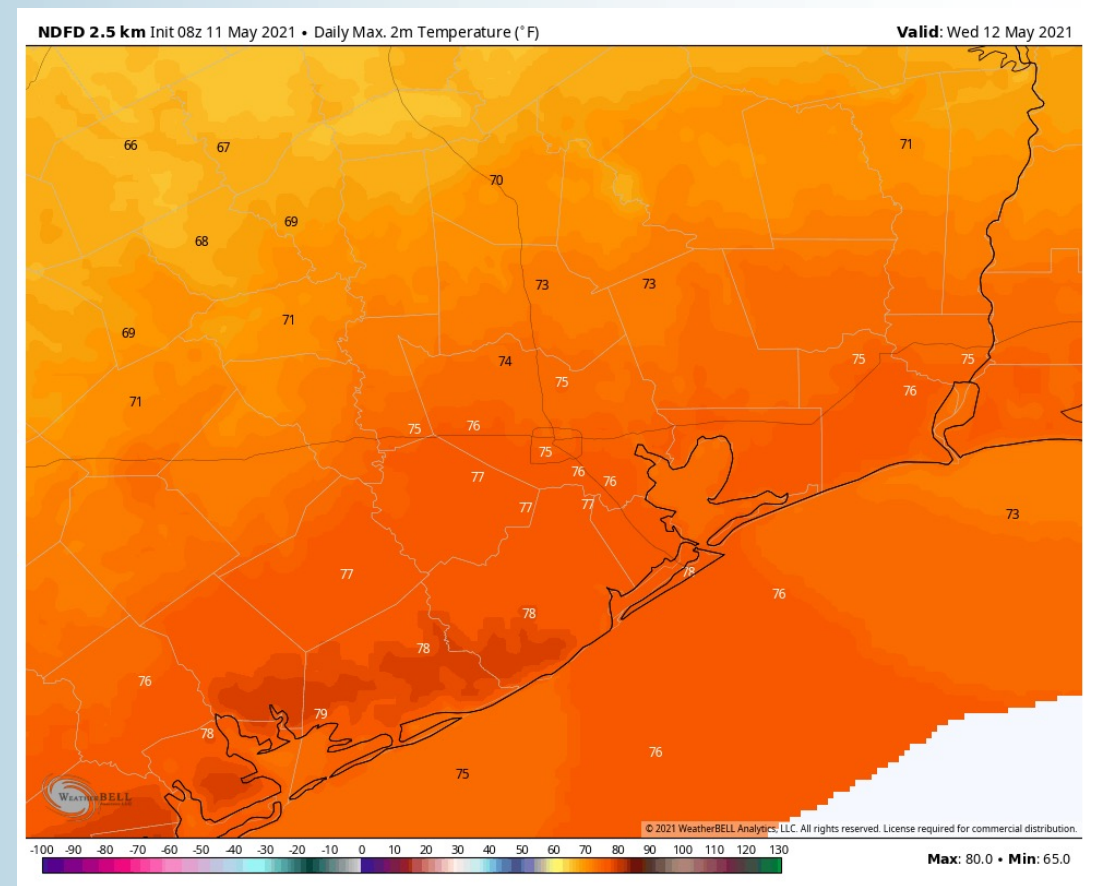
Sustained Winds (1 PM CT)



Simulated Radar Snapshot (6 AM CT)



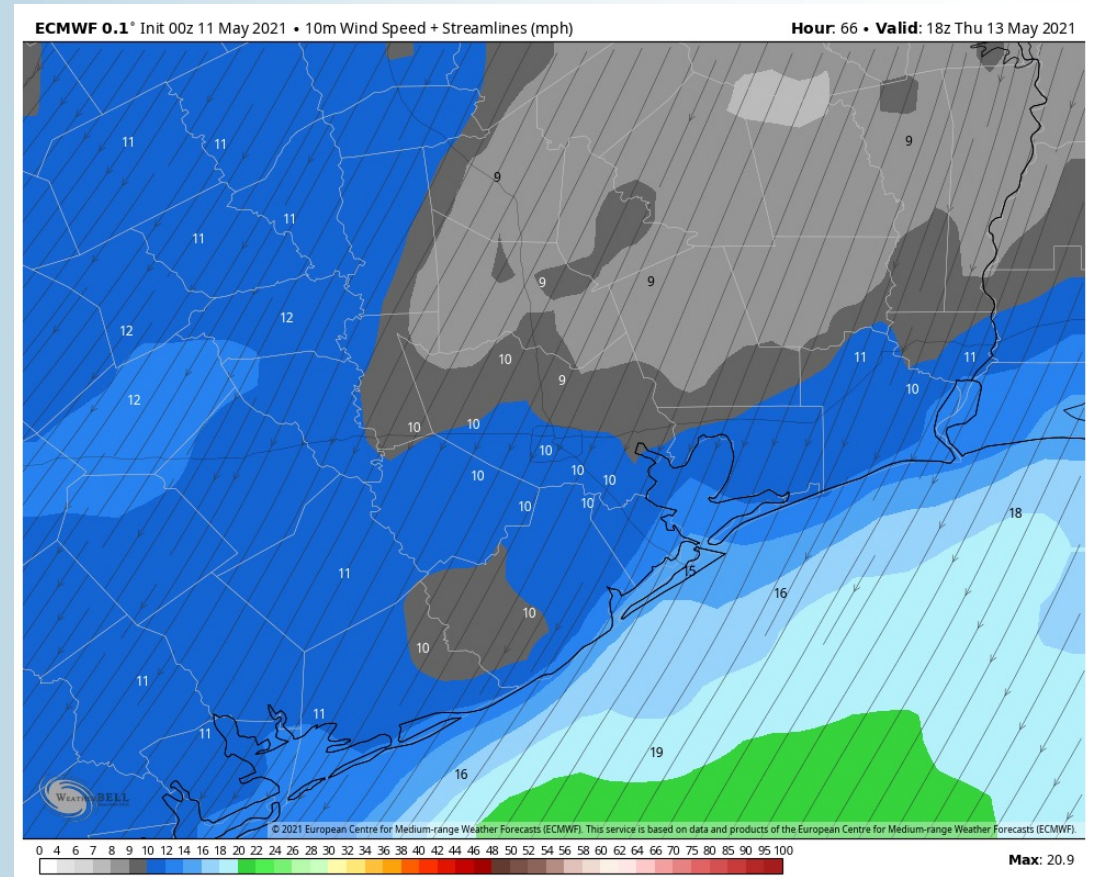
High Temps Wednesday



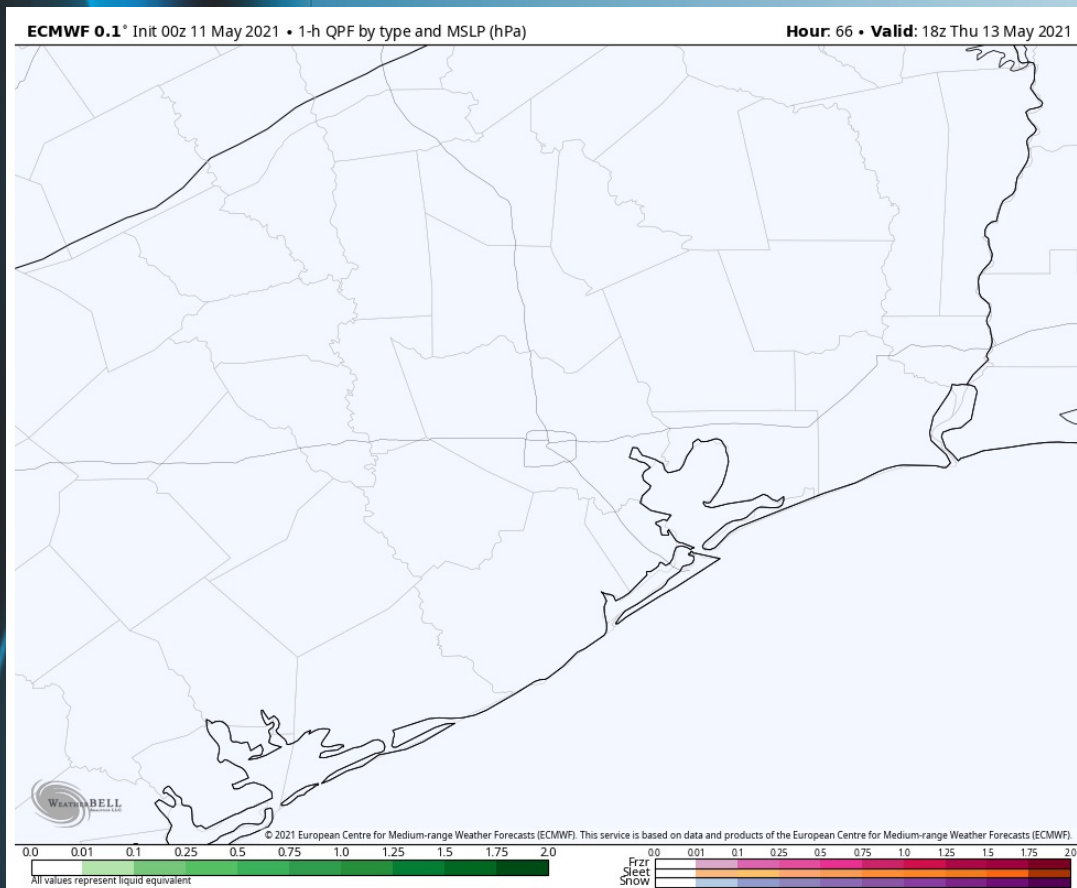
Short-Term Forecast Discussion

- Thursday to Saturday morning are expected to be drier days down here across our Stations.
- Winds are expected to be out of the NE on Thursday, sustained at 10-15 MPH, gusting at times to 15-20 MPH.
- High temperatures are expected to be in the mid 70s over our Stations.
- *No fog expected Thursday night.*

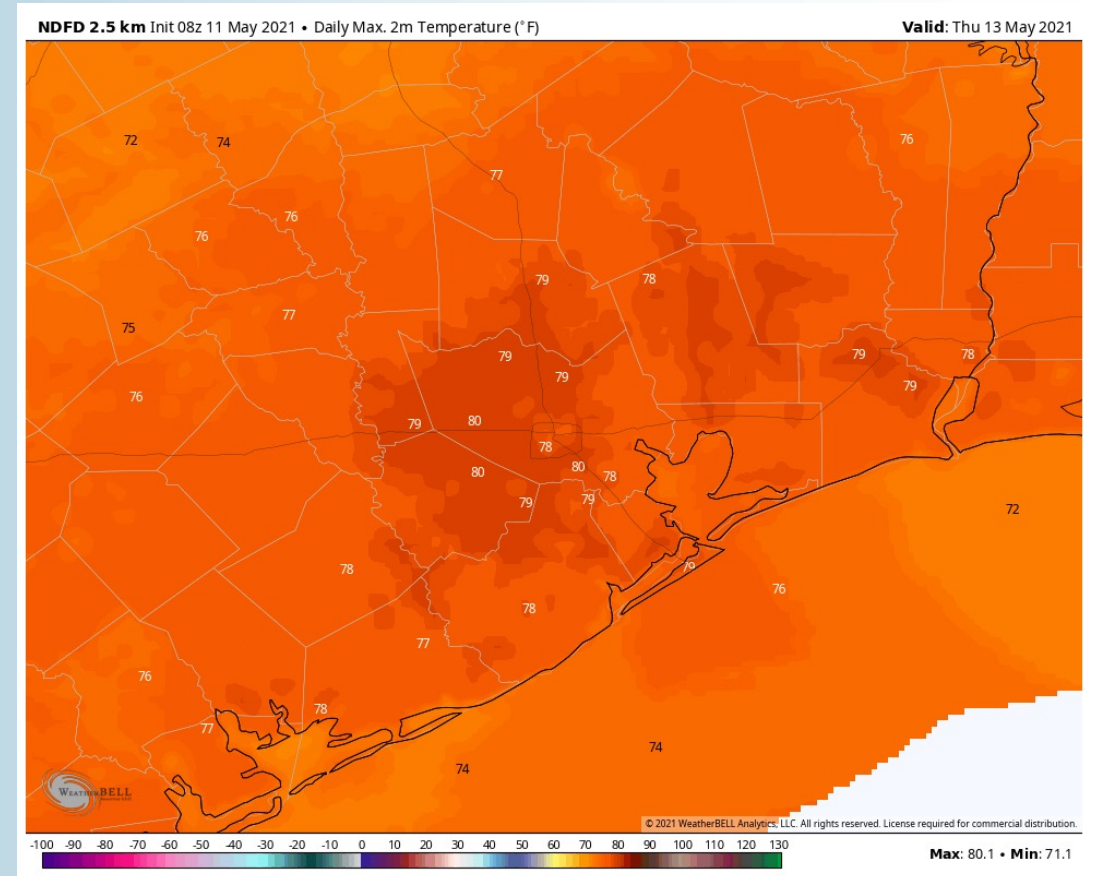
Sustained Winds (1 PM CT)



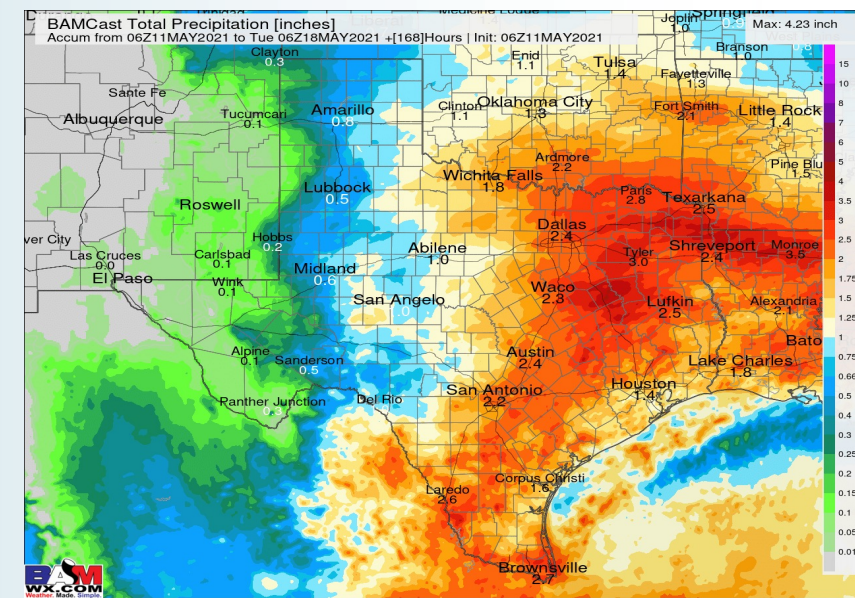
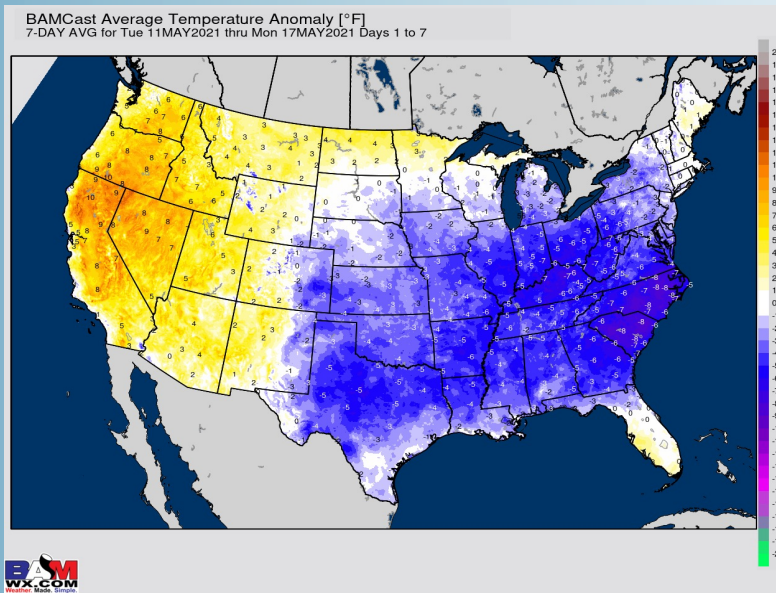
Simulated Radar Snapshot (1 PM CT)



High Temps Thursday



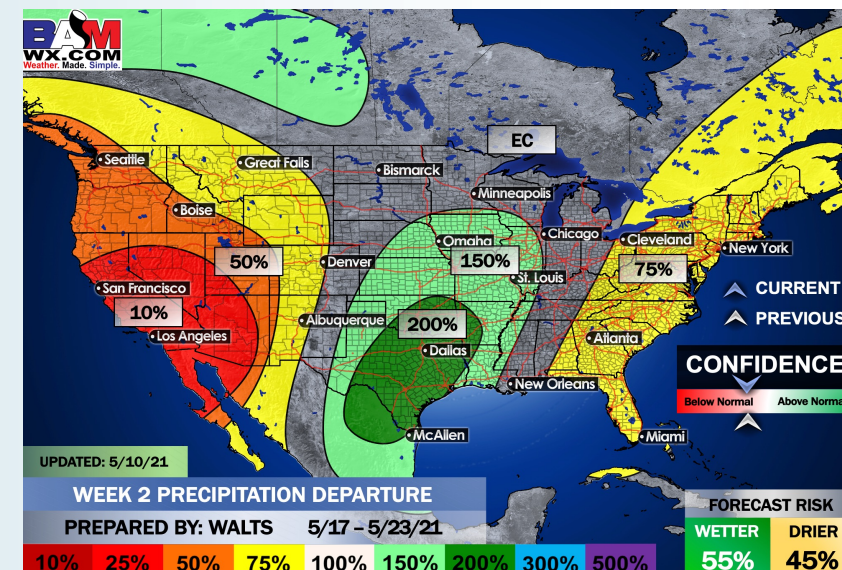
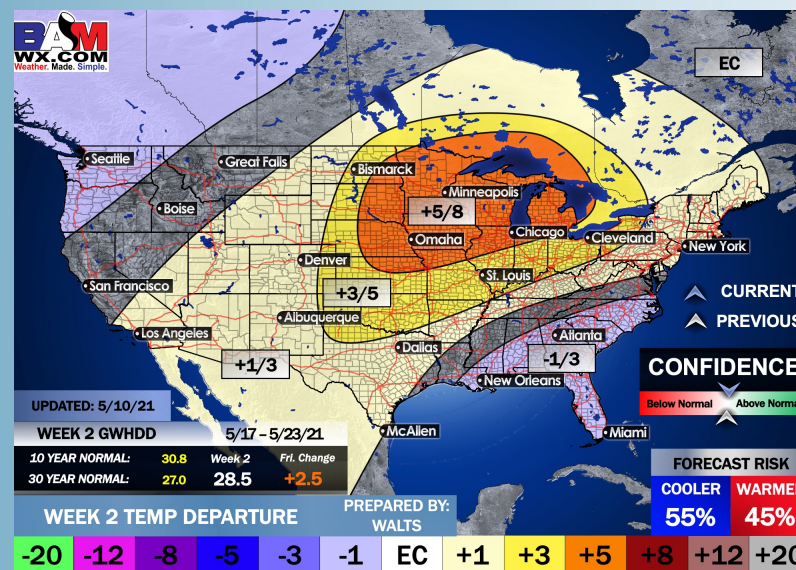
Week 1 Forecast



Long-Range Forecast Discussion

- Precip chances increase especially mid-week here, becoming more quiet late work-week, but eyeing additional chances late weekend. Temps look to average slightly below normal.
- Working into late-May, we are favoring normal temps for this time of year and for precipitation to stay on the active side of things. Increased moisture risks likely continue across the Southern US.
- The weeks ³/₄ (Late May-Early June) period likely features more above normal temperatures and above normal moisture, similar to our current week 2 thoughts.

Week 2 Forecast



Weeks 3/4 Forecast

