

**Updated: 12:40 PM CT, Tuesday, April 27, 2021**

- **As always, please do not hesitate to reach out to us with any forecast questions via the chat option on the Weather Porthole or our on call number, **(317)-560-8122** press 1 for forecast questions.**



# Visibility Report

## Tuesday, April 27, 2021

# HOURLY VISIBILITY BREAKDOWN (in miles)

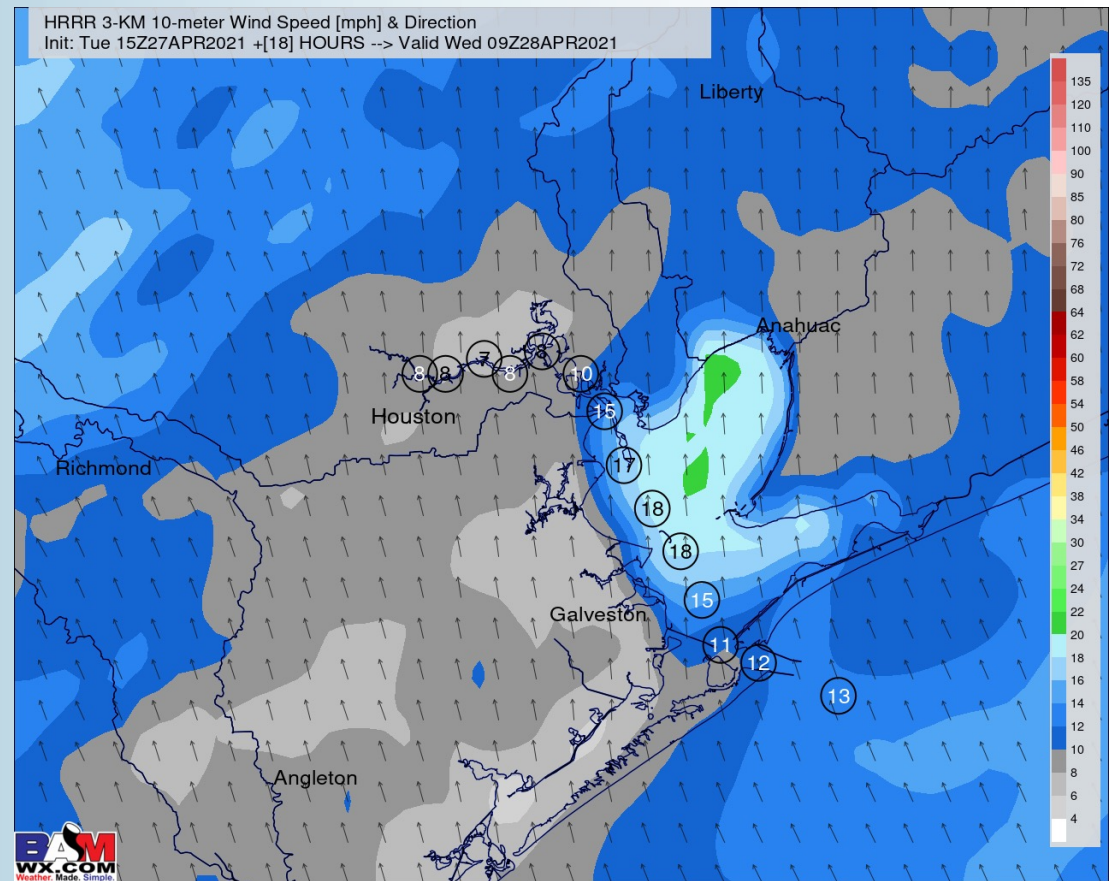
Time	04-27-2021 Tue 11am	04-27-2021 Tue 12pm	04-27-2021 Tue 1pm	04-27-2021 Tue 2pm	04-27-2021 Tue 3pm	04-27-2021 Tue 4pm	04-27-2021 Tue 5pm	04-27-2021 Tue 6pm	04-27-2021 Tue 7pm	04-27-2021 Tue 8pm	04-27-2021 Tue 9pm	04-27-2021 Tue 10pm	04-27-2021 Tue 11pm	04-28-2021 Wed 12am	04-28-2021 Wed 1am	04-28-2021 Wed 2am	04-28-2021 Wed 3am	04-28-2021 Wed 4am	04-28-2021 Wed 5am	04-28-2021 Wed 6am	04-28-2021 Wed 7am	04-28-2021 Wed 8am	04-28-2021 Wed 9am	04-28-2021 Wed 10am	04-28-2021 Wed 11am	04-28-2021 Wed 12pm	04-28-2021 Wed 1pm	04-28-2021 Wed 2pm	04-28-2021 Wed 3pm	04-28-2021 Wed 4pm	04-28-2021 Wed 5pm	04-28-2021 Wed 6pm	04-28-2021 Wed 7pm	04-28-2021 Wed 8pm	04-28-2021 Wed 9pm		
Houston Pilots N - 610 Bridge	10.00	10.00	10.00	10.00	10.00	10.00	10.00	10.00	10.00	9.451	8.760	6.93	6.93	8.94	9.00	9.00	7.95	7.90	6.92	6.92	4.93	3.90	4.90	6.89	6.89	6.89	6.89	6.92	6.92	5.55	4.93	3.90	3.90	3.90	4.93		
Houston Pilots M - Kinder 1	10.00	10.00	10.00	10.00	10.00	10.00	10.00	9.951	10.00	9.229	8.522	6.93	6.93	9.00	9.98	9.00	8.87	7.95	6.92	6.92	4.93	3.90	4.90	6.89	6.89	6.89	6.89	6.92	6.92	5.59	4.93	3.90	3.90	3.90	4.93		
Houston Pilots L - Greens Bayou	10.00	10.00	10.00	10.00	10.00	9.966	10.00	9.497	9.461	8.821	8.126	6.93	7.89	9.00	10.00	9.00	8.99	7.95	6.92	6.92	4.93	4.93	4.90	6.89	6.89	6.89	6.89	6.92	6.92	4.90	4.93	3.90	3.90	3.90	4.93		
Houston Pilots K - Shell Crude	9.801	9.975	10.00	10.00	10.00	9.636	10.00	9.301	9.296	8.671	8.038	6.93	7.89	9.00	10.00	9.00	8.99	7.95	6.92	6.92	4.93	4.93	4.90	6.89	6.89	6.89	6.89	6.92	6.92	4.90	4.93	3.90	3.90	3.90	4.93		
Houston Pilots J - Lynchburg Ferries	9.118	9.152	9.380	9.453	10.00	8.925	9.437	8.896	8.948	8.399	7.953	6.93	7.89	9.00	10.00	9.87	8.99	8.99	7.46	7.46	6.00	6.00	5.98	7.45	7.45	7.45	7.45	7.46	7.46	5.98	6.00	5.23	5.23	5.23	6.00		
Houston Pilots I - Exxon 3	8.413	8.346	8.605	8.982	9.020	8.540	9.043	8.784	8.757	8.256	7.959	6.93	7.89	9.00	10.00	10.00	8.99	8.99	7.21	6.92	4.93	4.93	5.08	6.89	6.89	6.89	6.89	6.92	6.92	4.90	4.93	3.90	3.90	3.90	4.93		
Houston Pilots H - Morgans Point	8.014	7.937	8.167	8.681	8.455	8.395	8.723	8.734	8.619	8.145	7.894	6.94	7.89	9.00	10.00	9.00	8.99	8.99	8.06	8.06	7.16	7.16	7.17	8.07	8.07	8.07	8.07	8.06	8.06	7.17	7.16	6.70	6.70	6.70	7.16		
Houston Pilots G - 75/76	7.718	6.956	7.939	8.410	8.067	8.297	8.366	8.730	8.491	8.028	7.827	6.93	6.93	6.93	7.89	6.93	8.99	8.99	8.99	8.99	8.99	8.99	9.03	9.03	9.03	9.03	9.03	9.03	8.99	8.99	9.03	8.99	8.99	8.99	8.99	8.99	
Houston Pilots F - 63/64	7.250	6.418	8.009	8.284	7.905	8.449	8.244	8.741	8.426	7.964	7.813	6.93	6.93	6.93	6.98	6.93	8.99	8.99	8.99	8.99	8.99	8.99	9.03	9.03	9.03	9.03	9.03	9.03	8.99	8.99	9.03	8.99	8.99	8.99	8.99	8.99	
Houston Pilots E - 51/52	7.186	6.837	8.085	8.189	7.814	8.450	8.218	8.575	8.311	7.887	7.748	6.93	6.93	6.93	6.93	6.93	8.99	8.99	8.99	8.99	8.99	8.99	9.03	9.03	9.03	9.03	9.03	9.03	8.99	8.99	9.03	8.99	8.99	8.99	8.99	8.99	
Houston Pilots D - 37/38	6.292	7.267	8.130	8.117	7.806	8.338	8.228	8.464	8.197	7.799	7.680	6.93	6.93	6.93	6.93	6.93	8.99	8.99	8.99	8.99	8.99	8.99	9.03	9.03	9.03	9.03	9.03	8.99	8.99	9.03	8.99	8.99	8.99	8.99	8.99	8.99	
Houston Pilots C - 25/26	5.274	7.559	8.080	7.940	7.828	8.214	8.255	8.355	8.078	7.710	7.637	6.93	6.93	6.93	6.93	6.93	8.41	8.03	8.03	8.99	8.99	8.99	9.03	9.03	9.03	8.59	8.59	8.32	8.32	8.31	8.99	8.99	8.32	8.99	8.99		
Houston Pilots B - 11/12	4.074	7.614	7.823	7.680	7.672	7.882	8.051	8.111	7.877	7.615	7.592	6.93	6.93	6.93	6.93	6.93	8.03	8.03	8.03	8.03	8.99	8.65	8.67	8.17	8.40	8.00	8.00	8.03	8.03	8.00	8.03	8.03	8.03	8.03	8.03	8.99	8.99
Houston Pilots A - 1 & 2 Bravo	3.871	7.581	7.589	7.581	7.581	7.611	7.765	7.887	7.655	7.581	7.581	6.93	6.93	6.93	6.93	5.90	8.03	8.03	8.03	8.03	8.03	8.03	8.00	8.00	8.00	8.00	8.00	8.03	8.03	8.00	8.03	8.03	8.03	8.03	8.03	8.99	8.99



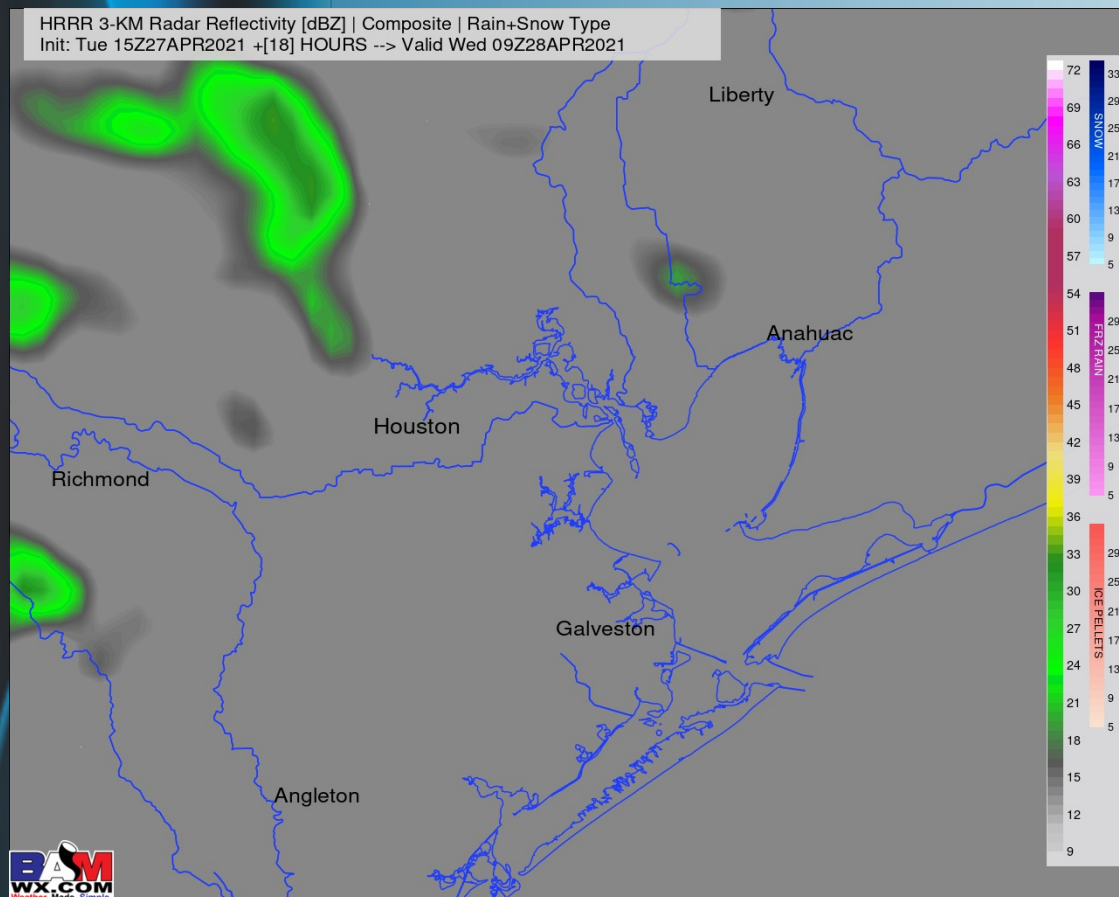
## Short-Term Forecast Discussion

- Expecting overall dry conditions to linger tonight. An outside, isolated chance for a shower is possible, but not favored.
- Winds overnight are expected to increase to 15-20 MPH, gusting at times to 20-30 MPH.
- Low temps will drop down into the lower 70s tonight.
  - *No fog expected tonight.*

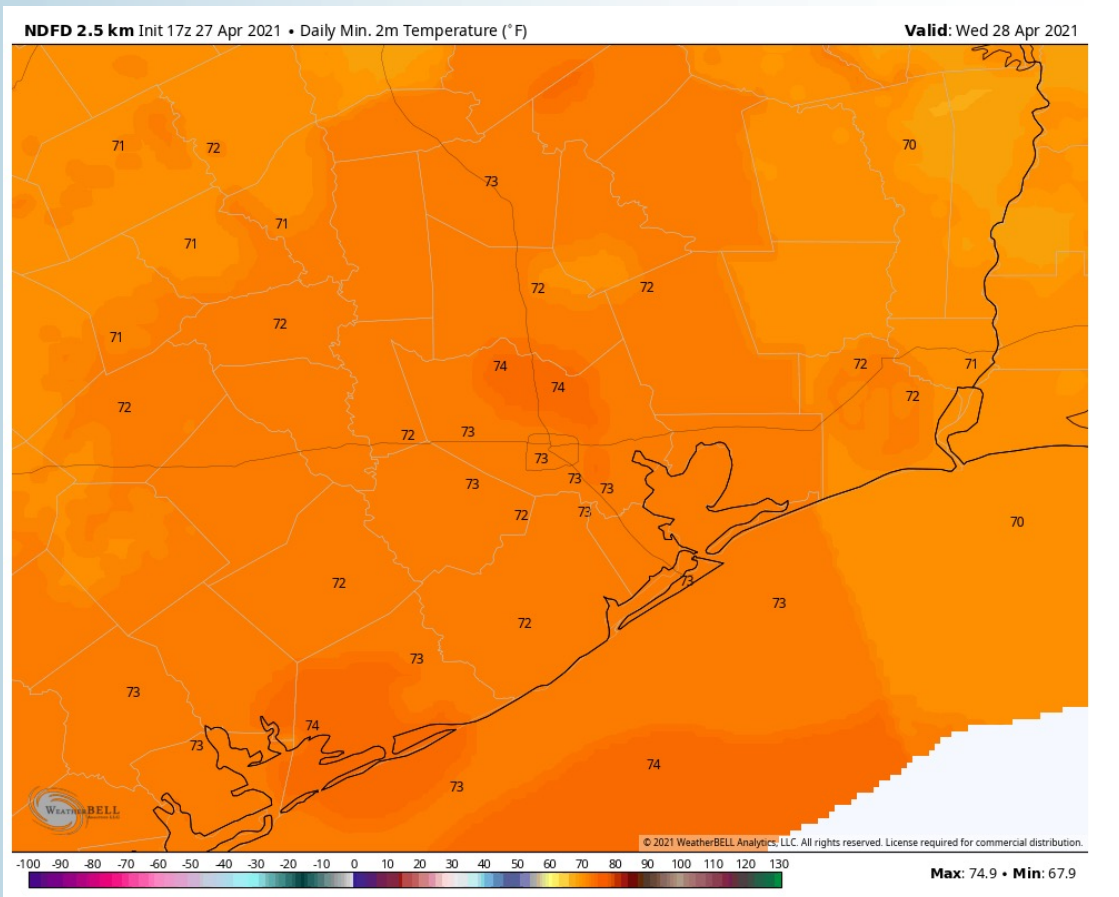
## Sustained Winds (4 AM CT)



## Simulated Radar Snapshot (4 AM CT)



## Low Temps Tonight

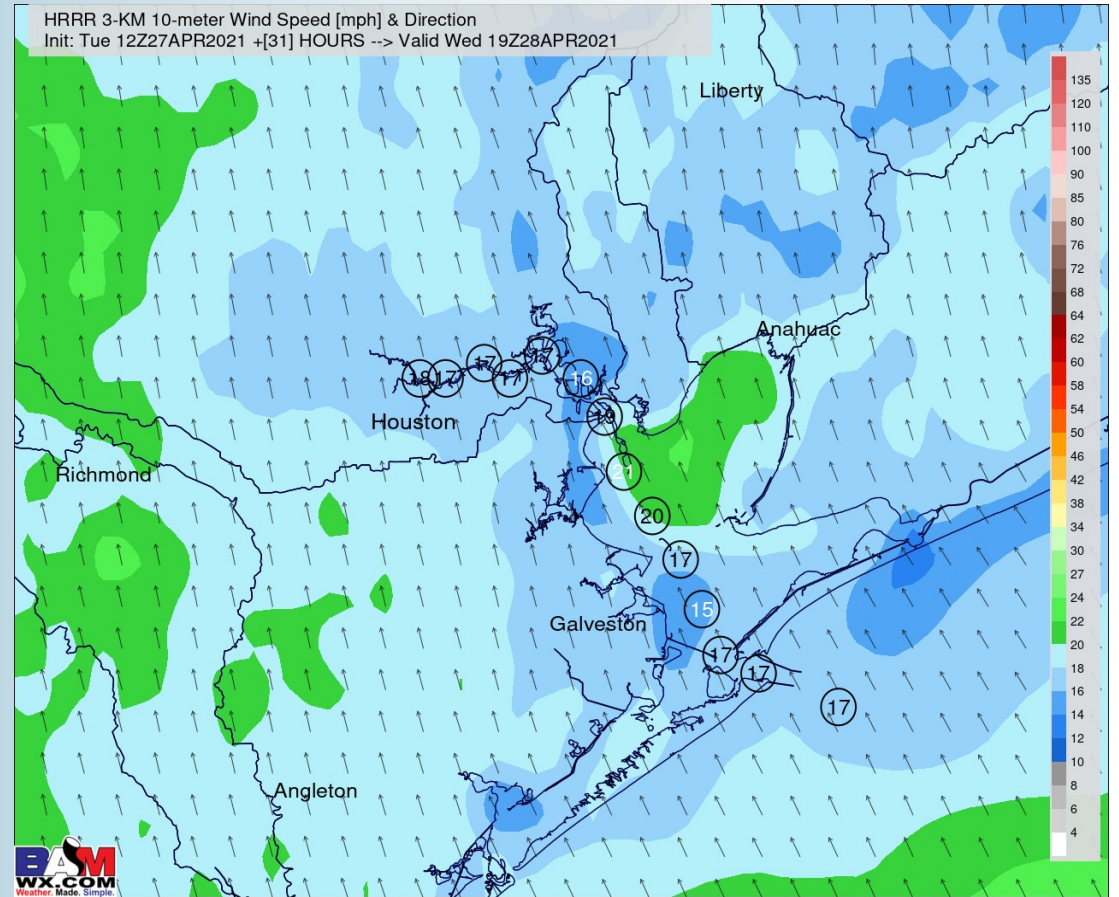




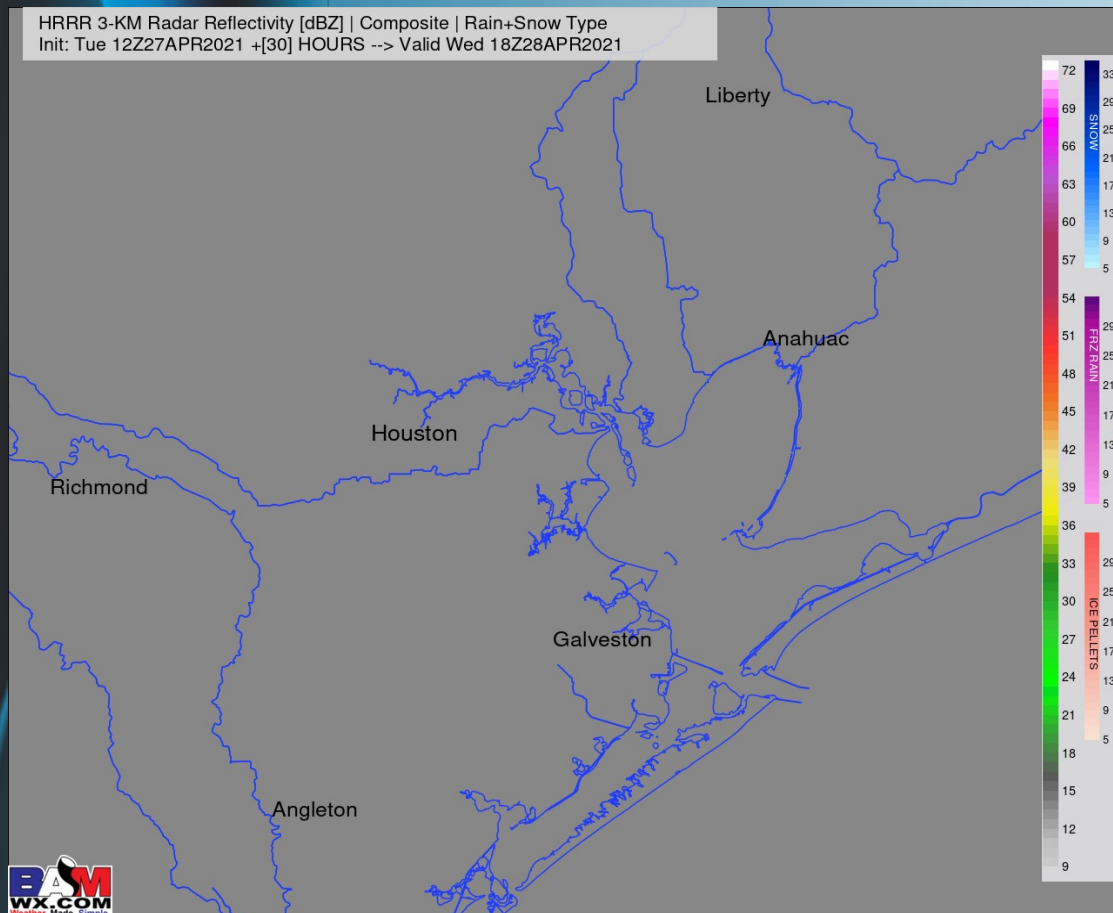
## Short-Term Forecast Discussion

- Wednesday right now is still looking to be an overall dry day across the area, just quite windy, as discussed below.
- We will be windy on Wednesday, with sustained winds out of the SE expected at 17-23 MPH, gusting at times up to 25-35 MPH.
- High temps will hover in the mid to upper 70s.
- *No fog expected on Wednesday night.*

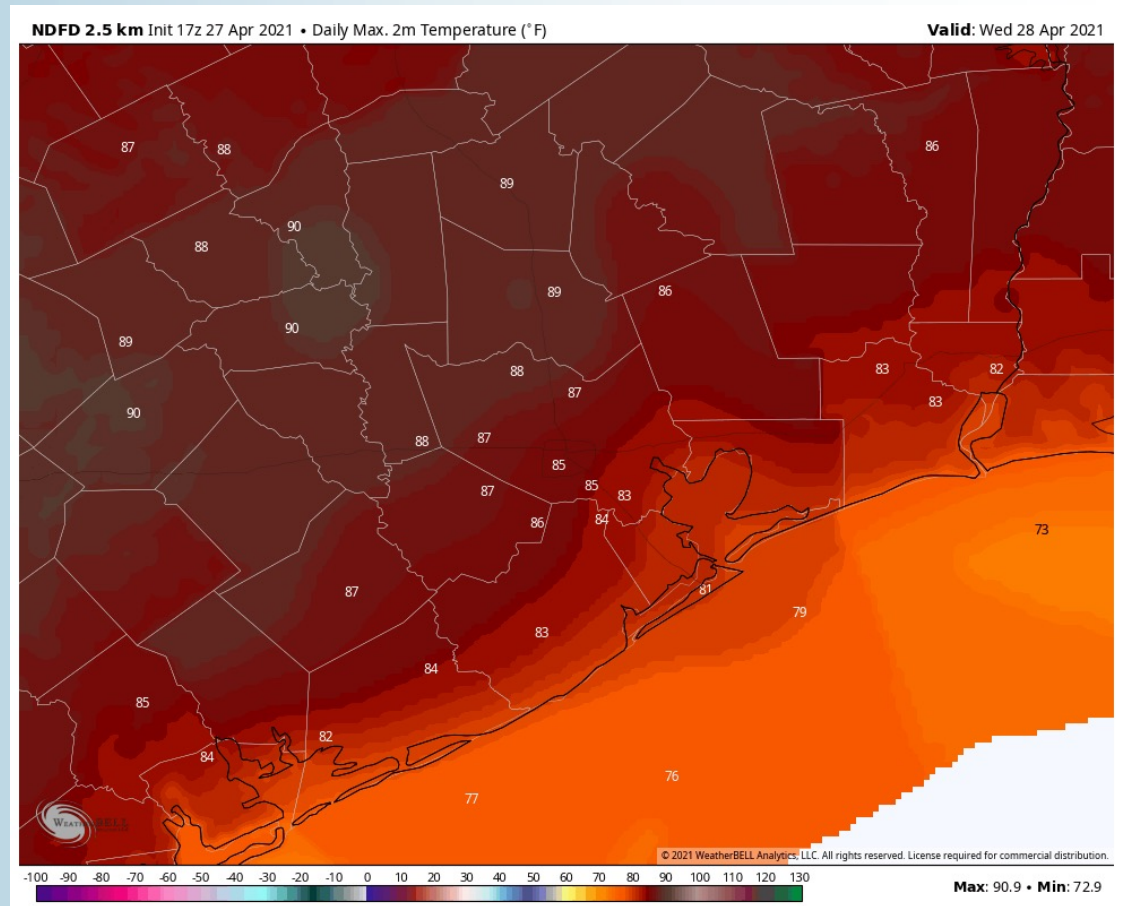
## Sustained Winds (2 PM CT)



## Simulated Radar Snapshot (1 PM CT)



## High Temps Wednesday

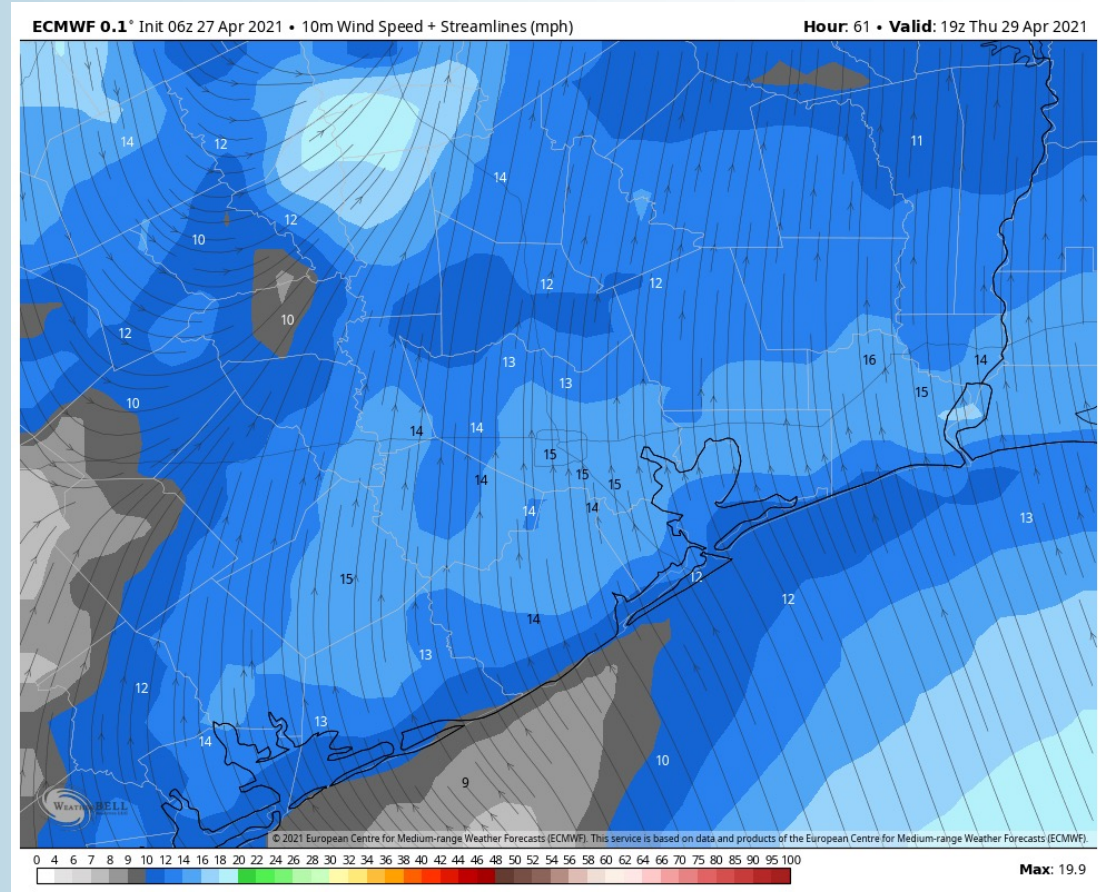




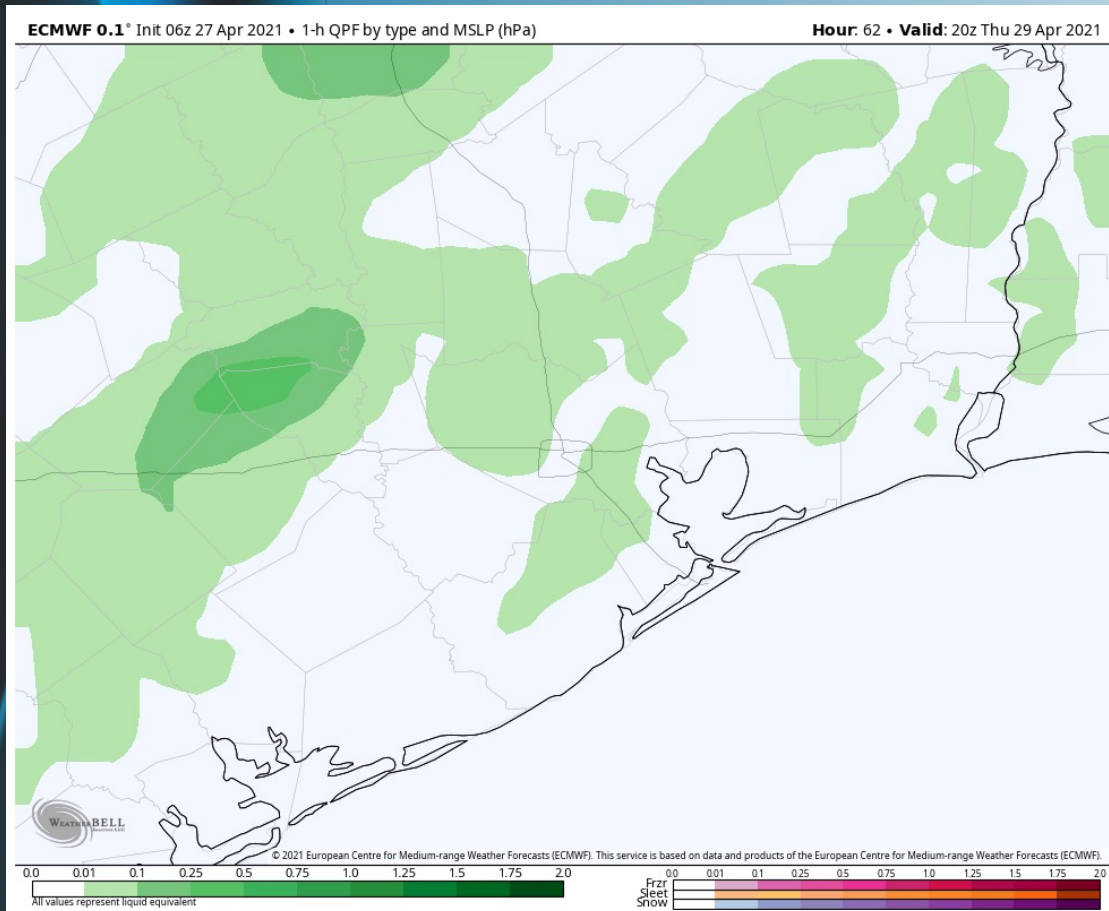
## Short-Term Forecast Discussion

- Expecting Thursday morning to overall be dry, with increasing rainfall opportunity mostly north of the Boarding Stations into the PM hours here (~40%).
- Winds will stay elevated on Thursday, 13-18 MPH sustained out of the SSE, gusting at times to 25-30 MPH.
- High temps will hover in the mid to upper 70s.
- *No fog expected on Thursday night right now.*


## Sustained Winds (2 PM CT)



## Simulated Radar Snapshot (3 PM CT)



## High Temps Thursday

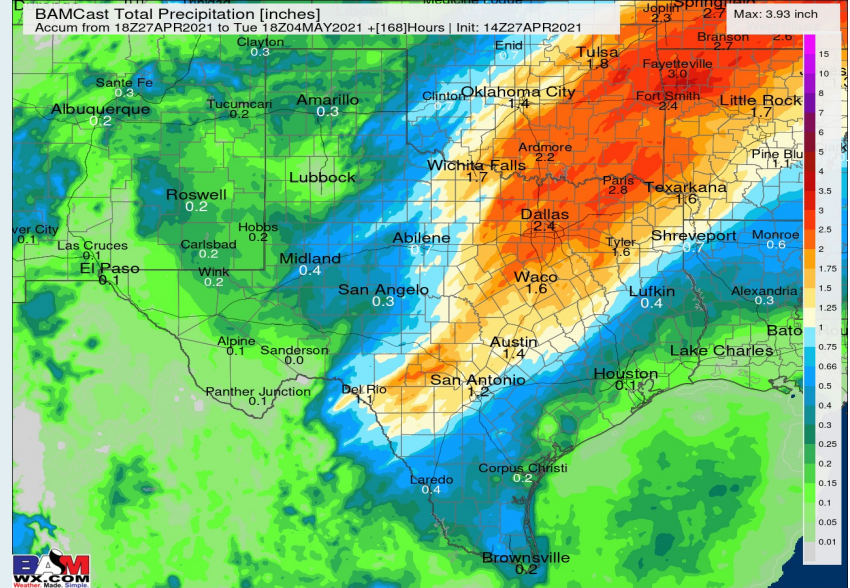
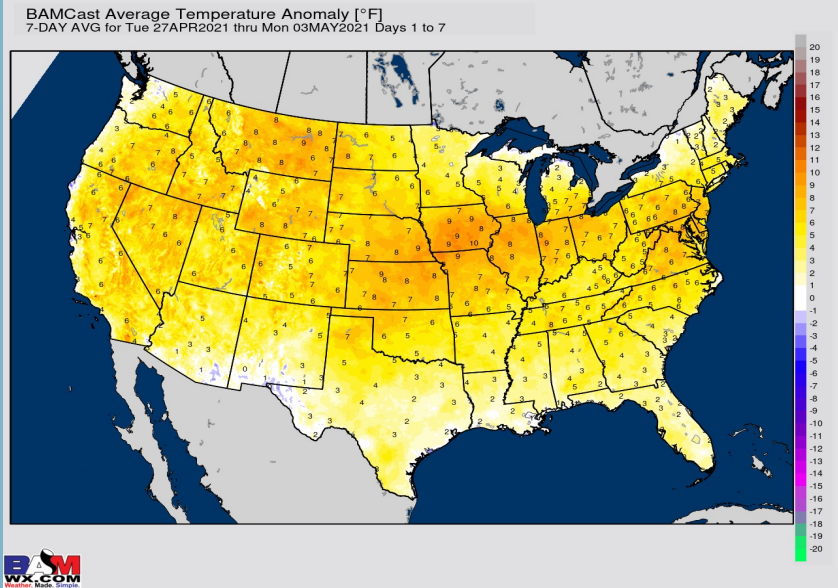




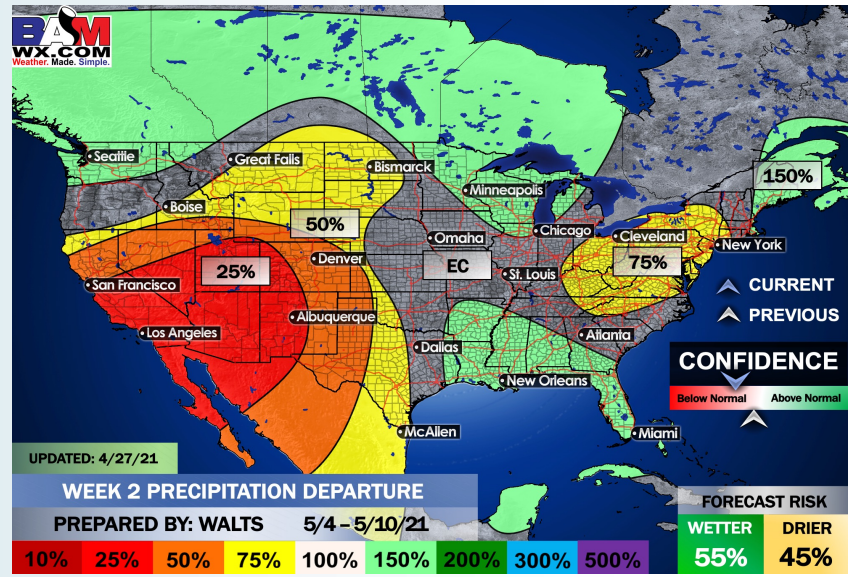
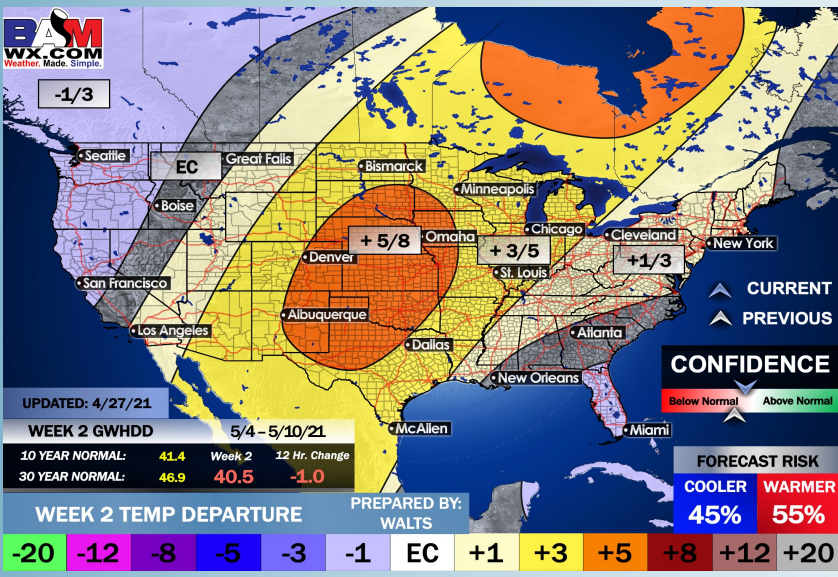
## Long-Range Forecast Discussion

- Warmer than normal temps expected over the next week, watching for a cold front later on Thursday for our next precipitation chance (north). Outside of this chance, precip chances will be very quiet.
- Temps likely average out close to normal/slight above normal for the week 2 period...as we roll forward here as well, we would anticipate near-normal to slightly below normal moisture chances.
- The above normal temps continue in the weeks 3-4 period, with precipitation chances looking to start to get more active as well above normal at this distance.

## Week 1 Forecast



## Week 2 Forecast



## Weeks 3/4 Forecast

