

**Updated: 5:25 AM CT, Monday, April 26, 2021**

- **As always, please do not hesitate to reach out to us with any forecast questions via the chat option on the Weather Porthole or our on call number, **(317)-560-8122** press 1 for forecast questions.**



# Visibility Report

## Monday, April 26, 2021

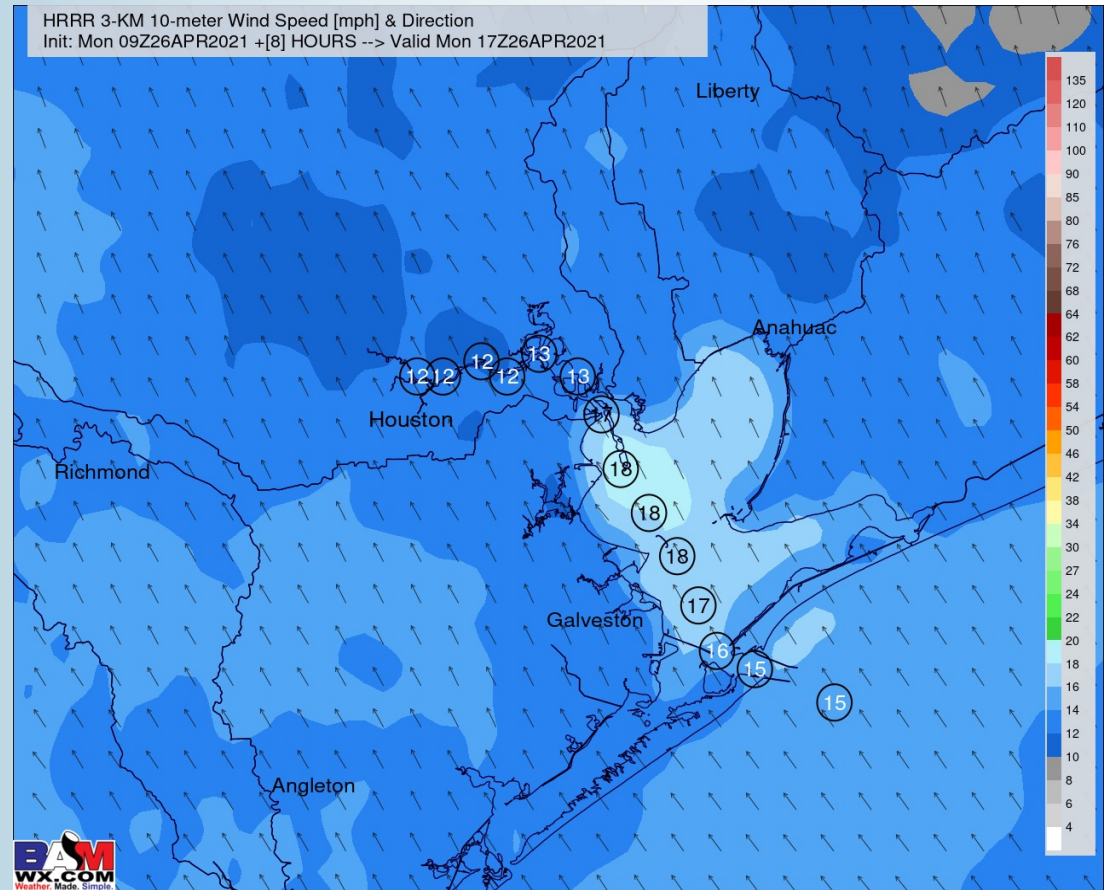
# HOURLY VISIBILITY BREAKDOWN (in miles)

Time	04-26-2021 Mon 4am	04-26-2021 Mon 5am	04-26-2021 Mon 6am	04-26-2021 Mon 7am	04-26-2021 Mon 8am	04-26-2021 Mon 9am	04-26-2021 Mon 10am	04-26-2021 Mon 11am	04-26-2021 Mon 12pm	04-26-2021 Mon 1pm	04-26-2021 Mon 2pm	04-26-2021 Mon 3pm	04-26-2021 Mon 4pm	04-26-2021 Mon 5pm	04-26-2021 Mon 6pm	04-26-2021 Mon 7pm	04-26-2021 Mon 8pm	04-26-2021 Mon 9pm	04-26-2021 Mon 10pm	04-26-2021 Mon 11pm	04-27-2021 Tue 12am	04-27-2021 Tue 1am	04-27-2021 Tue 2am	04-27-2021 Tue 3am	04-27-2021 Tue 4am	04-27-2021 Tue 5am	04-27-2021 Tue 6am	04-27-2021 Tue 7am	04-27-2021 Tue 8am	04-27-2021 Tue 9am	04-27-2021 Tue 10am	04-27-2021 Tue 11am	04-27-2021 Tue 12pm	04-27-2021 Tue 1pm	04-27-2021 Tue 2pm		
Houston Pilots N - 610 Bridge	8.308	8.104	7.884	7.885	8.981	10.00	10.00	10.00	10.00	10.00	10.00	10.00	10.00	10.00	10.00	10.00	10.00	10.00	10.00	10.00	10.00	10.00	10.00	10.00	10.00	10.00	10.00	7.98	5.53	4.93	5.89	6.92	6.89	7.92	7.92		
Houston Pilots M - Kinder 1	8.326	8.083	7.931	7.933	8.908	10.00	10.00	10.00	10.00	10.00	10.00	10.00	10.00	10.00	10.00	10.00	10.00	10.00	10.00	10.00	10.00	10.00	10.00	10.00	10.00	10.00	10.00	7.95	5.04	4.93	5.89	6.92	6.89	7.92	7.92		
Houston Pilots L - Greens Bayou	8.290	8.105	8.062	7.935	8.565	10.00	10.00	10.00	10.00	10.00	10.00	10.00	10.00	10.00	10.00	10.00	10.00	10.00	10.00	10.00	10.00	10.00	10.00	10.00	10.00	10.00	10.00	7.95	4.93	4.93	5.89	5.89	6.89	7.92	7.09		
Houston Pilots K - Shell Crude	8.301	8.222	8.141	7.996	8.555	10.00	10.00	10.00	10.00	10.00	10.00	10.00	10.00	10.00	10.00	10.00	10.00	10.00	10.00	10.00	10.00	10.00	10.00	10.00	10.00	10.00	10.00	7.95	4.93	4.93	5.89	5.89	6.89	7.92	6.89		
Houston Pilots J - Lynchburg Ferries	8.267	8.395	8.223	8.054	8.305	10.00	10.00	10.00	10.00	10.00	10.00	10.00	10.00	10.00	10.00	10.00	9.81	9.81	9.81	9.81	9.81	9.81	9.80	9.80	9.81	9.81	9.81	9.81	9.81	8.22	6.00	6.00	6.70	6.70	7.45	8.21	6.66
Houston Pilots I - Exxon 3	9.115	9.228	9.034	9.037	9.265	10.00	10.00	10.00	10.00	10.00	10.00	10.00	10.00	10.00	10.00	10.00	10.00	10.00	10.00	10.00	10.00	10.00	10.00	10.00	10.00	10.00	10.00	7.95	4.93	4.93	5.89	5.89	6.89	7.92	6.89		
Houston Pilots H - Morgans Point	10.00	10.00	10.00	10.00	10.00	10.00	10.00	10.00	10.00	10.00	10.00	10.00	10.00	10.00	10.00	10.00	9.49	9.49	9.49	9.49	9.49	9.49	9.50	9.50	9.49	9.49	9.49	9.49	8.06	7.16	7.16	7.59	7.59	8.07	8.53	6.40	
Houston Pilots G - 75/76	10.00	10.00	10.00	10.00	10.00	10.00	10.00	10.00	10.00	10.00	10.00	10.00	10.00	10.00	10.00	10.00	9.24	8.99	8.99	8.99	8.99	8.99	9.03	9.03	8.99	8.99	8.99	8.99	8.99	8.99	8.99	8.99	8.99	8.99	9.03	9.03	6.01
Houston Pilots F - 63/64	10.00	10.00	10.00	10.00	10.00	10.00	10.00	10.00	10.00	10.00	10.00	10.00	10.00	10.00	10.00	10.00	8.99	8.99	8.99	8.99	8.99	8.99	9.03	9.03	8.99	8.99	8.99	8.99	8.99	8.99	8.99	8.99	8.99	8.99	9.03	9.03	6.96
Houston Pilots E - 51/52	10.00	10.00	10.00	10.00	10.00	10.00	10.00	10.00	10.00	10.00	10.00	10.00	10.00	10.00	10.00	10.00	8.99	8.99	8.99	8.99	8.99	8.99	9.03	9.03	8.99	8.99	8.99	8.99	8.99	8.99	8.99	8.99	8.99	8.99	9.03	8.05	7.95
Houston Pilots D - 37/38	10.00	10.00	10.00	10.00	10.00	10.00	10.00	10.00	10.00	10.00	10.00	10.00	10.00	10.00	10.00	10.00	8.99	8.99	8.99	8.99	8.99	8.99	9.03	9.03	8.99	8.99	8.99	8.99	8.99	8.99	8.99	8.99	8.99	8.99	9.03	8.00	8.00
Houston Pilots C - 25/26	10.00	10.00	10.00	10.00	10.00	10.00	10.00	10.00	10.00	10.00	10.00	10.00	10.00	10.00	10.00	10.00	8.99	8.99	8.99	8.99	8.99	8.99	9.03	9.03	8.03	8.99	8.99	8.99	8.03	8.99	8.99	8.99	8.99	8.99	9.03	6.96	8.00
Houston Pilots B - 11/12	10.00	10.00	10.00	10.00	10.00	10.00	10.00	10.00	10.00	10.00	10.00	10.00	10.00	10.00	10.00	10.00	8.99	8.99	8.99	8.99	8.99	8.99	9.03	9.03	8.03	8.99	8.99	8.99	8.03	8.99	8.99	8.99	8.99	8.99	8.67	6.96	8.00
Houston Pilots A - 1 & 2 Bravo	10.00	10.00	10.00	10.00	10.00	10.00	10.00	10.00	10.00	10.00	10.00	10.00	10.00	10.00	10.00	10.00	8.99	8.99	8.99	8.99	8.99	8.99	9.03	8.00	8.03	8.99	8.99	8.03	8.03	8.03	8.99	8.99	8.99	8.00	8.00	8.00	

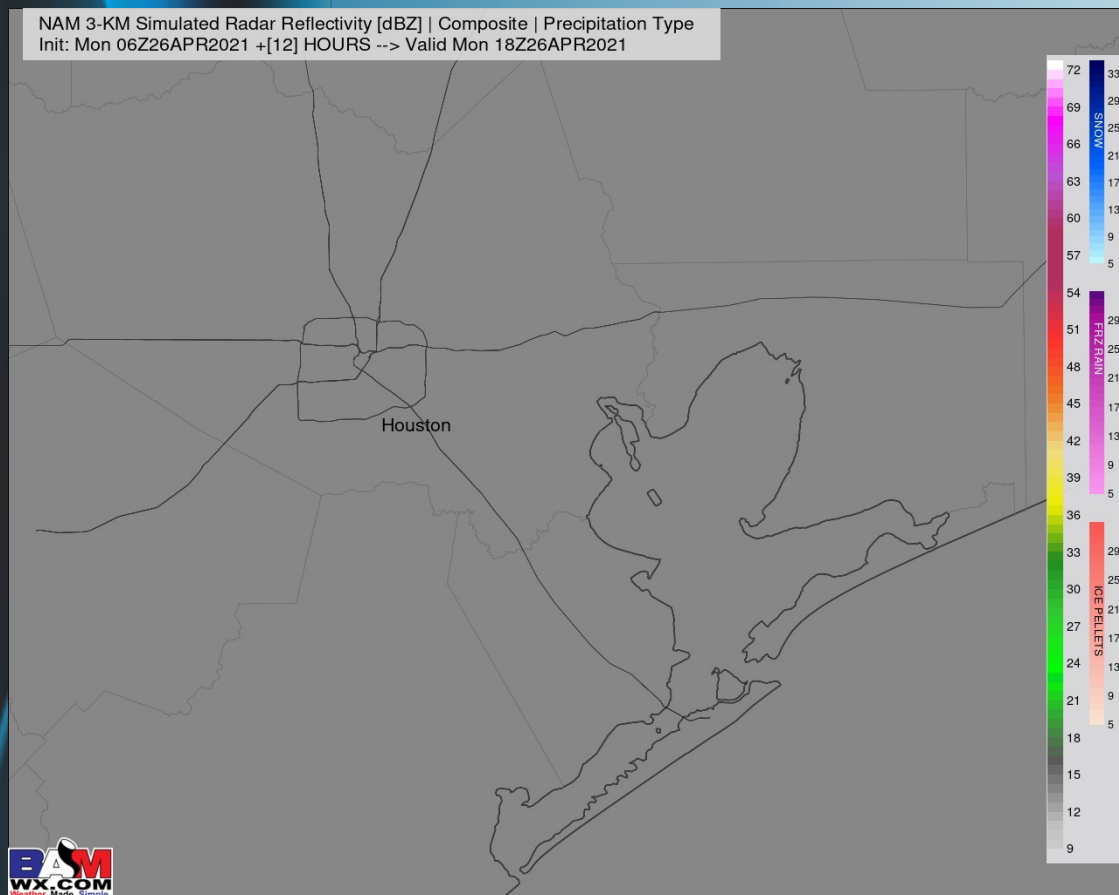
## Short-Term Forecast Discussion

- No precip is favored for today.
- Winds will come out of the SE, sustained 13-18 MPH with gusts around 20 MPH possible (increasing to up to 25mph overnight tonight).
- Highs will be in the mid to upper 70s for today. Temperatures into the 80's F are expected further inland.
  - *No fog expected tonight.*


## Sustained Winds (12 PM CT)



## Simulated Radar Snapshot (1 PM CT)



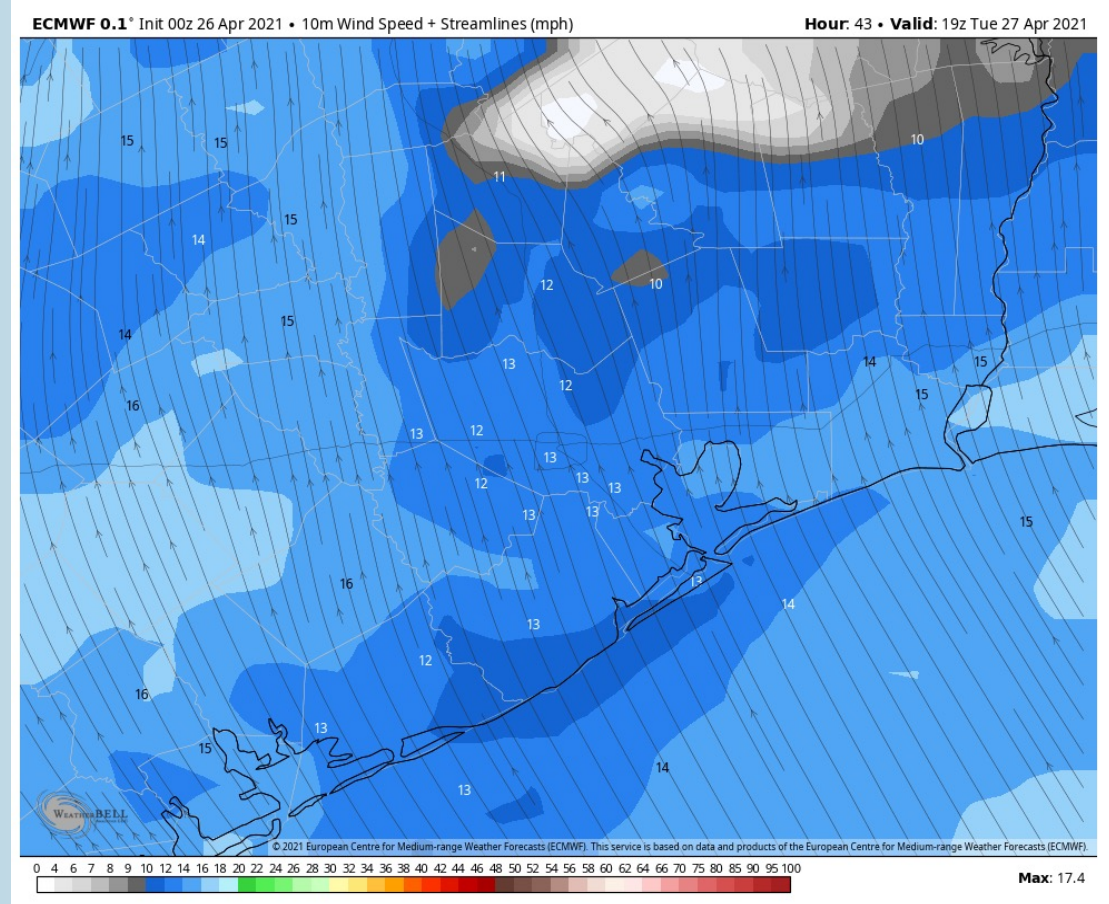
## High Temps Monday



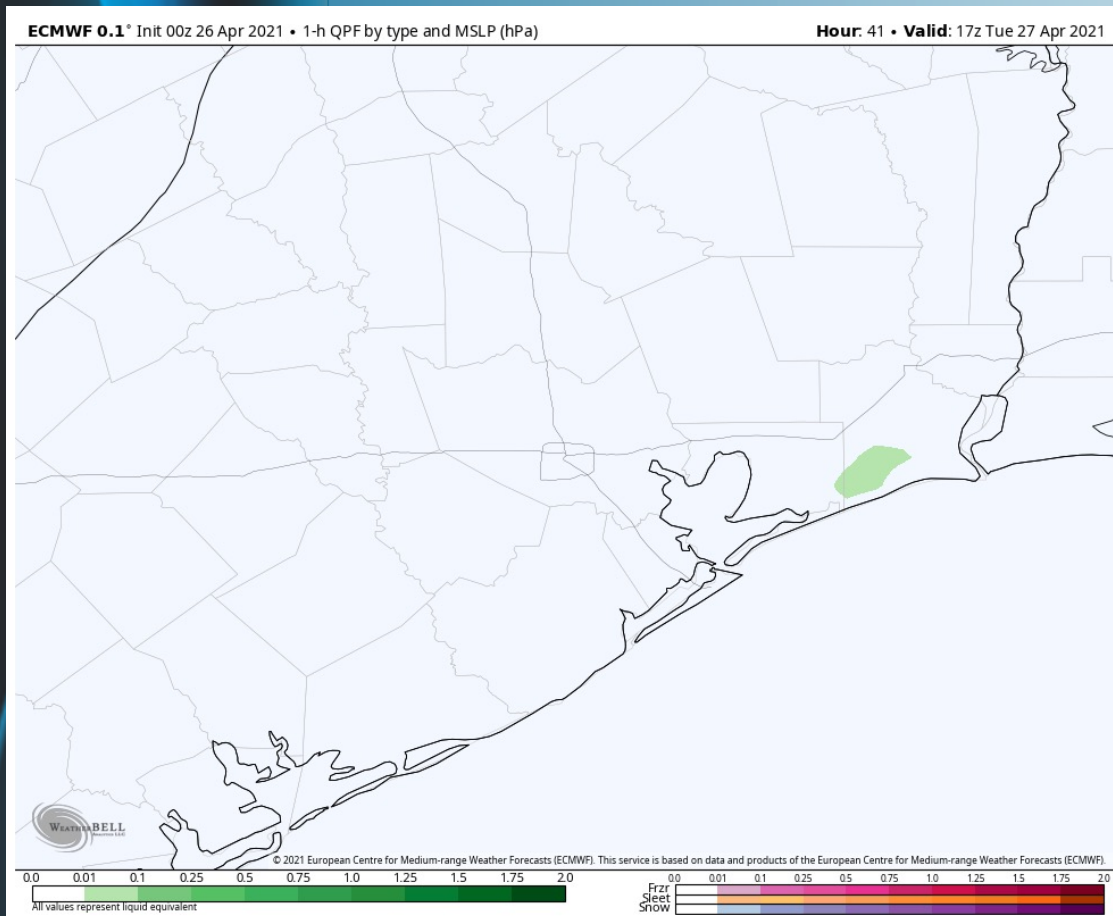
## Short-Term Forecast Discussion

- A passing sprinkle will be possible overnight Monday night to Tuesday AM, but expecting overall dry conditions to linger. A few isolated pockets of drizzle (10-20%) looks possible still mid-day Tuesday.
- Tuesday's winds will be out of the SE at 10-15 MPH with gusts 15-20 MPH possible. Watching late Tuesday evening/ early Wed AM for winds to increase.
- High temps will hover in the mid to upper 70s.
  - *No fog expected on Tuesday night.*

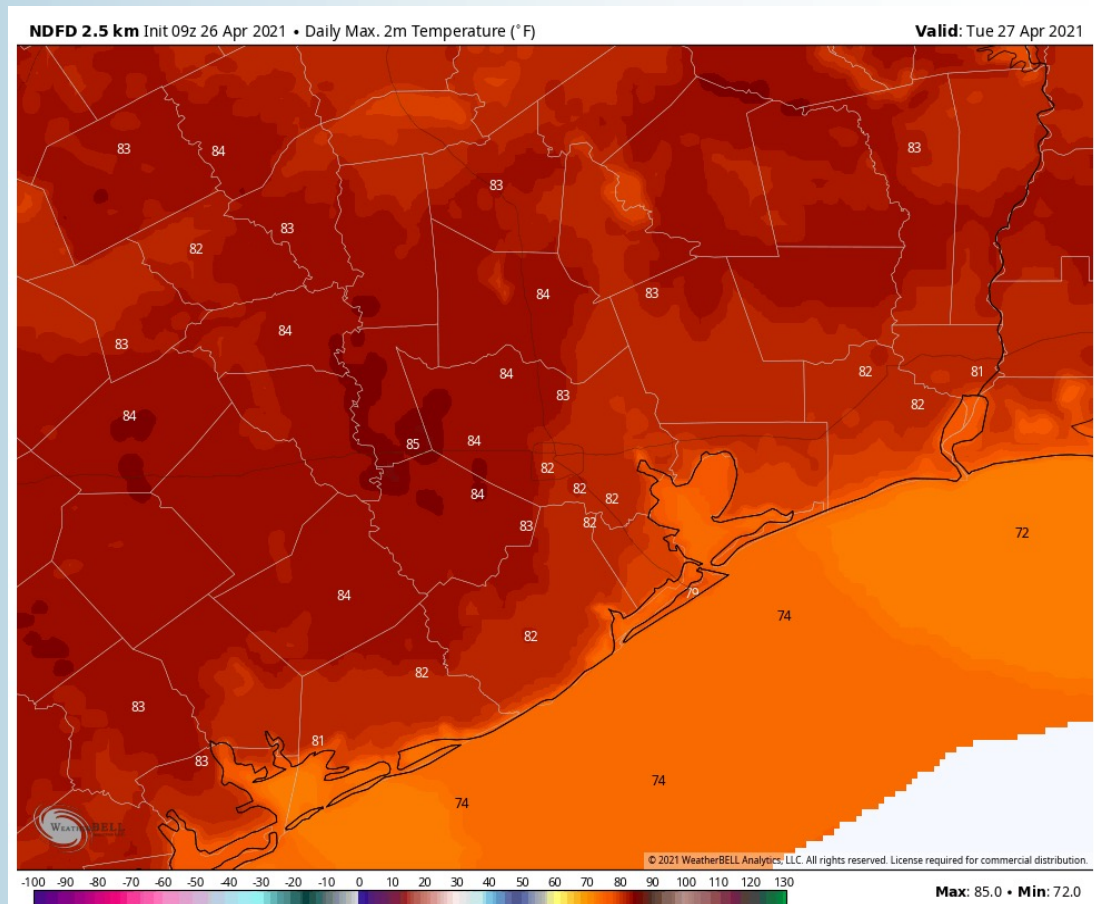
## Sustained Winds (2 PM CT)



## Simulated Radar Snapshot (12 PM CT)



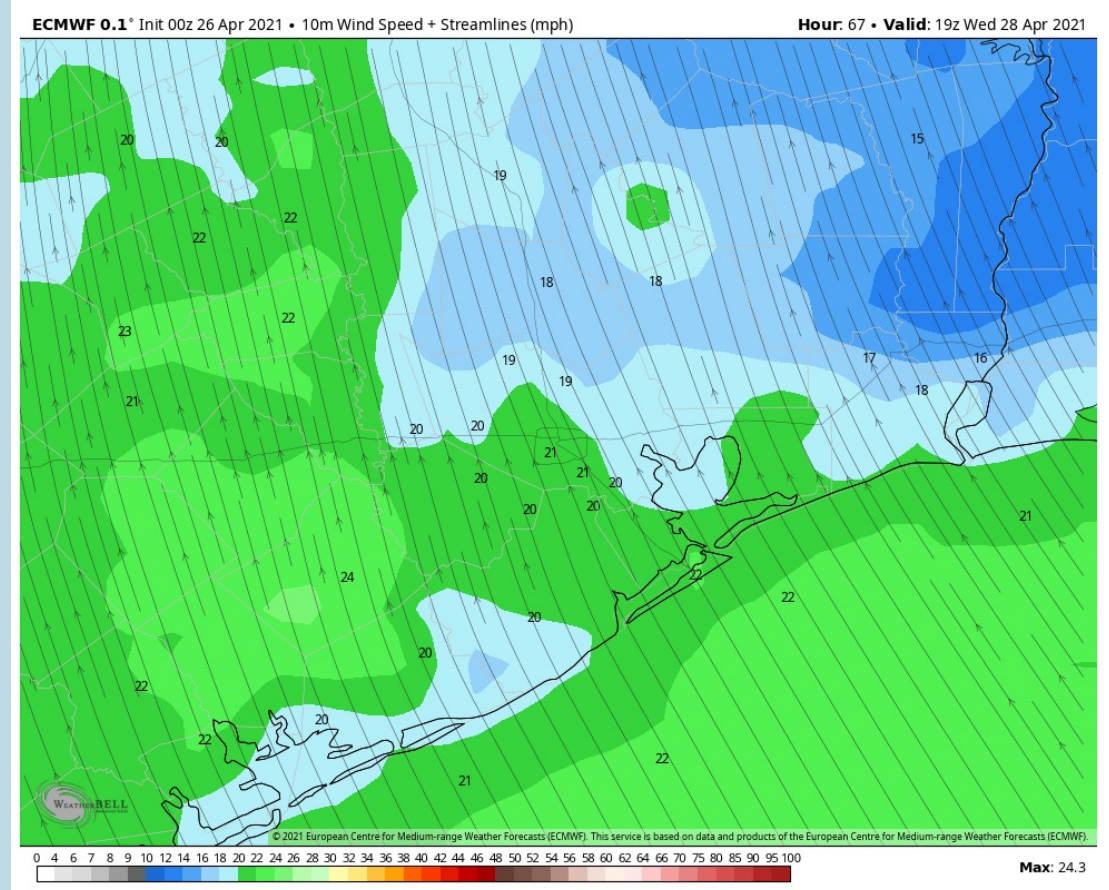
## High Temps Tuesday



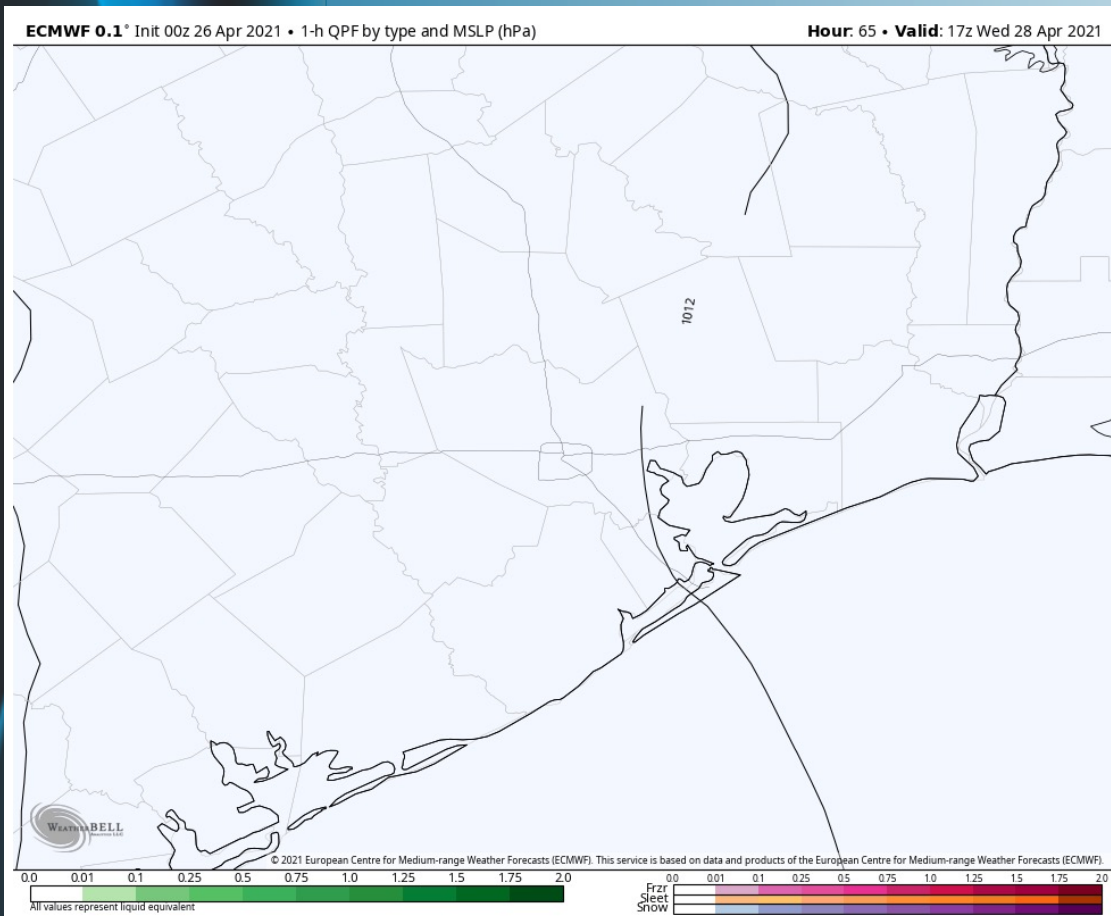
## Short-Term Forecast Discussion

- Wednesday right now is still looking to be an overall dry day across the area, just quite windy, as discussed below.
- We will be quite windy on Wednesday, with sustained winds out of the SE expected at 20-25 MPH, gusting at times up to 30-35 MPH.
- High temps will hover in the upper 70s.
- *No fog expected on Wednesday night.*

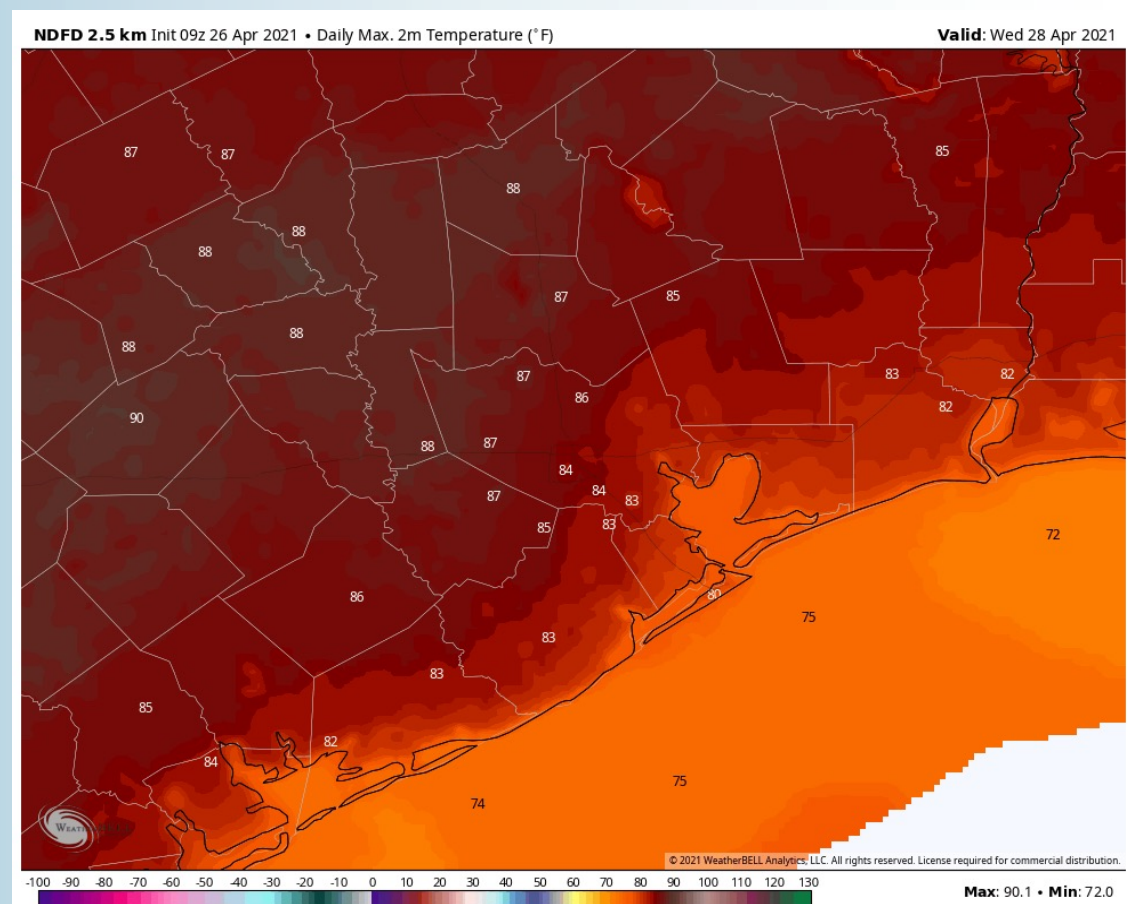
## Sustained Winds (2 PM CT)



## Simulated Radar Snapshot (12 PM CT)



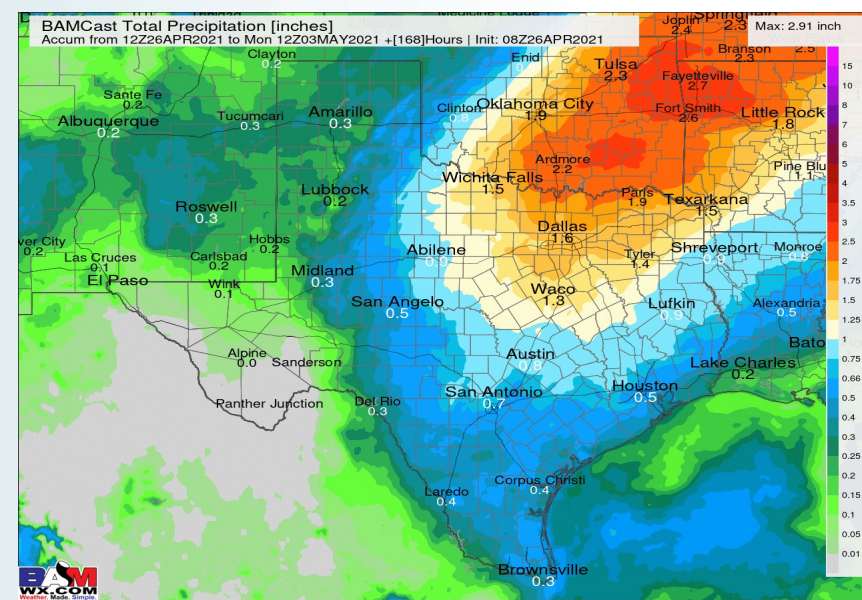
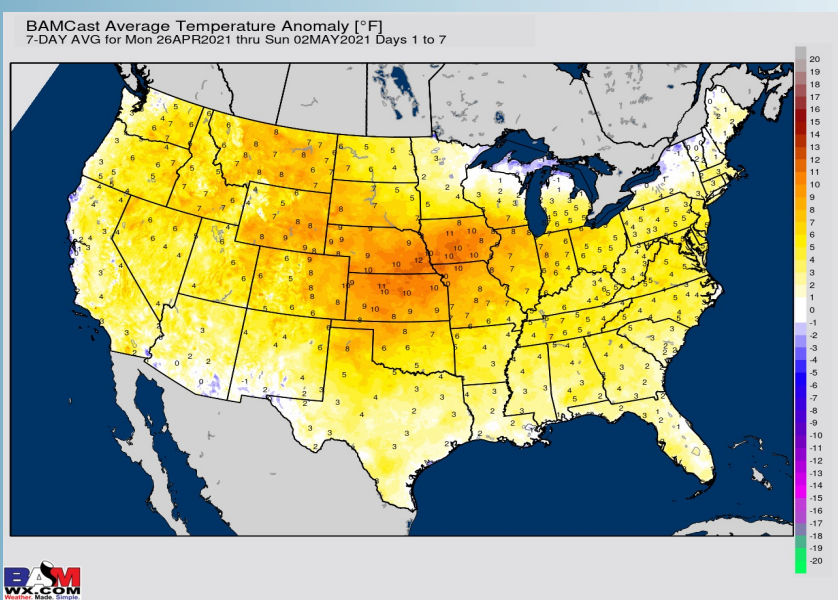
## High Temps Wednesday



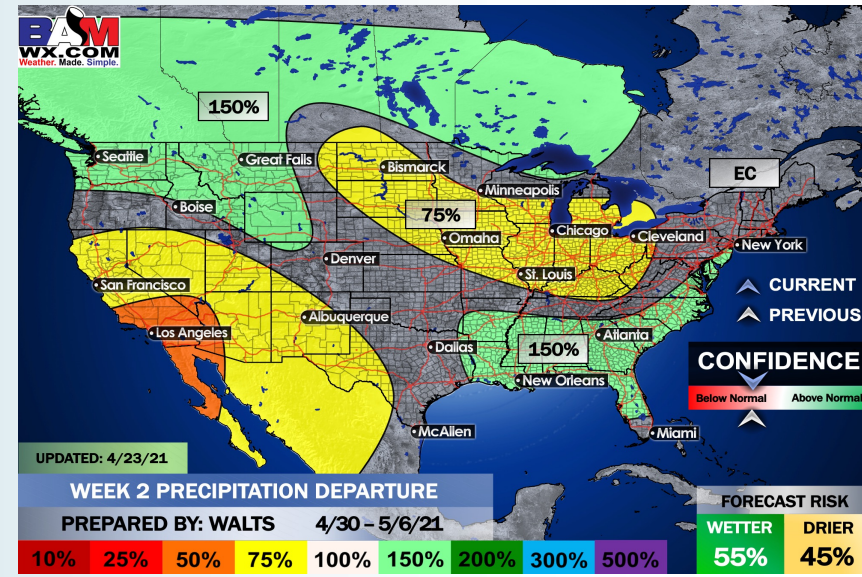
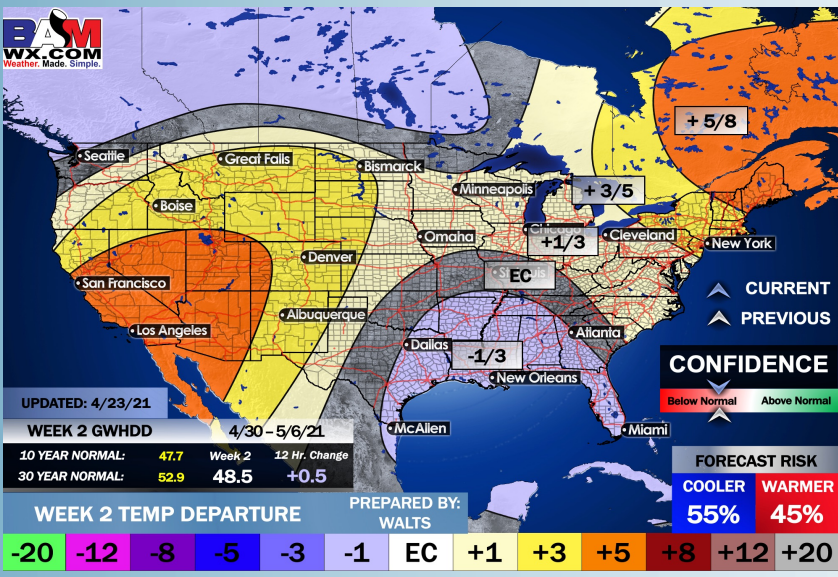
## Long-Range Forecast Discussion

- Warmer than normal temps expected over the next week, watching for a cold front later on Thursday for our next precipitation chance (north). Outside of this chance, precip chances will be very quiet.
  
- Temps likely average out close to normal for the week 2 period...as we roll forward here as well, we would anticipate near-normal to slightly below normal moisture chances.
  
- The normal temps continue in the weeks 3-4 period, with precipitation chances not looking to climb above normal, but stay rather normal to inactive at times.

## Week 1 Forecast



## Week 2 Forecast



## Weeks 3/4 Forecast

