

**Updated: 5:25 AM CT, Monday, April 12, 2021**

- **As always, please do not hesitate to reach out to us with any forecast questions via the chat option on the Weather Porthole or our on call number, **(317)-560-8122** press 1 for forecast questions.**



# Visibility Report

## Monday, April 12, 2021

# HOURLY VISIBILITY BREAKDOWN (in miles)

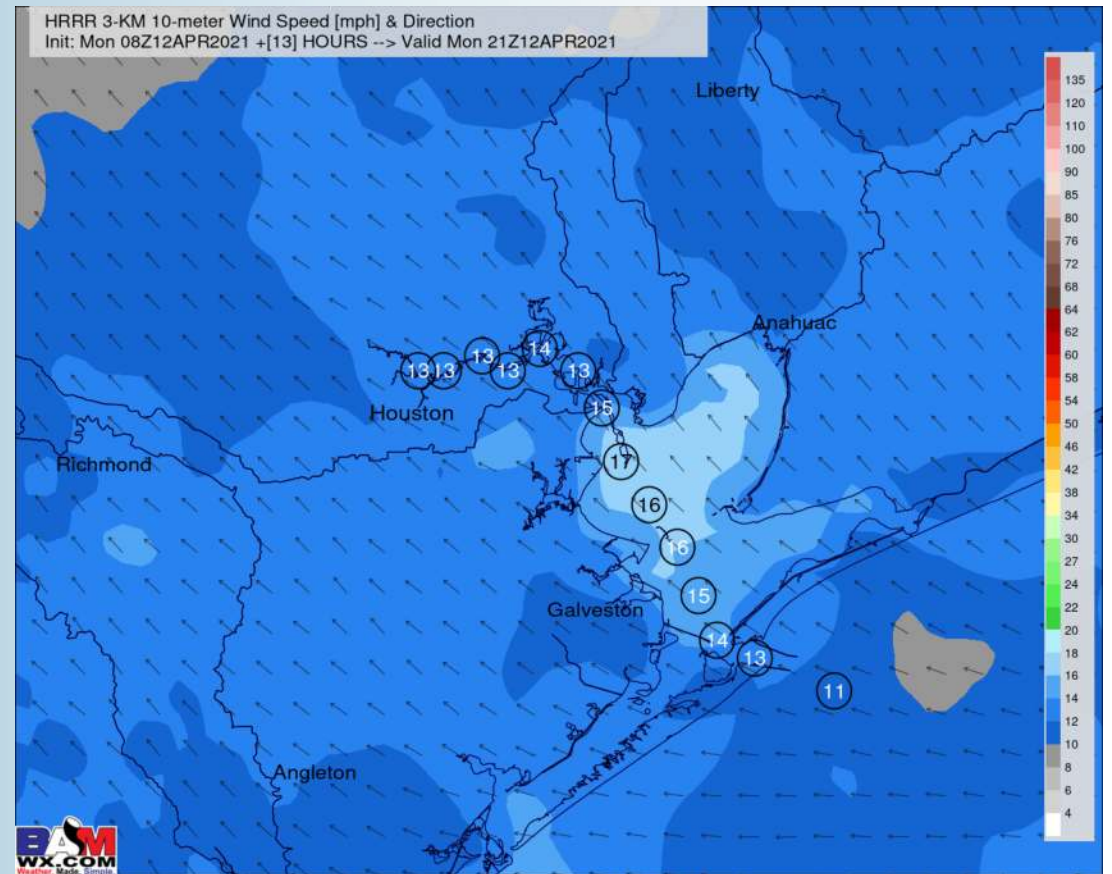
Time	04-12-2021 Mon 4am	04-12-2021 Mon 5am	04-12-2021 Mon 6am	04-12-2021 Mon 7am	04-12-2021 Mon 8am	04-12-2021 Mon 9am	04-12-2021 Mon 10am	04-12-2021 Mon 11am	04-12-2021 Mon 12pm	04-12-2021 Mon 1pm	04-12-2021 Mon 2pm	04-12-2021 Mon 3pm	04-12-2021 Mon 4pm	04-12-2021 Mon 5pm	04-12-2021 Mon 6pm	04-12-2021 Mon 7pm	04-12-2021 Mon 8pm	04-12-2021 Mon 9pm	04-12-2021 Mon 10pm	04-12-2021 Mon 11pm	04-13-2021 Tue 12am	04-13-2021 Tue 1am	04-13-2021 Tue 2am	04-13-2021 Tue 3am	04-13-2021 Tue 4am	04-13-2021 Tue 5am	04-13-2021 Tue 6am	04-13-2021 Tue 7am	04-13-2021 Tue 8am	04-13-2021 Tue 9am	04-13-2021 Tue 10am	04-13-2021 Tue 11am	04-13-2021 Tue 12pm	04-13-2021 Tue 1pm	04-13-2021 Tue 2pm		
Houston Pilots N - 610 Bridge	9.242	8.852	8.353	7.809	7.571	8.904	10.00	10.00	10.00	10.00	10.00	10.00	10.00	10.00	10.00	10.00	10.00	10.00	10.00	10.00	10.00	10.00	8.99	8.99	9.03	10.00	10.00	8.99	4.93	4.93	5.89	6.89	6.89	6.89	6.89	10.00	
Houston Pilots M - Kinder 1	9.363	8.762	8.331	7.810	7.689	9.051	10.00	10.00	10.00	10.00	10.00	10.00	10.00	10.00	10.00	10.00	10.00	10.00	10.00	10.00	10.00	10.00	8.99	8.99	9.03	10.00	10.00	8.99	4.93	4.93	5.89	6.89	6.89	6.89	6.89	10.00	
Houston Pilots L - Greens Bayou	9.684	8.732	8.272	7.798	7.655	9.171	10.00	10.00	10.00	10.00	10.00	10.00	10.00	10.00	10.00	10.00	10.00	10.00	10.00	10.00	10.00	10.00	8.99	8.99	9.03	10.00	9.21	8.99	4.93	4.93	5.89	6.89	6.89	6.89	6.89	9.80	
Houston Pilots K - Shell Crude	9.710	8.643	8.306	7.811	7.656	9.415	10.00	10.00	10.00	10.00	10.00	10.00	10.00	10.00	10.00	10.00	10.00	10.00	10.00	10.00	10.00	10.00	8.99	8.99	9.03	10.00	8.99	8.99	4.93	4.93	5.89	6.89	6.89	6.89	6.89	9.28	
Houston Pilots J - Lynchburg Ferries	9.509	8.687	8.430	7.952	7.719	9.669	10.00	10.00	10.00	10.00	10.00	10.00	10.00	10.00	10.00	10.00	9.81	9.81	9.81	9.81	9.81	9.81	9.80	8.74	8.74	8.76	9.56	8.35	7.15	4.28	5.75	6.45	7.45	7.45	7.45	9.03	
Houston Pilots I - Exxon 3	9.965	9.667	9.311	8.550	8.396	10.00	10.00	10.00	10.00	10.00	10.00	10.00	10.00	10.00	10.00	10.00	10.00	10.00	10.00	10.00	10.00	10.00	8.99	8.99	9.03	10.00	8.99	8.99	4.93	4.93	5.89	6.89	6.89	6.89	6.89	9.03	
Houston Pilots H - Morgans Point	10.00	10.00	10.00	9.473	9.585	10.00	10.00	10.00	10.00	10.00	10.00	10.00	10.00	10.00	10.00	10.00	9.86	9.49	10.00	10.00	9.49	9.50	8.46	8.55	8.69	8.96	6.23	5.40	3.41	6.64	7.07	8.07	8.07	8.07	8.07	9.03	
Houston Pilots G - 75/76	10.00	10.00	10.00	10.00	10.00	10.00	10.00	10.00	10.00	10.00	10.00	10.00	10.00	10.00	10.00	9.00	8.99	8.99	10.00	10.00	8.99	9.03	8.03	8.99	9.03	8.03	3.98	5.05	4.06	8.03	8.03	9.03	9.03	8.55	8.55		
Houston Pilots F - 63/64	10.00	10.00	10.00	10.00	10.00	10.00	10.00	10.00	10.00	10.00	10.00	10.00	10.00	10.00	10.00	8.45	8.99	8.99	10.00	10.00	8.99	9.03	8.03	8.99	8.52	8.03	5.46	7.00	5.01	7.00	8.03	9.03	9.03	7.97	8.00		
Houston Pilots E - 51/52	10.00	10.00	10.00	9.807	10.00	10.00	10.00	10.00	10.00	10.00	10.00	10.00	10.00	10.00	9.12	6.98	8.99	8.99	8.99	8.99	8.99	8.05	8.03	8.99	8.00	8.03	7.00	7.00	3.16	5.97	8.03	8.00	8.00	6.96	6.96		
Houston Pilots D - 37/38	10.00	10.00	9.773	9.393	9.803	10.00	10.00	10.00	10.00	10.00	10.00	10.00	10.00	10.00	9.00	6.93	8.99	8.99	10.00	8.99	8.99	8.00	8.99	8.99	8.00	8.03	8.03	7.00	2.09	5.97	8.03	8.00	8.00	6.96	8.00		
Houston Pilots C - 25/26	10.00	10.00	9.322	9.272	9.660	10.00	10.00	10.00	10.00	10.00	10.00	10.00	10.00	10.00	8.53	6.93	8.99	8.99	9.82	8.99	8.99	8.00	8.99	8.81	8.00	8.03	8.03	5.39	1.59	5.97	8.03	8.00	8.00	7.69	8.00		
Houston Pilots B - 11/12	10.00	10.00	9.795	9.868	10.00	10.00	10.00	10.00	10.00	10.00	10.00	10.00	10.00	10.00	6.93	6.93	8.99	8.99	8.99	8.99	8.99	8.00	8.99	8.40	7.13	8.03	8.03	4.74	2.26	5.97	8.03	8.00	8.00	8.00	8.00	8.00	
Houston Pilots A - 1 & 2 Bravo	10.00	10.00	10.00	10.00	10.00	10.00	10.00	10.00	10.00	9.967	9.510	9.468	9.626	9.314	5.90	5.90	8.99	8.99	8.99	8.99	8.03	8.00	8.99	8.03	6.01	8.03	8.03	6.23	6.23	7.00	7.93	8.00	7.90	8.00	8.00	8.00	



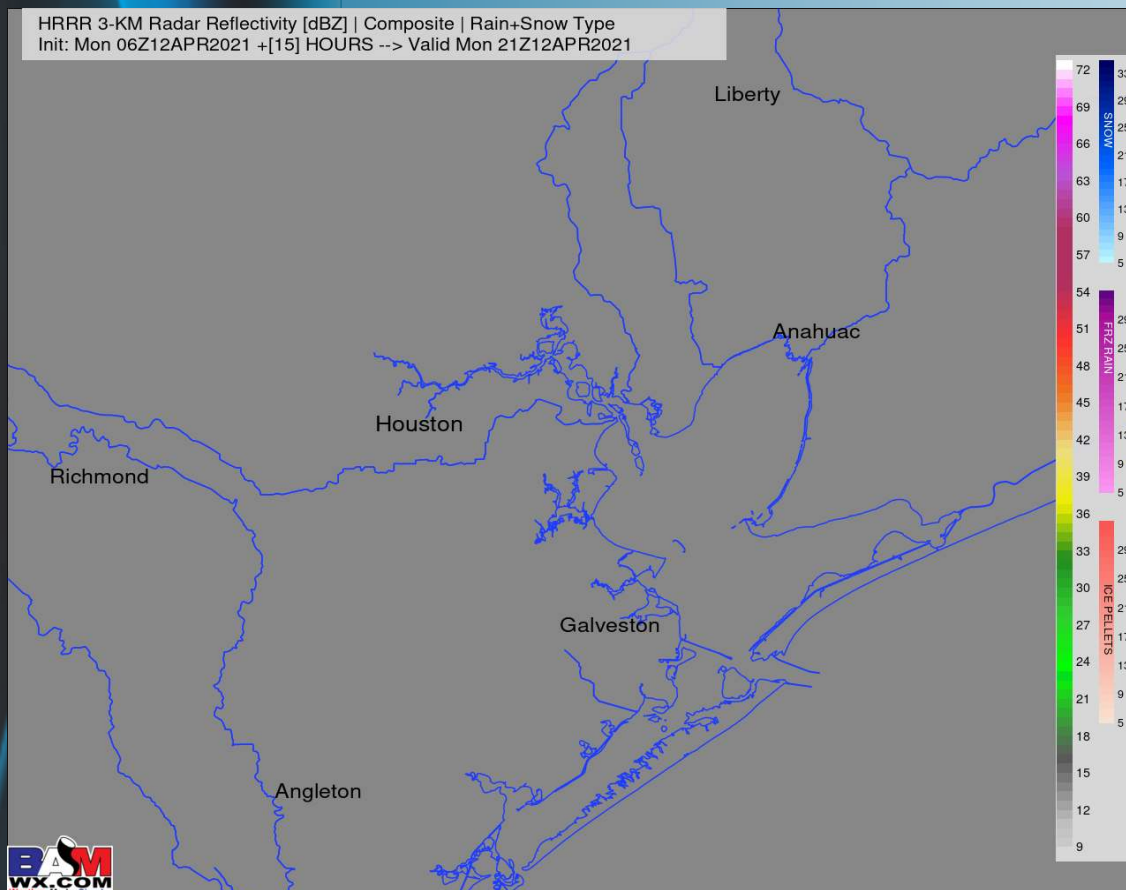
## Short-Term Forecast Discussion

- Expecting much of today to feature drier weather, but think a low end chance of some isolated showers will be possible beyond sundown tonight to early Tuesday AM (~20%).
- Winds much of today will be coming from the SE at 13-18 MPH with a few gusts higher. Winds pick up after 4-5pm through the early overnight hours to 15-20 MPH, gusting up to 20-25 MPH at times.
- Temps will be in the mid 70s for most of our stations and mid 80s further inland.
  - *No fog favored for tonight.*

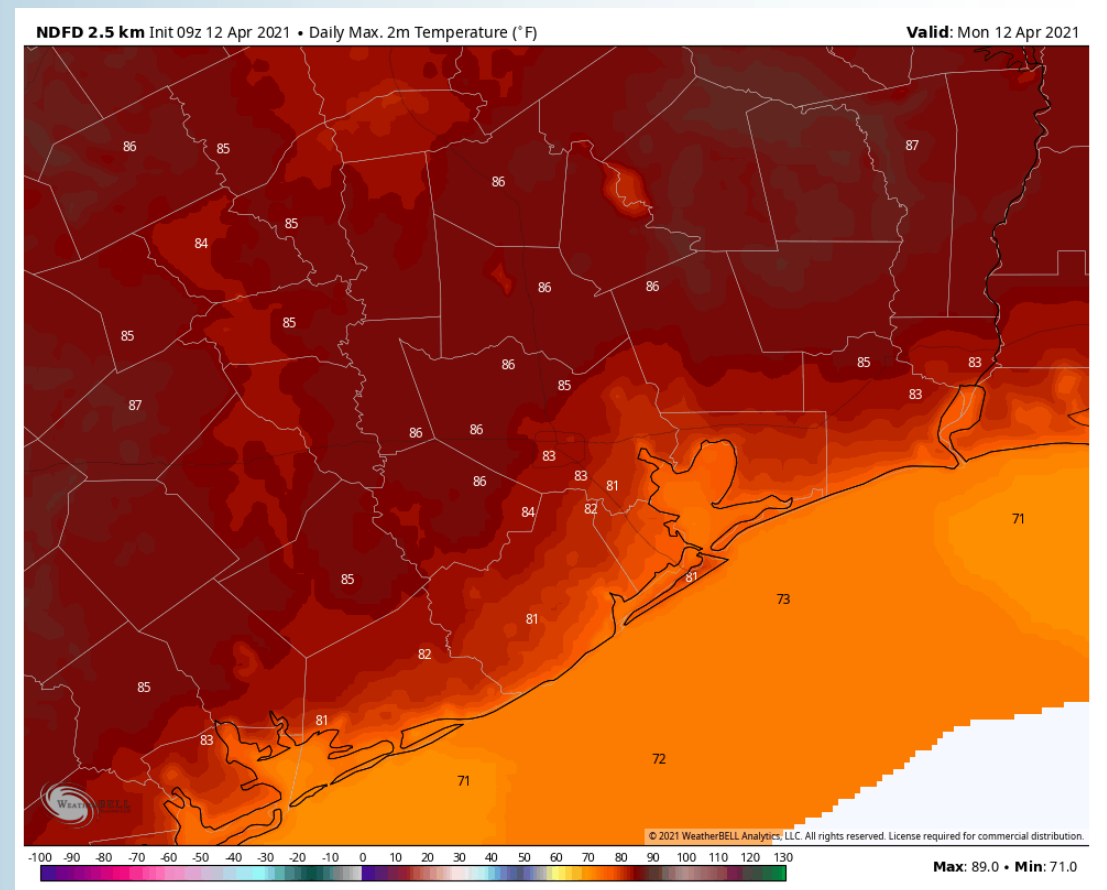
## Sustained Winds (4 PM CT)



## Simulated Radar Snapshot (4 PM CT)



## High Temperatures Monday

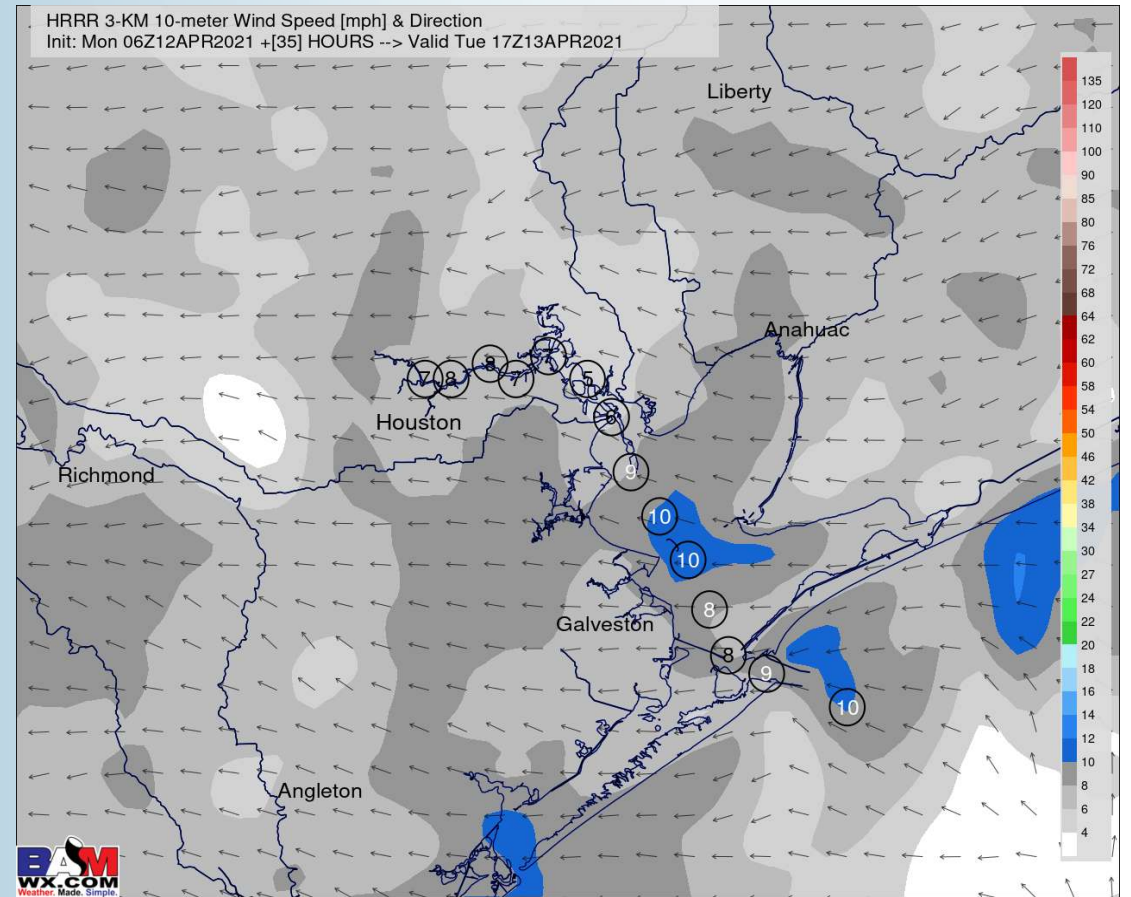




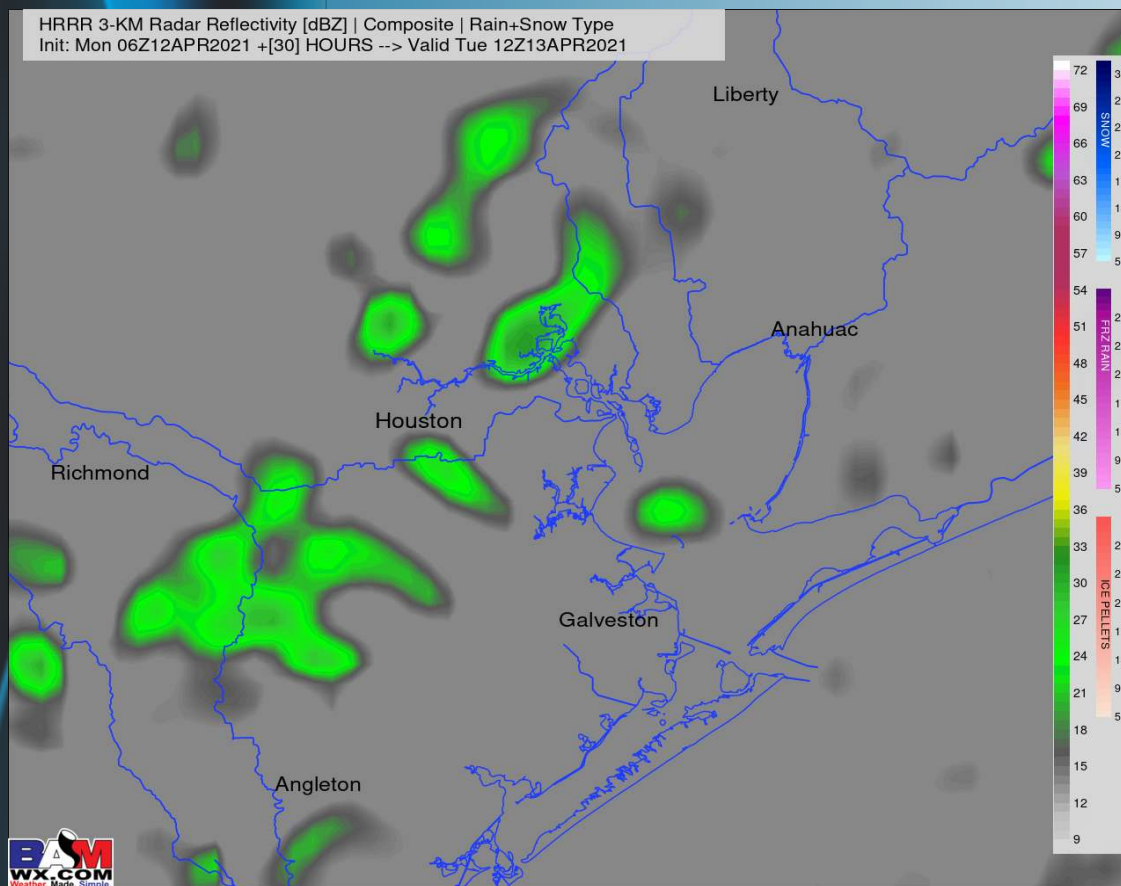
## Short-Term Forecast Discussion

- With a front approaching the area on Tuesday, we are watching for isolated shower/thunderstorm chances (~20-30%) through about noon right now.
- Winds are favored to come out of the ESE at 6-12 MPH sustained for much of the day on Tuesday.
- Highs once again should sit in the mid 70s for our stations, warmer further inland.
- *No fog expected for Tuesday night.*

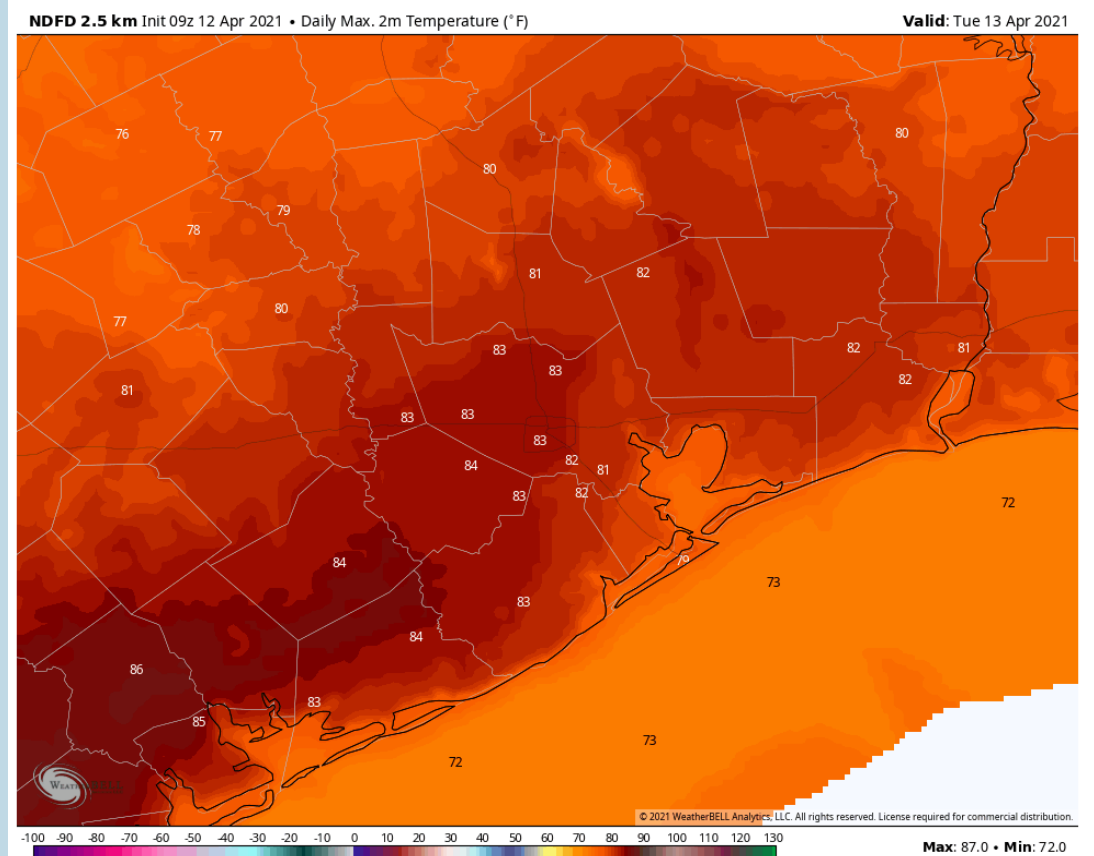
## Sustained Winds (12 PM CT)



## Simulated Radar Snapshot (7 AM CT)



## High Temperatures Tuesday

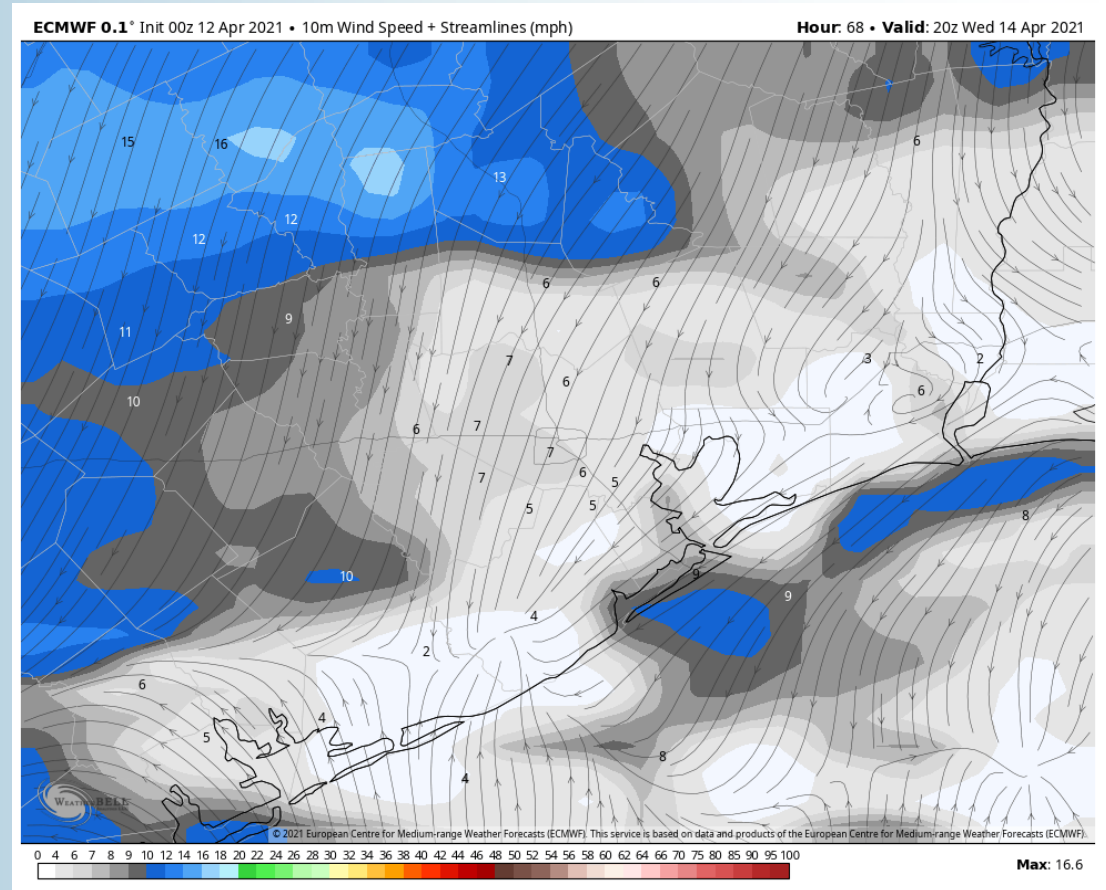




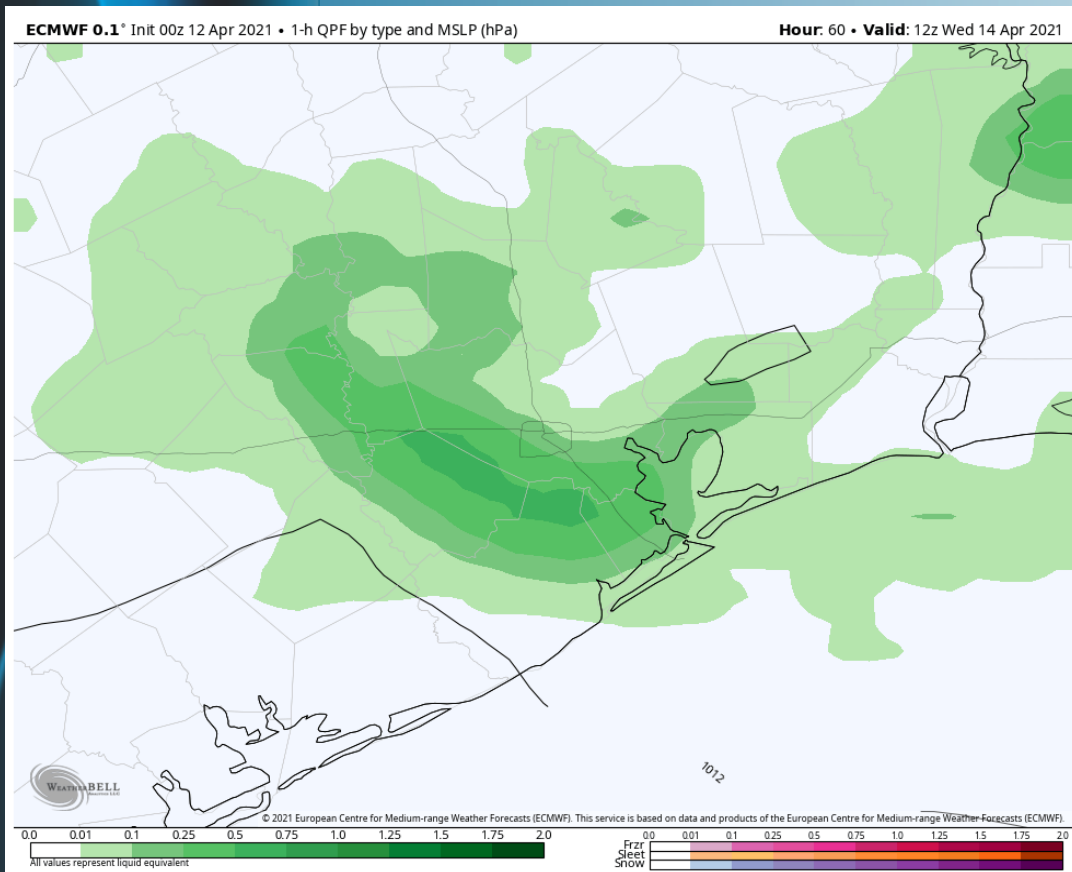
## Short-Term Forecast Discussion

- A shot of moisture Wednesday AM will be possible in a scattered fashion, with more breaks late after to early afternoon. A small chance for a shower will be possible into mid afternoon to evening.
- Expecting the winds to veer out of the NE at 8-13 MPH sustained, gusting at times up to 15-20 MPH.
- Temps will be in the mid-70s over the Boarding Stations.
- *No fog expected Wednesday night.*

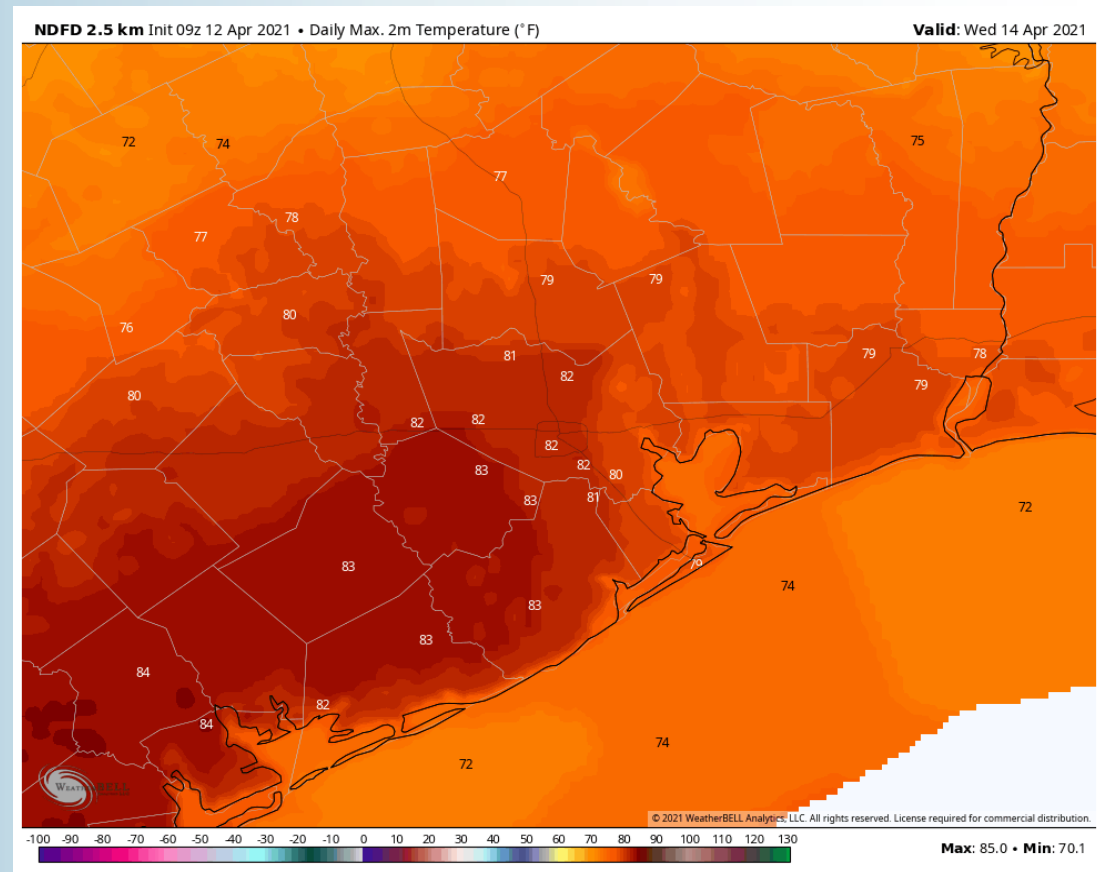
## Sustained Winds (3 PM CT)



## Simulated Radar Snapshot (7 AM CT)



## High Temperatures Wednesday





## Week 1 Forecast

### Long-Range Forecast Discussion

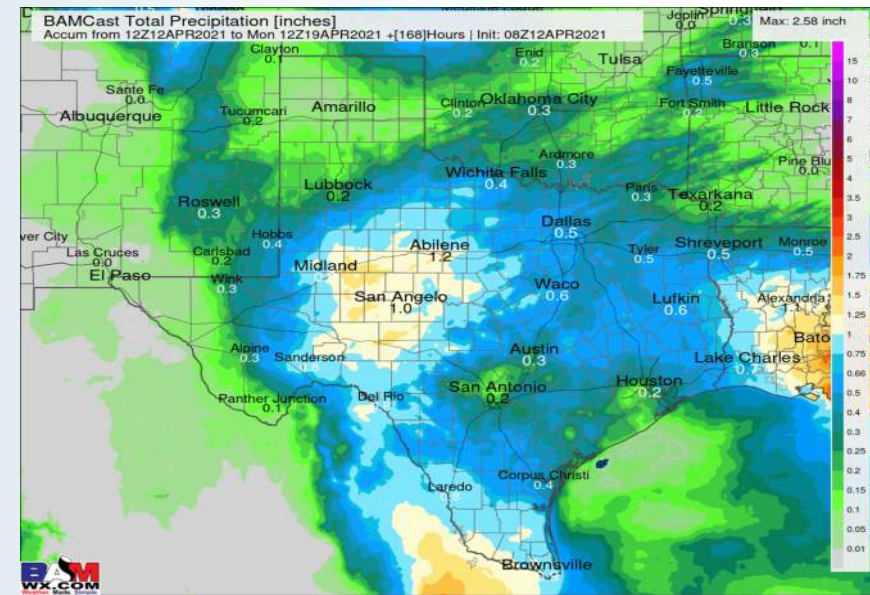
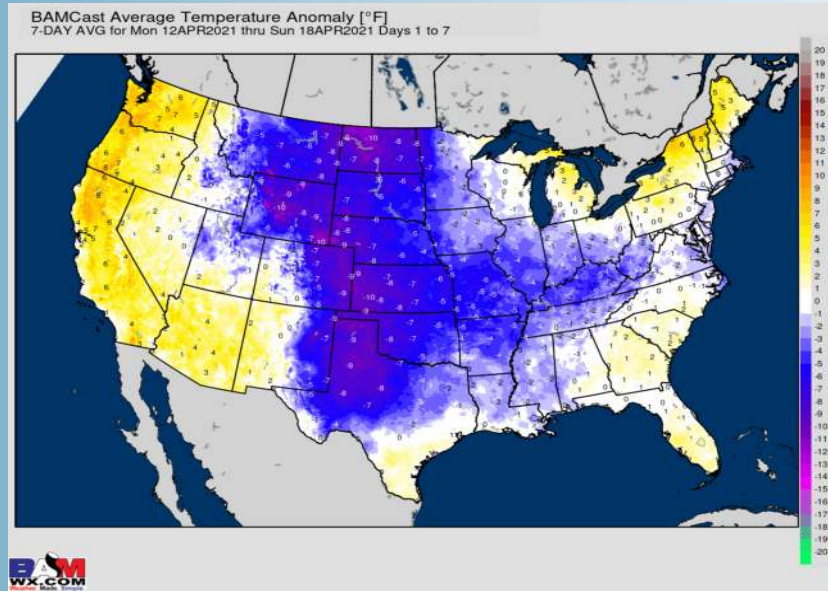
➤ Precipitation chances increase quite a bit across the area mid to late week, despite a quiet start.

Temperatures will look to start trending cooler ahead with the increase in precip changes.

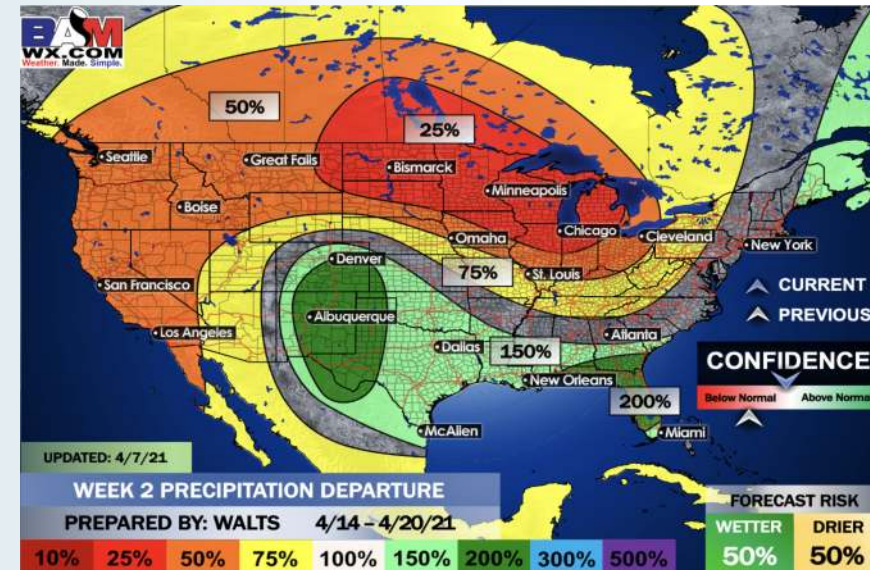
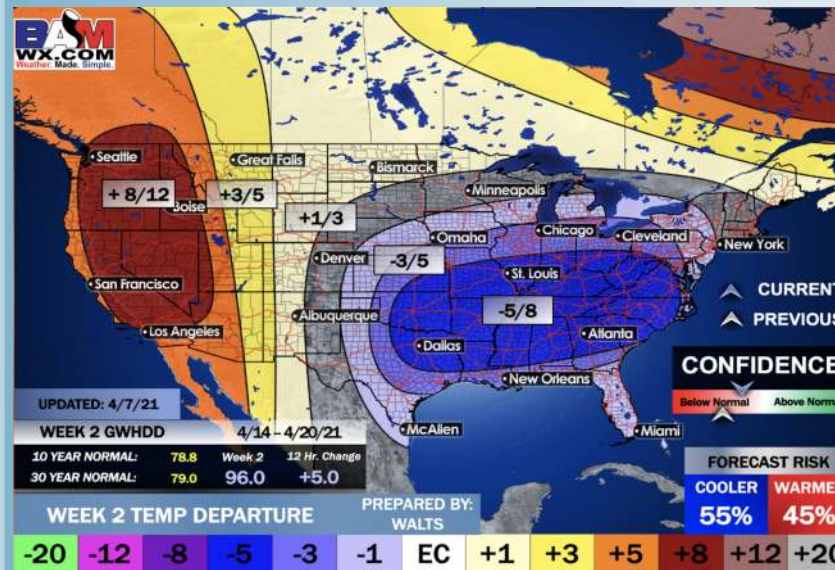
➤ Precipitation looks to continue to be on the increase in week 2 across the area, while temps look to stay below normal.

➤ Expectations are for a below normal pattern for precipitation risk for the Houston area for weeks 3 + 4.

Temperatures are anticipated to average out to near normal for this time frame.



## Week 2 Forecast



## Weeks 3/4 Forecast

