

**Updated: 5:30 AM CT, Monday, March 29, 2021**

- **As always, please do not hesitate to reach out to us with any forecast questions via the chat option on the Weather Porthole or our on call number, **(317)-560-8122** press 1 for forecast questions.**



# Visibility Report

## Monday, March 29, 2021

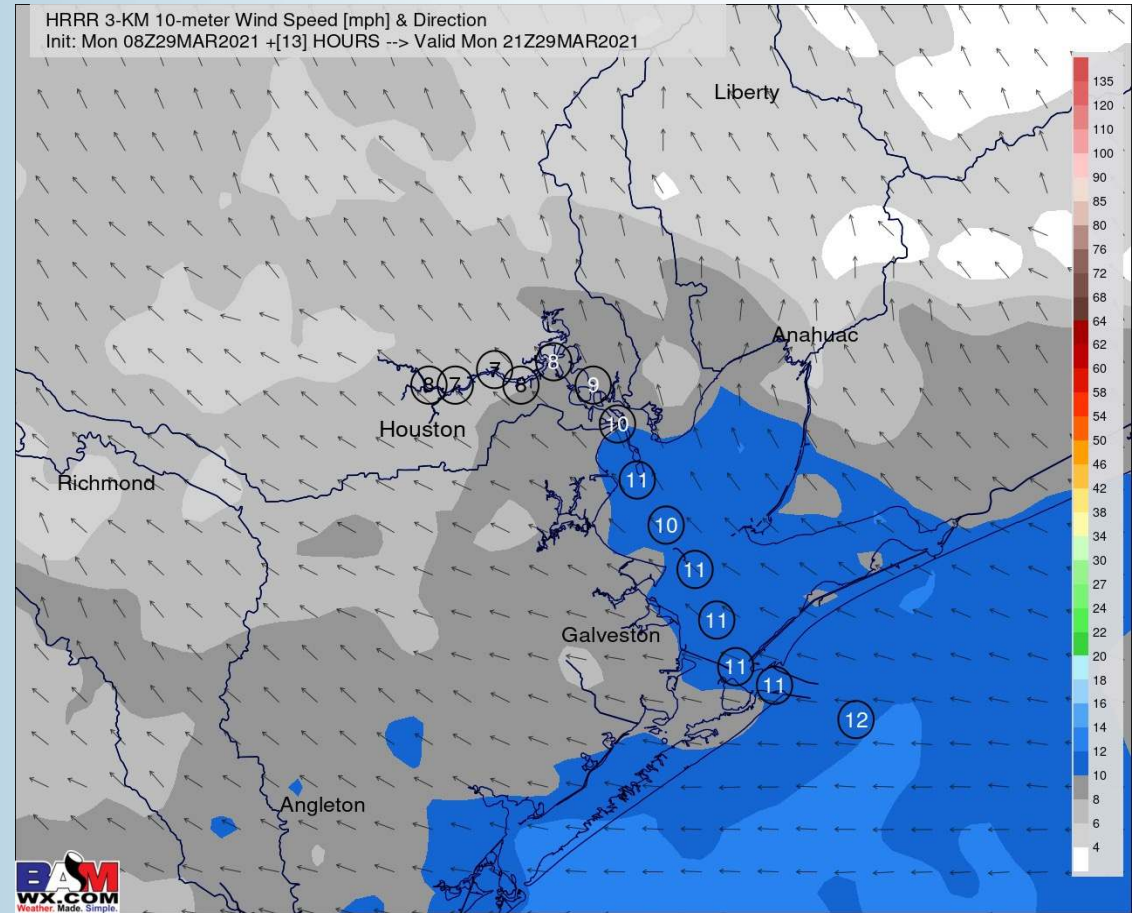
# HOURLY VISIBILITY BREAKDOWN (in miles)

Time	03-29-2021 Mon 4am	03-29-2021 Mon 5am	03-29-2021 Mon 6am	03-29-2021 Mon 7am	03-29-2021 Mon 8am	03-29-2021 Mon 9am	03-29-2021 Mon 10am	03-29-2021 Mon 11am	03-29-2021 Mon 12pm	03-29-2021 Mon 1pm	03-29-2021 Mon 2pm	03-29-2021 Mon 3pm	03-29-2021 Mon 4pm	03-29-2021 Mon 5pm	03-29-2021 Mon 6pm	03-29-2021 Mon 7pm	03-29-2021 Mon 8pm	03-29-2021 Mon 9pm	03-29-2021 Mon 10pm	03-29-2021 Mon 11pm	03-30-2021 Tue 12am	03-30-2021 Tue 1am	03-30-2021 Tue 2am	03-30-2021 Tue 3am	03-30-2021 Tue 4am	03-30-2021 Tue 5am	03-30-2021 Tue 6am	03-30-2021 Tue 7am	03-30-2021 Tue 8am	03-30-2021 Tue 9am	03-30-2021 Tue 10am	03-30-2021 Tue 11am	03-30-2021 Tue 12pm	03-30-2021 Tue 1pm	03-30-2021 Tue 2pm	03-30-2021 Tue 3pm				
Houston Pilots N - 610 Bridge	9.705	10.00	10.00	10.00	9.939	10.00	10.00	10.00	10.00	10.00	10.00	10.00	10.00	10.00	10.00	10.00	10.00	10.00	10.00	10.00	10.00	10.00	10.00	9.03	6.51	5.93	6.89	6.89	5.93	7.92	10.00	10.00	10.00	10.00	10.00	10.00	10.00	10.00	10.00	10.00
Houston Pilots M - Kinder 1	9.987	10.00	10.00	9.887	9.828	10.00	10.00	10.00	10.00	10.00	10.00	10.00	10.00	10.00	10.00	10.00	10.00	10.00	10.00	10.00	10.00	10.00	10.00	9.03	6.89	5.93	6.89	6.89	5.93	7.00	10.00	10.00	10.00	10.00	10.00	10.00	10.00	10.00	10.00	10.00
Houston Pilots L - Greens Bayou	10.00	10.00	10.00	9.692	9.949	10.00	10.00	10.00	10.00	10.00	10.00	10.00	10.00	10.00	10.00	10.00	10.00	10.00	10.00	10.00	10.00	10.00	10.00	9.03	6.89	5.93	6.89	6.89	4.90	6.89	10.00	10.00	10.00	10.00	10.00	10.00	10.00	10.00	10.00	10.00
Houston Pilots K - Shell Crude	10.00	10.00	10.00	9.965	10.00	10.00	10.00	10.00	10.00	10.00	10.00	10.00	10.00	10.00	10.00	10.00	10.00	10.00	10.00	10.00	10.00	10.00	10.00	9.03	6.89	5.93	6.89	6.89	4.90	6.89	10.00	10.00	10.00	10.00	10.00	10.00	10.00	10.00	10.00	10.00
Houston Pilots J - Lynchburg Ferries	10.00	10.00	10.00	10.00	10.00	10.00	10.00	10.00	10.00	10.00	10.00	10.00	10.00	10.00	10.00	10.00	10.00	10.00	10.00	10.00	10.00	10.00	9.80	9.80	8.76	7.18	6.97	6.38	6.13	5.44	7.18	9.80	9.52	9.80	9.80	9.80	10.00	10.00	10.00	10.00
Houston Pilots I - Exxon 3	10.00	10.00	10.00	10.00	10.00	10.00	10.00	10.00	10.00	10.00	10.00	10.00	10.00	10.00	10.00	10.00	10.00	10.00	10.00	10.00	10.00	10.00	10.00	9.03	6.89	6.89	6.89	6.89	4.90	6.89	10.00	10.00	10.00	10.00	10.00	10.00	10.00	10.00	10.00	10.00
Houston Pilots H - Morgans Point	10.00	10.00	10.00	10.00	10.00	10.00	10.00	10.00	10.00	10.00	10.00	10.00	10.00	10.00	10.00	10.00	10.00	10.00	10.00	10.00	10.00	10.00	9.50	9.50	8.46	7.50	6.63	5.43	7.37	6.60	8.07	9.50	8.93	8.93	9.50	10.00	10.00	10.00	10.00	
Houston Pilots G - 75/76	10.00	10.00	10.00	10.00	10.00	10.00	10.00	10.00	10.00	10.00	10.00	10.00	10.00	10.00	10.00	10.00	10.00	10.00	10.00	10.00	10.00	8.99	9.03	9.03	8.00	8.00	7.01	4.10	8.00	8.00	9.03	8.99	8.00	6.89	8.95	10.00	10.00	10.00	10.00	
Houston Pilots F - 63/64	10.00	10.00	10.00	10.00	10.00	10.00	10.00	10.00	10.00	10.00	10.00	10.00	10.00	10.00	10.00	10.00	10.00	10.00	10.00	10.00	10.00	8.99	9.03	9.03	8.00	8.00	7.95	4.98	8.00	8.00	9.03	8.00	8.00	5.03	8.00	9.03	8.99	10.00	10.00	
Houston Pilots E - 51/52	10.00	10.00	10.00	10.00	10.00	10.00	10.00	10.00	10.00	10.00	10.00	10.00	10.00	10.00	10.00	10.00	10.00	10.00	10.00	10.00	10.00	8.99	9.03	9.03	8.00	8.00	7.44	4.98	8.00	8.00	9.03	8.00	8.00	4.13	7.08	9.03	8.53	10.00	10.00	
Houston Pilots D - 37/38	10.00	10.00	10.00	10.00	10.00	10.00	10.00	10.00	10.00	10.00	10.00	10.00	10.00	10.00	10.00	10.00	10.00	10.00	10.00	10.00	10.00	8.99	9.03	9.03	8.00	8.00	6.96	6.87	8.00	8.00	9.03	8.00	8.00	4.56	5.22	8.25	8.03	10.00	10.00	
Houston Pilots C - 25/26	10.00	10.00	10.00	10.00	10.00	10.00	10.00	10.00	10.00	10.00	10.00	10.00	10.00	10.00	10.00	10.00	10.00	10.00	10.00	10.00	10.00	8.99	9.03	9.03	8.00	8.00	6.01	7.88	8.00	8.00	8.00	8.00	8.00	6.96	6.01	4.98	7.27	8.03	10.00	10.00
Houston Pilots B - 11/12	10.00	10.00	10.00	10.00	10.00	10.00	10.00	10.00	10.00	10.00	10.00	10.00	10.00	10.00	10.00	10.00	10.00	10.00	10.00	10.00	10.00	8.99	9.03	9.03	8.00	8.00	6.01	8.00	8.00	8.00	8.00	8.00	8.00	6.38	6.01	4.61	5.80	8.03	10.00	10.00
Houston Pilots A - 1 & 2 Bravo	10.00	10.00	10.00	10.00	10.00	10.00	10.00	10.00	10.00	10.00	10.00	10.00	10.00	10.00	10.00	10.00	10.00	10.00	10.00	10.00	10.00	8.99	9.03	9.03	8.00	8.00	5.74	8.00	8.00	8.00	8.00	8.00	8.00	6.26	6.96	6.61	4.98	8.03	10.00	10.00

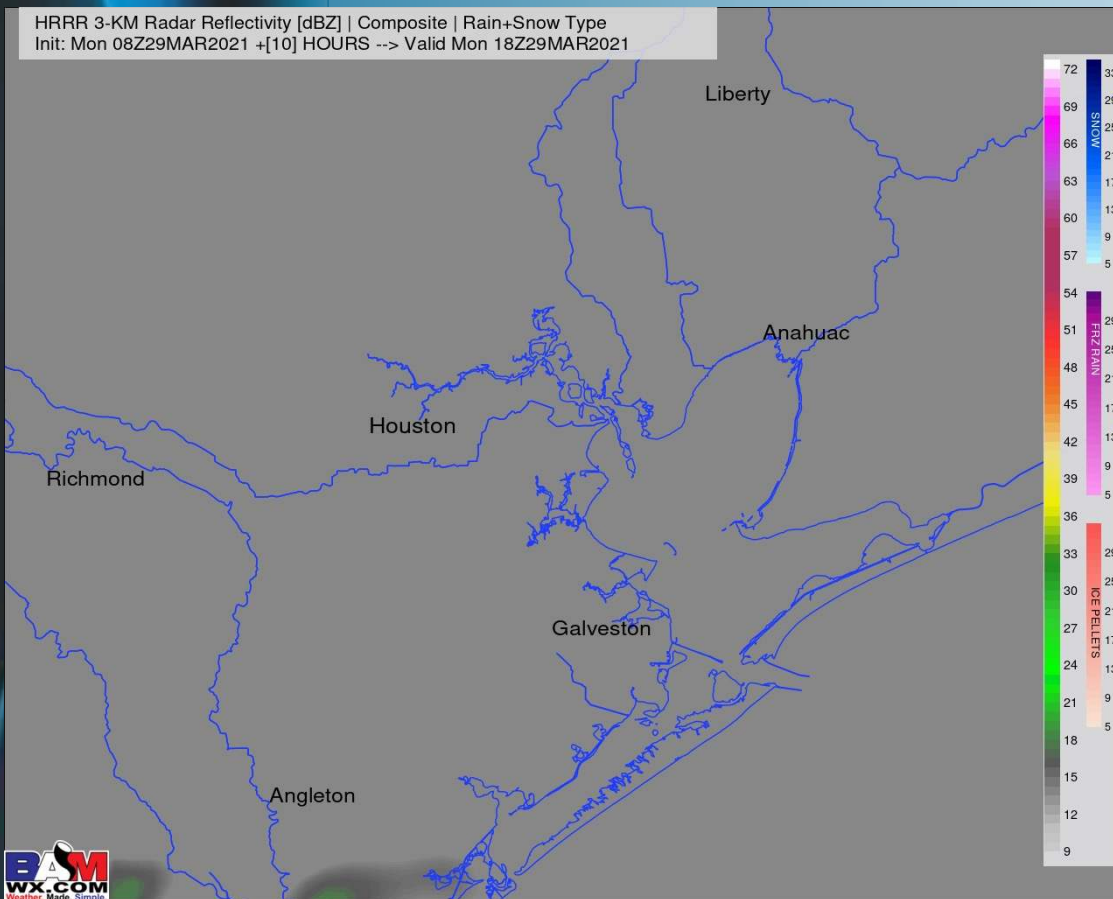
## Short-Term Forecast Discussion

- An overall dry day is expected today across the boarding stations, with a few isolated showers to the west possible in the PM hours.
- NE winds sustained around 10 – 15 MPH over open waters with gusts near 20 MPH will begin to shift out of the SE into the early afternoon (should be ESE by roughly ~2 – 4 PM). Winds into the afternoon continue to be out of the SE sustained around 8-13 MPH with gusts around 20 MPH possible.
- High temperatures look to get into the mid to upper 60's F over open waters.
- *As of this morning, we are not anticipating fog tonight into Tuesday morning, as winds look to stay up just enough to reduce the threat.*

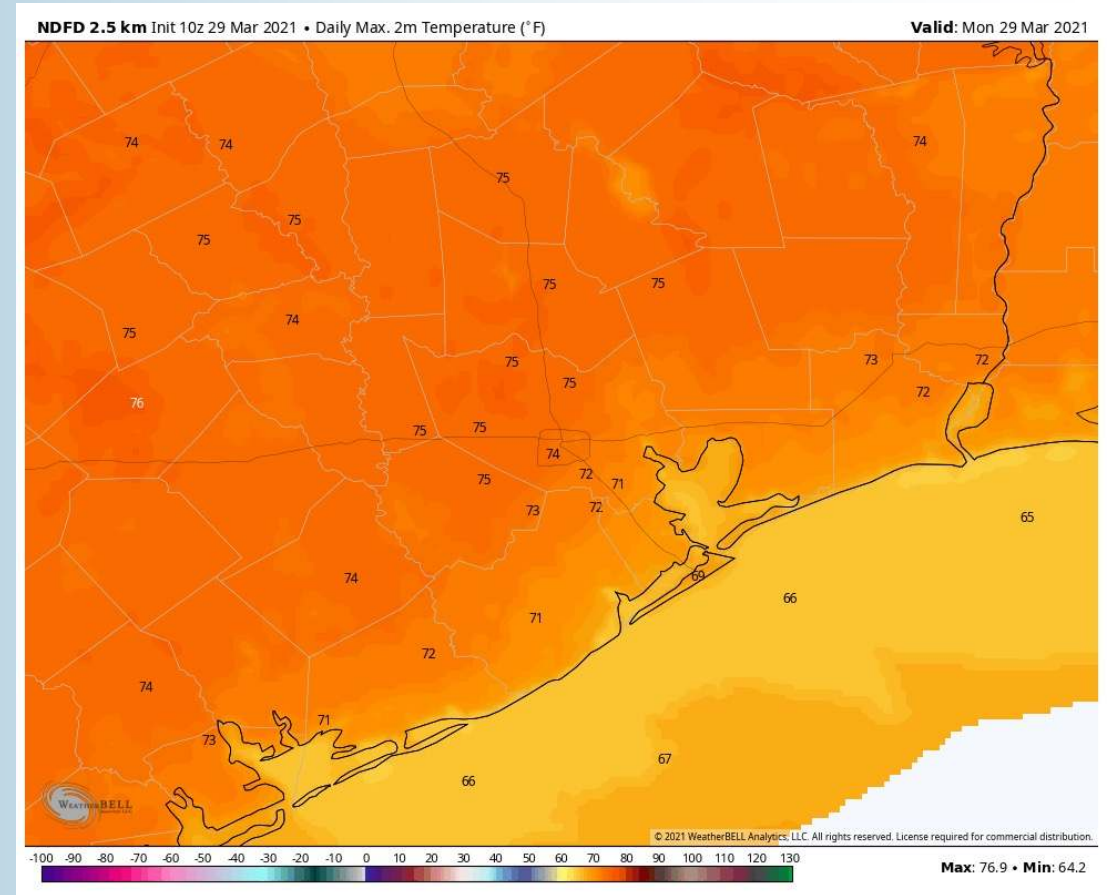
## Sustained Winds (4 PM CT)



## Simulated Radar Snapshot (1 PM CT)



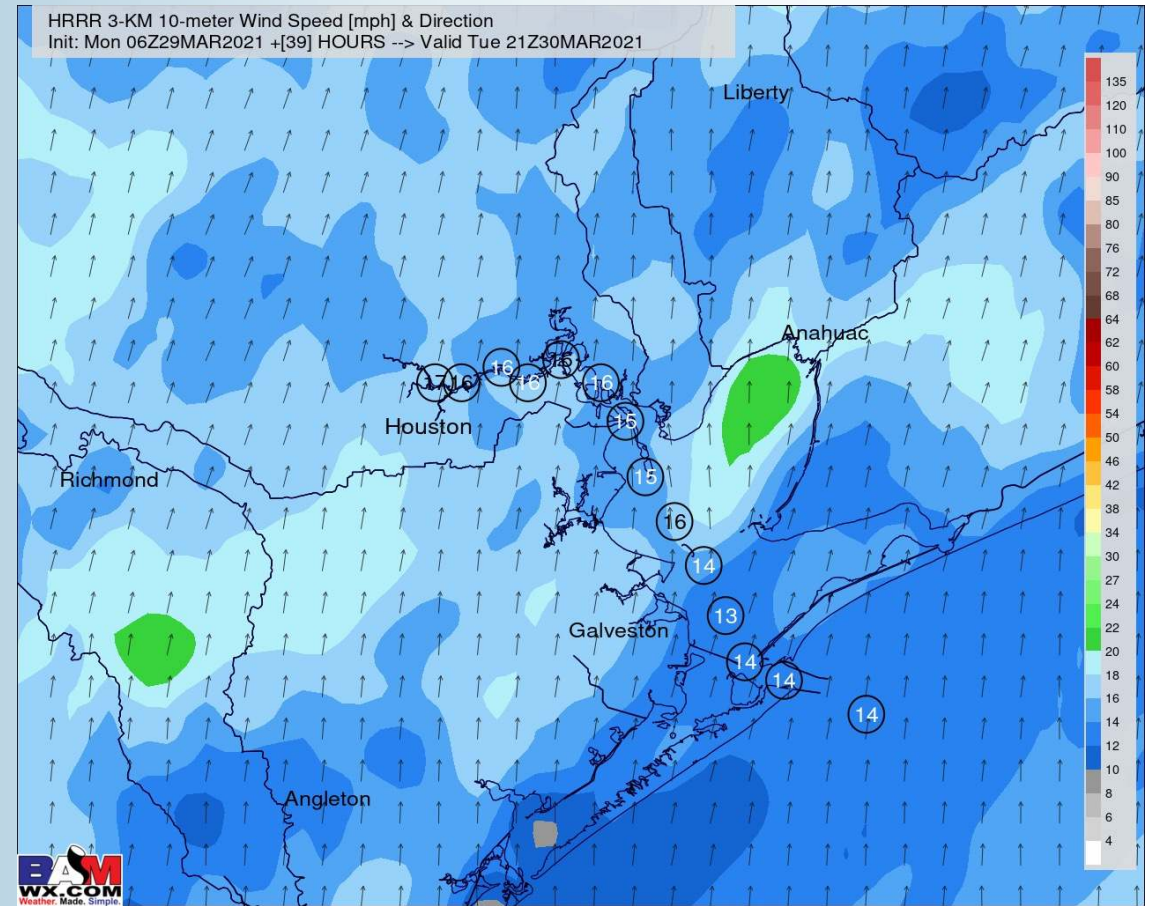
## High Temperatures Today



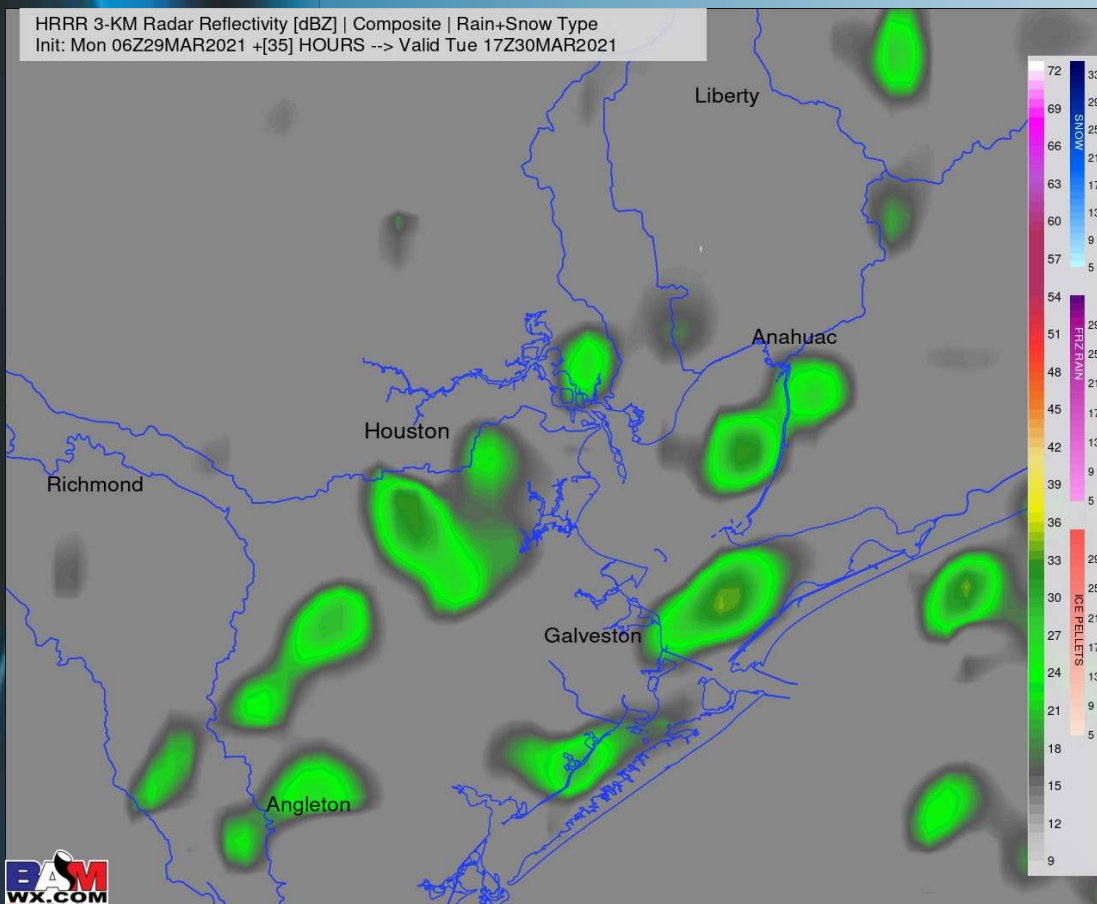
## Short-Term Forecast Discussion

- **Spotty rain chances will be possible in the AM hours of Tuesday into the early afternoon as a warm front moves through the Houston area...dry weather improves after 4-5pm CT.**
- **After the warm front passes in the AM, winds should begin to pick up into the PM. Winds look to be sustained around 10 – 15 MPH with gust of 20 - 25 MPH possible.**
- **High Temperatures look to get into the mid to upper 70's F on Tuesday.**
- ***TUE night into WED morning may offer up a better potential for fog as winds relax WED morning out ahead of another boundary. Data is not picking up on this yet but will need to be monitored.***

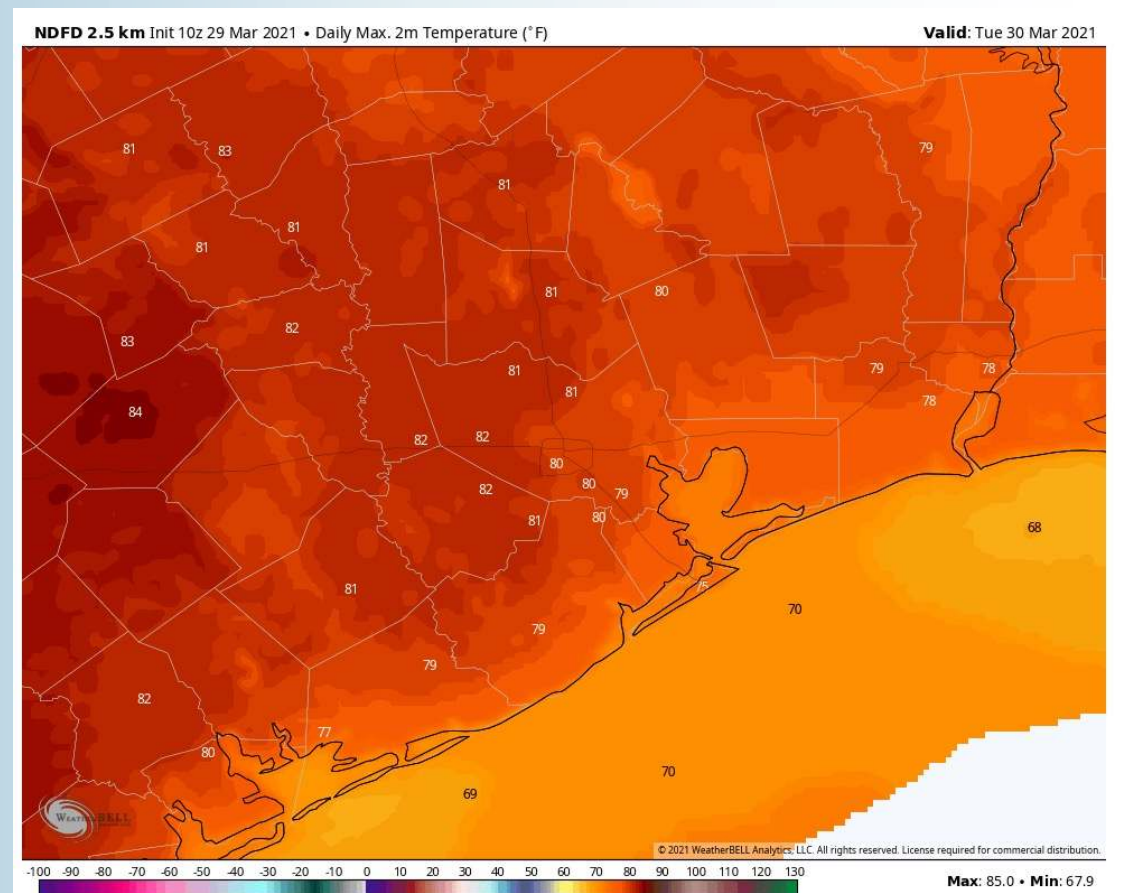
## Sustained Winds (4 PM CT)



## Simulated Radar Snapshot (12 PM CT)



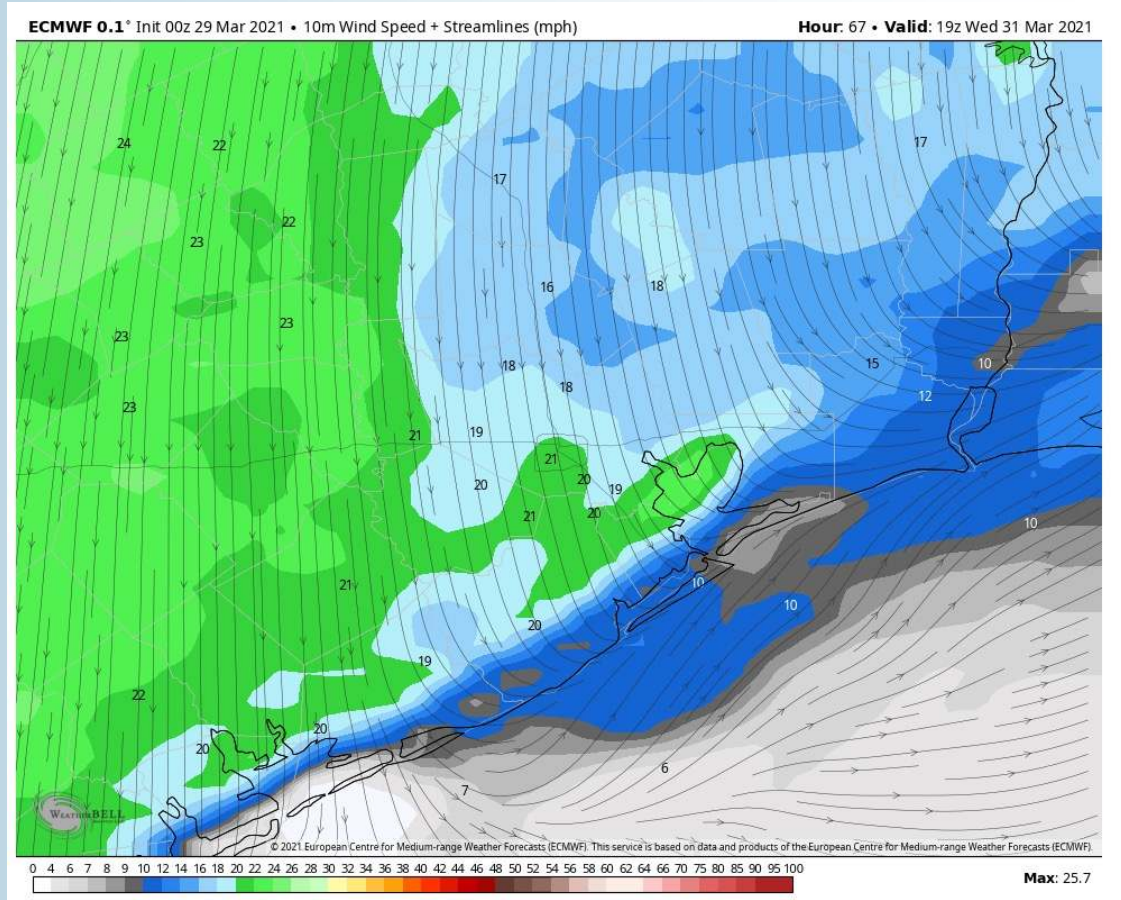
## High Temperatures Tues



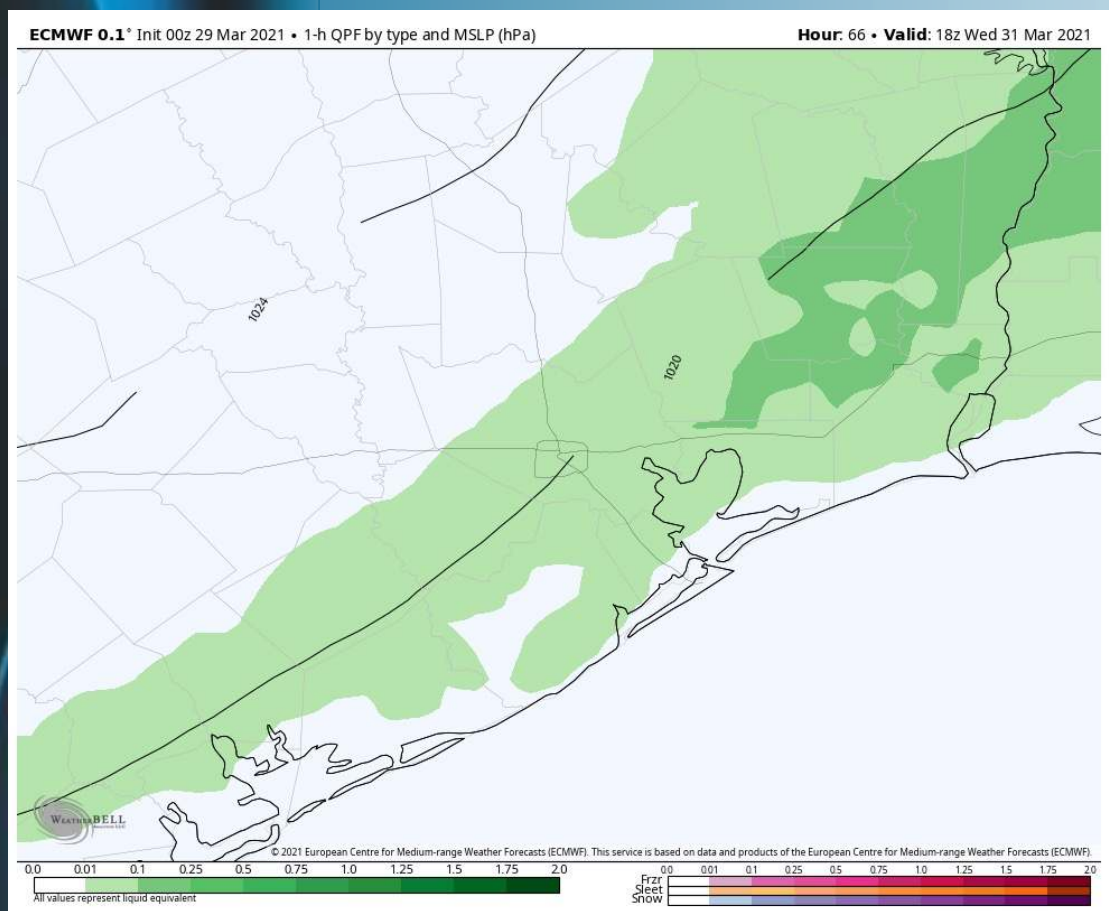
## Short-Term Forecast Discussion

- A cold front is anticipated to sweep north to south on Wednesday, with a thunderstorm chance increasing right now from ~11am – 6pm CT as it stands right now.
- Winds stay out of the south through late morning on Wednesday around 4-8 MPH. Winds shift out of the north as a cold front sweeps through after 12/1pm CT, increasing to winds sustained ~13-18 MPH (gusts up to 25-35 MPH possible).
- High Temperatures look to get near 70 F on Wednesday over open waters.
- *Not expecting fog on Wednesday night at this time.*

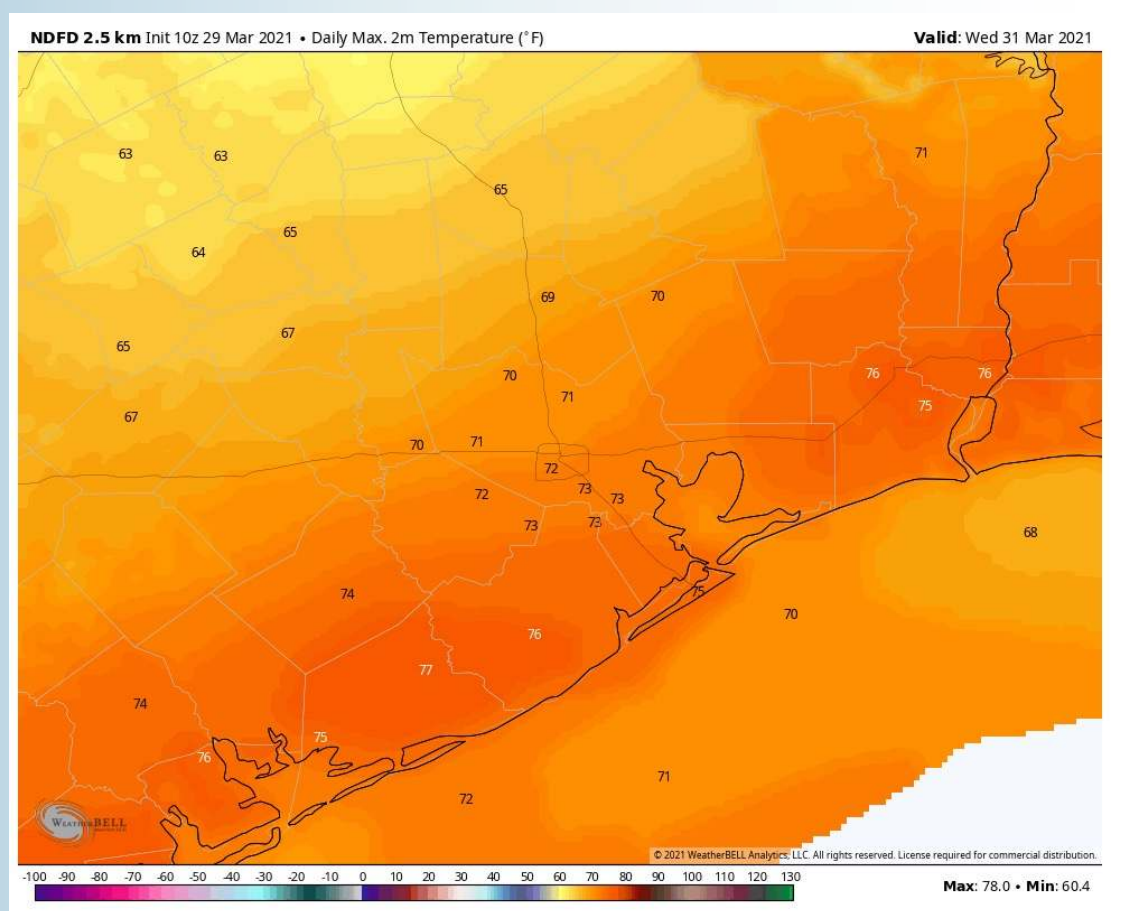
## Sustained Winds (2 PM CT)



## Simulated Radar Snapshot (1 PM CT)



## High Temperatures Wed



## Long-Range Forecast Discussion

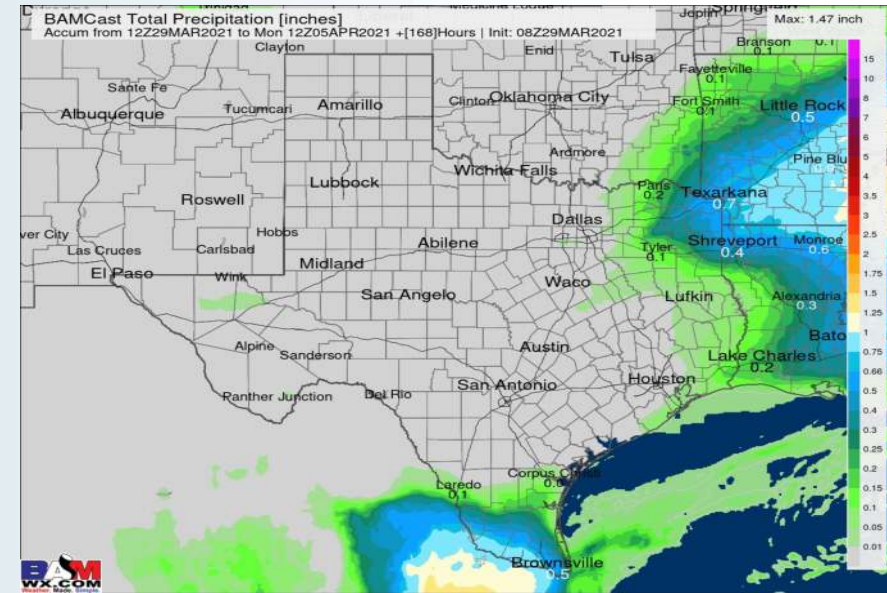
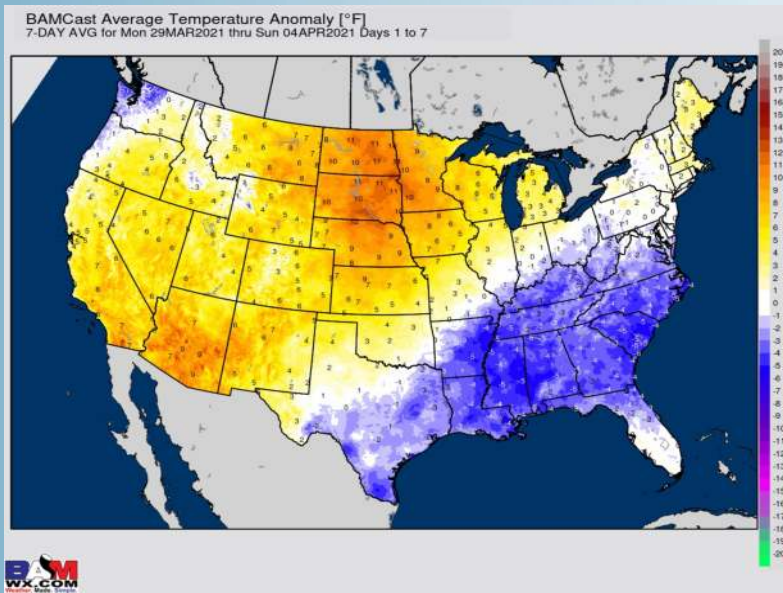
➤ Precipitation chances this week will be spotty at best, looking to be quite below the “normal” for this time of year. Temperatures will average out slightly below normal as a whole over the next week as well.

➤ Currently anticipating Houston to be far enough removed from the subtropical jet influence for near normal to slightly below normal moisture risk for the week 2 timeframe.

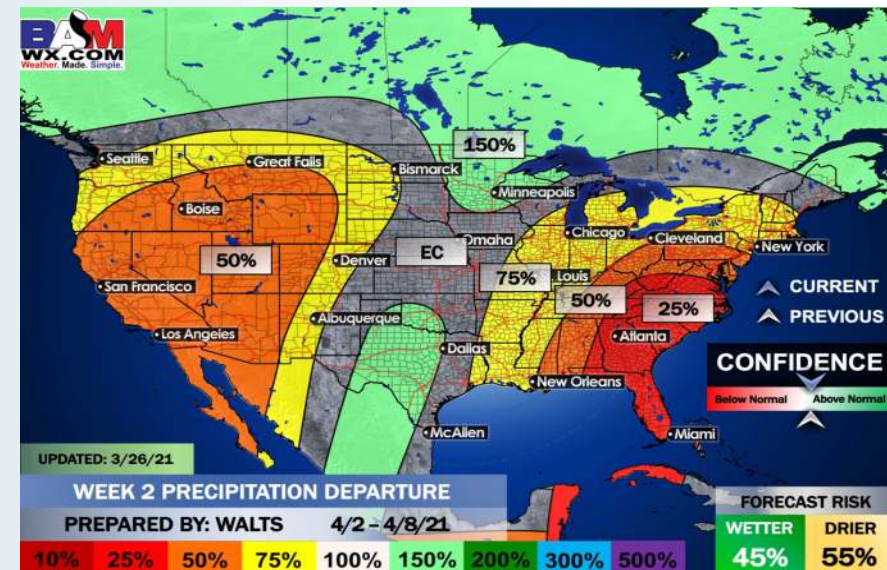
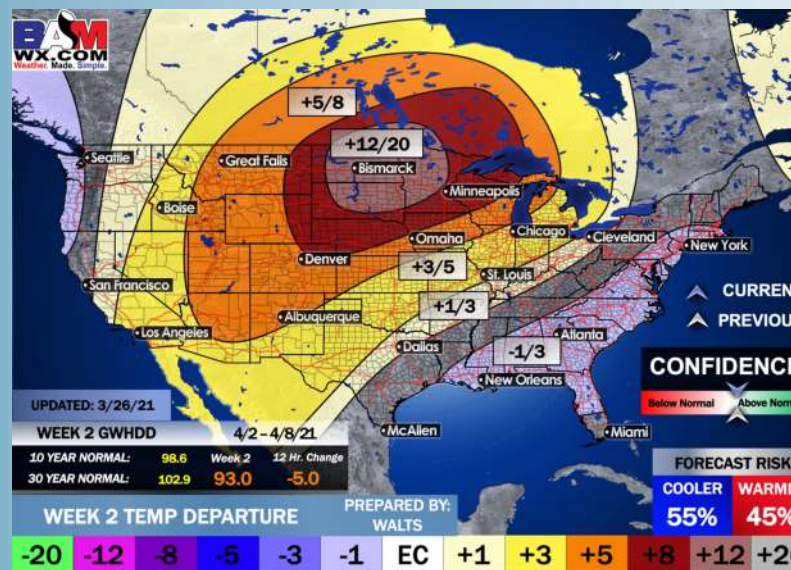
Temperatures are anticipated to average out to near normal.

➤ Expectations are for a more favorable pattern for precipitation risk for the Houston area for weeks 3 + 4. Temperatures are anticipated to average out to near normal for this time frame.

## Week 1 Forecast



## Week 2 Forecast



## Weeks 3/4 Forecast

