

Updated: 5:25 AM CT Tuesday, March 9, 2021

- **As always, please do not hesitate to reach out to us with any forecast questions via the chat option on the Weather Porthole or our on call number, **(317)-560-8122** press 1 for forecast questions.**



Visibility Report

Tuesday, March 9, 2021

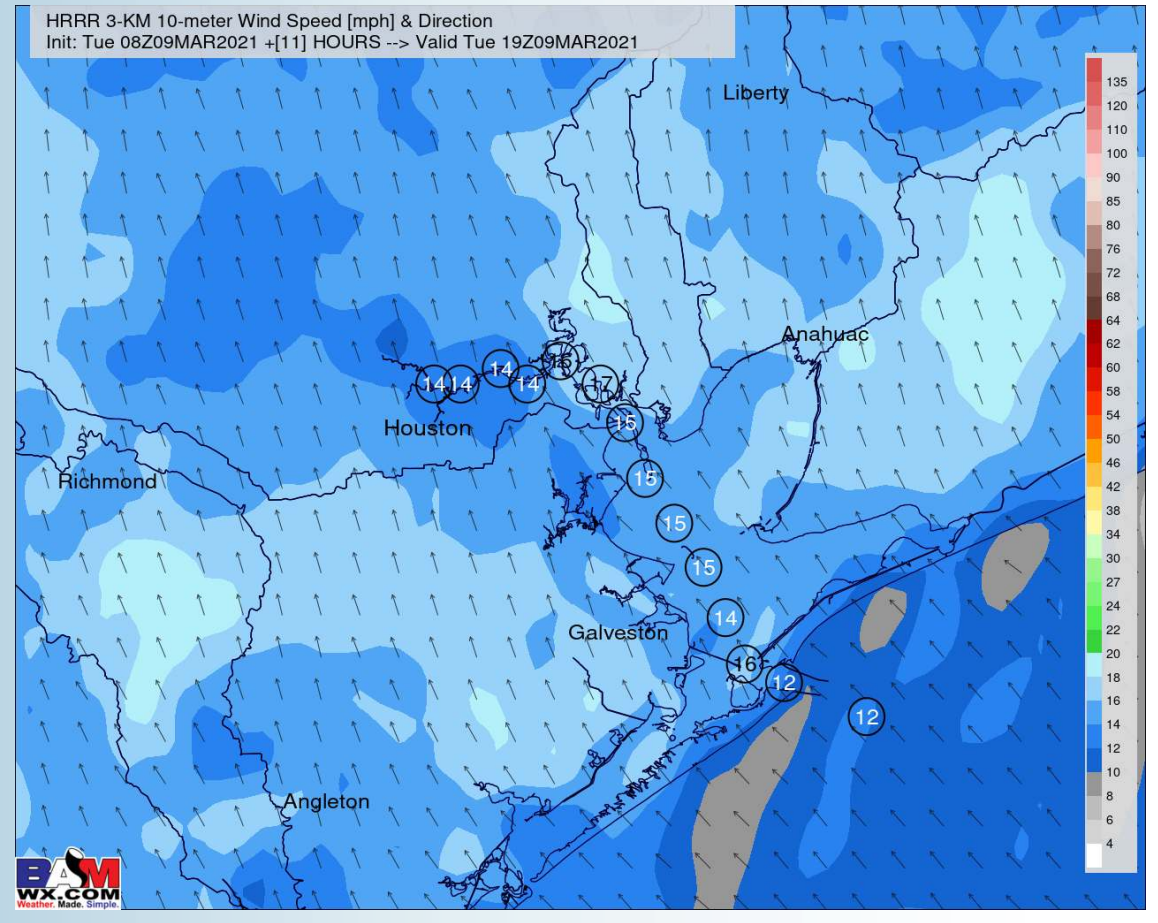
HOURLY VISIBILITY BREAKDOWN (in miles)

| Time | 03-09-2021 Tue 4am | 03-09-2021 Tue 5am | 03-09-2021 Tue 6am | 03-09-2021 Tue 7am | 03-09-2021 Tue 8am | 03-09-2021 Tue 9am | 03-09-2021 Tue 10am | 03-09-2021 Tue 11am | 03-09-2021 Tue 12pm | 03-09-2021 Tue 1pm | 03-09-2021 Tue 2pm | 03-09-2021 Tue 3pm | 03-09-2021 Tue 4pm | 03-09-2021 Tue 5pm | 03-09-2021 Tue 6pm | 03-09-2021 Tue 7pm | 03-09-2021 Tue 8pm | 03-09-2021 Tue 9pm | 03-09-2021 Tue 10pm | 03-09-2021 Tue 11pm | 03-10-2021 Wed 12am | 03-10-2021 Wed 1am | 03-10-2021 Wed 2am | 03-10-2021 Wed 3am | 03-10-2021 Wed 4am | 03-10-2021 Wed 5am | 03-10-2021 Wed 6am | 03-10-2021 Wed 7am | 03-10-2021 Wed 8am | 03-10-2021 Wed 9am | 03-10-2021 Wed 10am | 03-10-2021 Wed 11am | 03-10-2021 Wed 12pm | 03-10-2021 Wed 1pm | 03-10-2021 Wed 2pm | 03-10-2021 Wed 3pm | | | |
|--------------------------------------|--------------------|--------------------|--------------------|--------------------|--------------------|--------------------|---------------------|---------------------|---------------------|--------------------|--------------------|--------------------|--------------------|--------------------|--------------------|--------------------|--------------------|--------------------|---------------------|---------------------|---------------------|--------------------|--------------------|--------------------|--------------------|--------------------|--------------------|--------------------|--------------------|--------------------|---------------------|---------------------|---------------------|--------------------|--------------------|--------------------|-------|-------|------|
| Houston Pilots N - 610 Bridge | 7.722 | 7.594 | 7.581 | 7.606 | 9.336 | 12.999 | 17.667 | 19.591 | 21.605 | 24.176 | 22.365 | 19.749 | 19.498 | 18.076 | 16.899 | 10.00 | 10.00 | 10.00 | 10.00 | 10.00 | 10.00 | 10.00 | 10.00 | 10.00 | 10.00 | 10.00 | 10.00 | 10.00 | 10.00 | 10.00 | 10.00 | 10.00 | 10.00 | 10.00 | 10.00 | 10.00 | 10.00 | 10.00 | |
| Houston Pilots M - Kinder 1 | 7.688 | 7.596 | 7.581 | 7.622 | 9.349 | 12.889 | 17.588 | 19.352 | 21.439 | 23.903 | 21.938 | 19.784 | 19.155 | 17.798 | 16.023 | 10.00 | 10.00 | 10.00 | 10.00 | 10.00 | 10.00 | 10.00 | 10.00 | 10.00 | 10.00 | 10.00 | 10.00 | 10.00 | 10.00 | 10.00 | 10.00 | 10.00 | 10.00 | 10.00 | 10.00 | 10.00 | 10.00 | 10.00 | |
| Houston Pilots L - Greens Bayou | 7.619 | 7.588 | 7.584 | 7.642 | 9.184 | 12.305 | 16.543 | 18.854 | 21.355 | 23.046 | 20.689 | 19.456 | 18.418 | 16.614 | 13.762 | 10.00 | 10.00 | 10.00 | 10.00 | 10.00 | 10.00 | 10.00 | 10.00 | 10.00 | 10.00 | 10.00 | 10.00 | 10.00 | 10.00 | 10.00 | 10.00 | 10.00 | 10.00 | 10.00 | 10.00 | 10.00 | 10.00 | 10.00 | |
| Houston Pilots K - Shell Crude | 7.626 | 7.586 | 7.628 | 7.715 | 9.267 | 12.123 | 15.688 | 18.273 | 21.109 | 21.282 | 18.920 | 18.373 | 17.329 | 15.570 | 13.181 | 10.00 | 10.00 | 10.00 | 10.00 | 10.00 | 10.00 | 10.00 | 10.00 | 10.00 | 10.00 | 10.00 | 10.00 | 10.00 | 10.00 | 10.00 | 10.00 | 10.00 | 10.00 | 10.00 | 10.00 | 10.00 | 10.00 | 10.00 | |
| Houston Pilots J - Lynchburg Ferries | 7.593 | 7.581 | 7.609 | 7.698 | 8.813 | 10.644 | 12.598 | 15.028 | 17.945 | 16.825 | 15.477 | 15.763 | 16.071 | 14.413 | 12.792 | 10.00 | 9.81 | 9.81 | 9.56 | 9.56 | 9.52 | 9.52 | 9.52 | 9.52 | 9.52 | 9.52 | 9.52 | 9.52 | 9.80 | 9.80 | 9.80 | 10.00 | 10.00 | 10.00 | 10.00 | 10.00 | 10.00 | | |
| Houston Pilots I - Exxon 3 | 7.599 | 7.581 | 7.613 | 7.761 | 8.847 | 9.884 | 11.216 | 13.438 | 16.372 | 15.011 | 14.651 | 14.804 | 15.278 | 13.260 | 12.549 | 10.00 | 10.00 | 10.00 | 10.00 | 10.00 | 10.00 | 10.00 | 10.00 | 10.00 | 10.00 | 10.00 | 10.00 | 10.00 | 10.00 | 10.00 | 10.00 | 10.00 | 10.00 | 10.00 | 10.00 | 10.00 | 10.00 | | |
| Houston Pilots H - Morgans Point | 7.588 | 7.582 | 7.603 | 7.702 | 8.329 | 8.774 | 9.301 | 10.296 | 11.786 | 11.784 | 11.579 | 12.072 | 12.219 | 11.117 | 10.708 | 10.00 | 9.49 | 9.49 | 8.96 | 8.96 | 8.93 | 8.93 | 8.93 | 8.93 | 8.93 | 8.93 | 8.93 | 8.93 | 9.50 | 9.50 | 9.50 | 10.00 | 10.00 | 10.00 | 10.00 | 10.00 | 10.00 | | |
| Houston Pilots G - 75/76 | 7.581 | 7.581 | 7.584 | 7.586 | 7.730 | 7.762 | 7.907 | 8.222 | 8.913 | 9.317 | 9.174 | 9.546 | 9.594 | 9.099 | 9.107 | 10.00 | 8.99 | 8.99 | 8.03 | 8.03 | 8.00 | 8.00 | 8.00 | 8.00 | 8.00 | 8.00 | 8.00 | 8.00 | 8.00 | 8.00 | 9.03 | 9.03 | 9.03 | 10.00 | 10.00 | 10.00 | 9.04 | 9.04 | |
| Houston Pilots F - 63/64 | 7.581 | 7.582 | 7.588 | 7.599 | 7.788 | 7.870 | 8.243 | 8.549 | 9.315 | 9.484 | 9.659 | 9.905 | 9.416 | 9.179 | 9.525 | 10.00 | 8.99 | 8.99 | 8.03 | 8.03 | 8.00 | 8.00 | 8.00 | 8.00 | 8.00 | 8.00 | 8.00 | 8.00 | 8.00 | 9.03 | 9.03 | 9.03 | 9.04 | 9.03 | 9.03 | 9.03 | 9.04 | 9.04 | |
| Houston Pilots E - 51/52 | 7.582 | 7.587 | 7.629 | 7.679 | 7.864 | 8.105 | 8.686 | 9.075 | 10.093 | 9.737 | 10.277 | 10.411 | 9.758 | 9.610 | 10.071 | 10.00 | 8.99 | 8.99 | 8.03 | 8.03 | 8.00 | 8.00 | 8.00 | 8.00 | 8.00 | 8.00 | 8.00 | 8.00 | 8.00 | 8.00 | 9.03 | 9.03 | 9.03 | 9.04 | 9.03 | 9.03 | 9.03 | 9.04 | 9.04 |
| Houston Pilots D - 37/38 | 7.588 | 7.652 | 7.720 | 7.826 | 8.092 | 8.559 | 9.270 | 9.973 | 10.889 | 10.460 | 10.916 | 11.021 | 10.432 | 10.189 | 10.341 | 10.00 | 8.99 | 8.99 | 8.03 | 8.03 | 8.00 | 8.00 | 8.00 | 8.00 | 8.00 | 8.00 | 8.00 | 8.00 | 8.00 | 8.25 | 9.03 | 9.03 | 9.04 | 9.03 | 8.25 | 8.00 | 8.00 | 8.00 | |
| Houston Pilots C - 25/26 | 7.644 | 7.810 | 7.878 | 7.971 | 8.421 | 9.311 | 10.315 | 11.040 | 11.437 | 11.560 | 11.988 | 11.434 | 10.865 | 10.574 | 10.559 | 10.00 | 8.99 | 8.32 | 8.03 | 8.03 | 8.00 | 8.00 | 8.00 | 8.00 | 8.00 | 8.00 | 8.00 | 8.00 | 8.00 | 8.31 | 8.31 | 8.60 | 8.31 | 7.27 | 7.28 | 7.28 | 7.28 | 7.28 | |
| Houston Pilots B - 11/12 | 7.679 | 7.809 | 7.908 | 8.002 | 8.252 | 8.698 | 8.896 | 9.269 | 9.580 | 9.473 | 9.839 | 9.558 | 9.221 | 9.345 | 9.783 | 10.00 | 8.99 | 8.03 | 8.03 | 8.03 | 8.00 | 8.00 | 8.00 | 8.00 | 8.00 | 8.00 | 8.00 | 8.00 | 8.00 | 8.00 | 8.00 | 8.00 | 8.00 | 8.00 | 8.00 | 8.00 | 6.96 | 6.97 | 6.97 |
| Houston Pilots A - 1 & 2 Bravo | 7.782 | 7.908 | 8.110 | 8.153 | 8.215 | 8.354 | 8.239 | 8.519 | 8.295 | 8.624 | 8.924 | 8.685 | 8.564 | 8.758 | 9.380 | 10.00 | 8.99 | 8.03 | 8.03 | 8.03 | 8.00 | 8.00 | 8.00 | 8.00 | 8.00 | 8.00 | 8.00 | 8.00 | 8.00 | 8.00 | 8.00 | 8.00 | 8.00 | 8.00 | 8.00 | 8.00 | 6.96 | 6.97 | 6.97 |

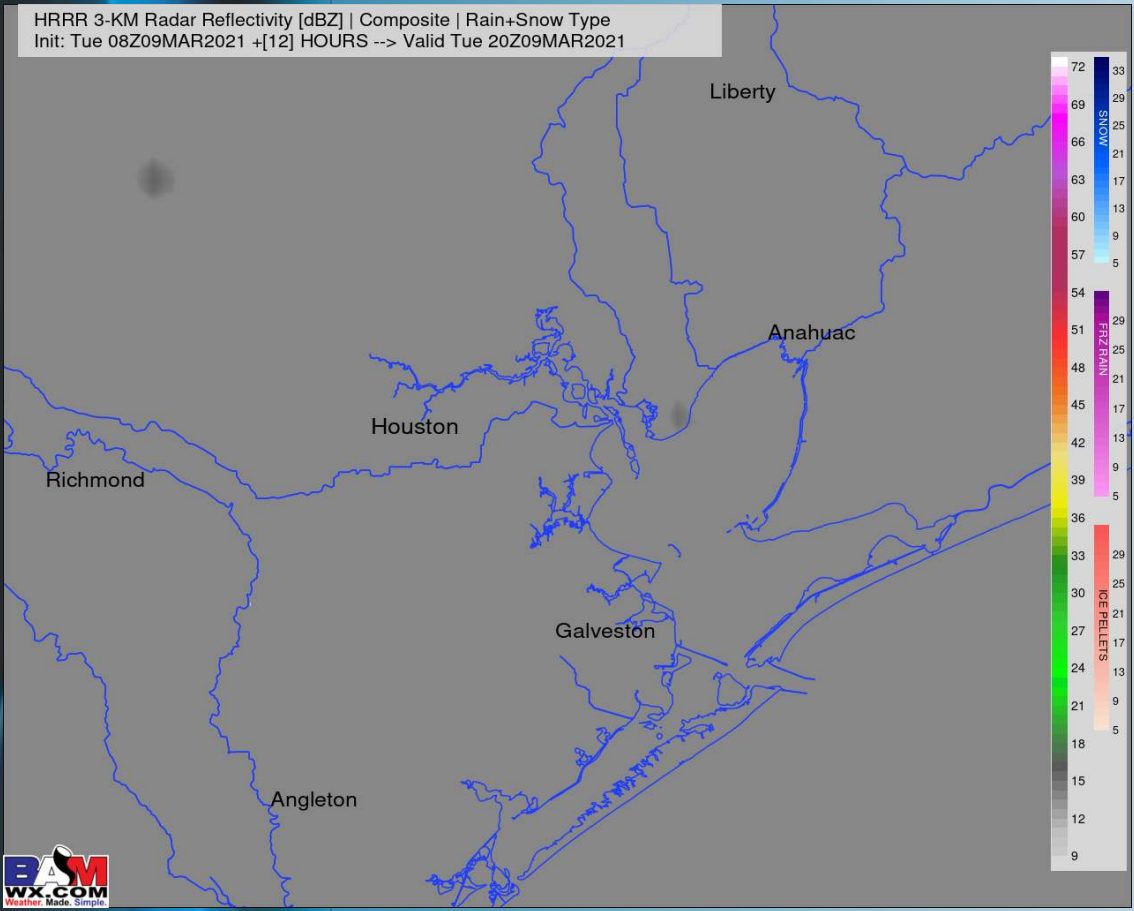
Short-Term Forecast Discussion

- We may need to watch for a few iso sprinkles (~10%) near mid-day today, but favoring an overall drier day.
- Today features sustained winds of 13-18 MPH and gusts 20-25 MPH coming from the SE at the boarding station.
- Highs will be in the upper 60s for our stations today, warmer inland.
- *No fog is currently anticipated for today.*

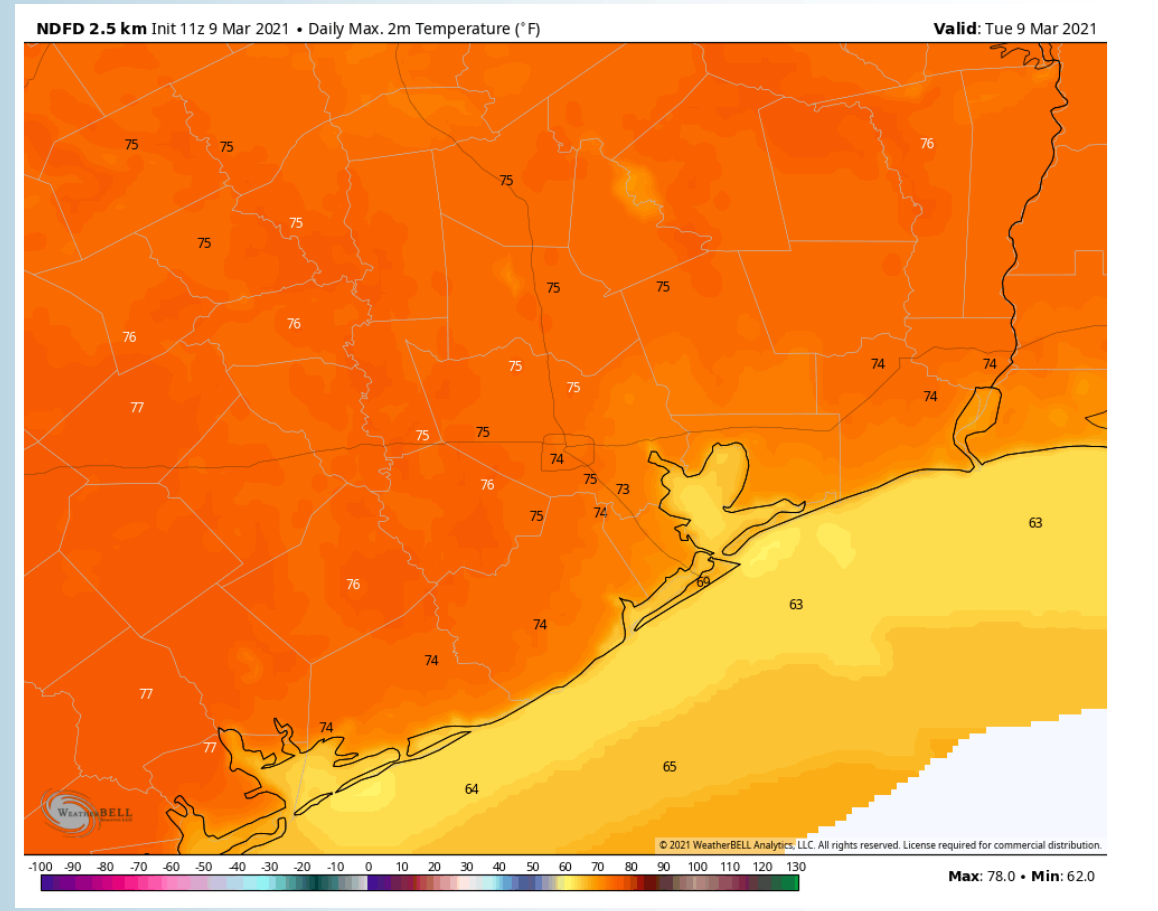
Sustained Winds (1 PM CT)



Simulated Radar Snapshot (2 PM CT)



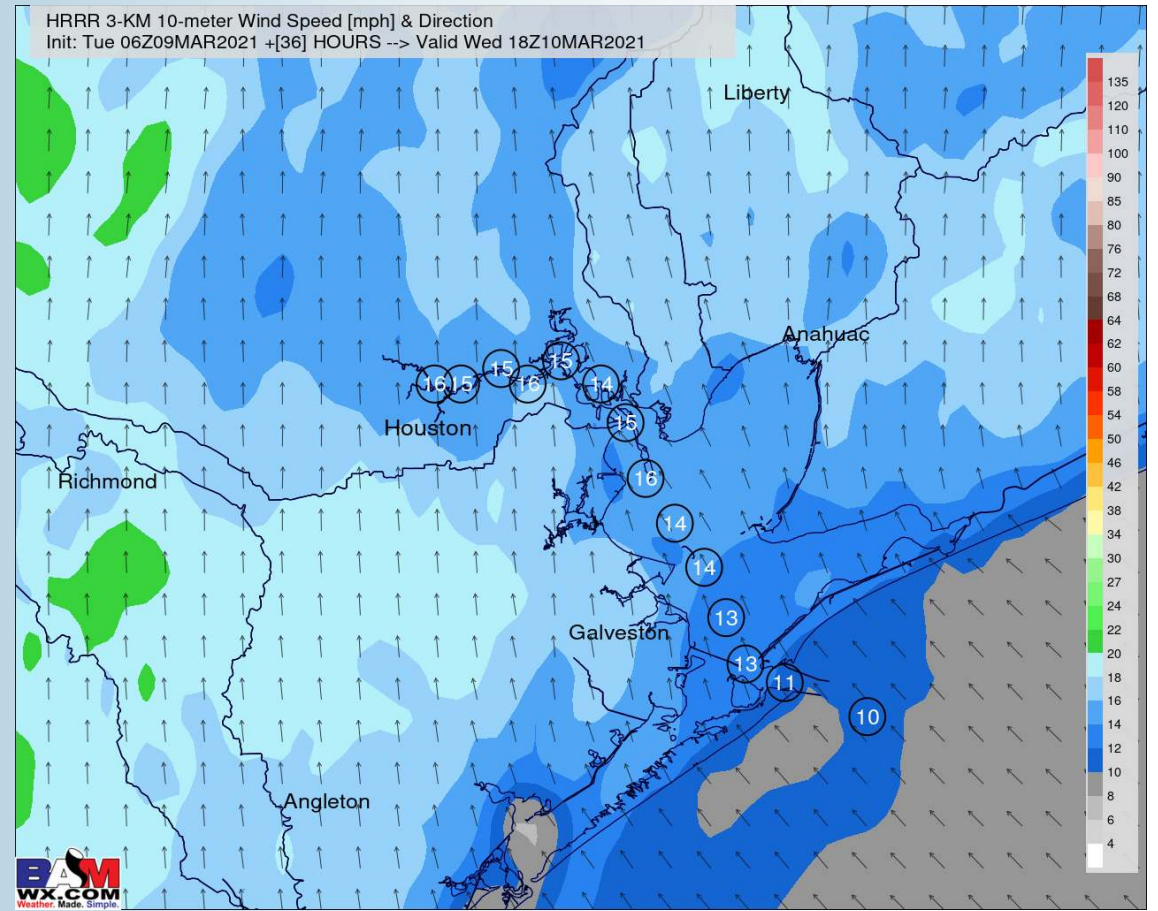
High Temperatures Today



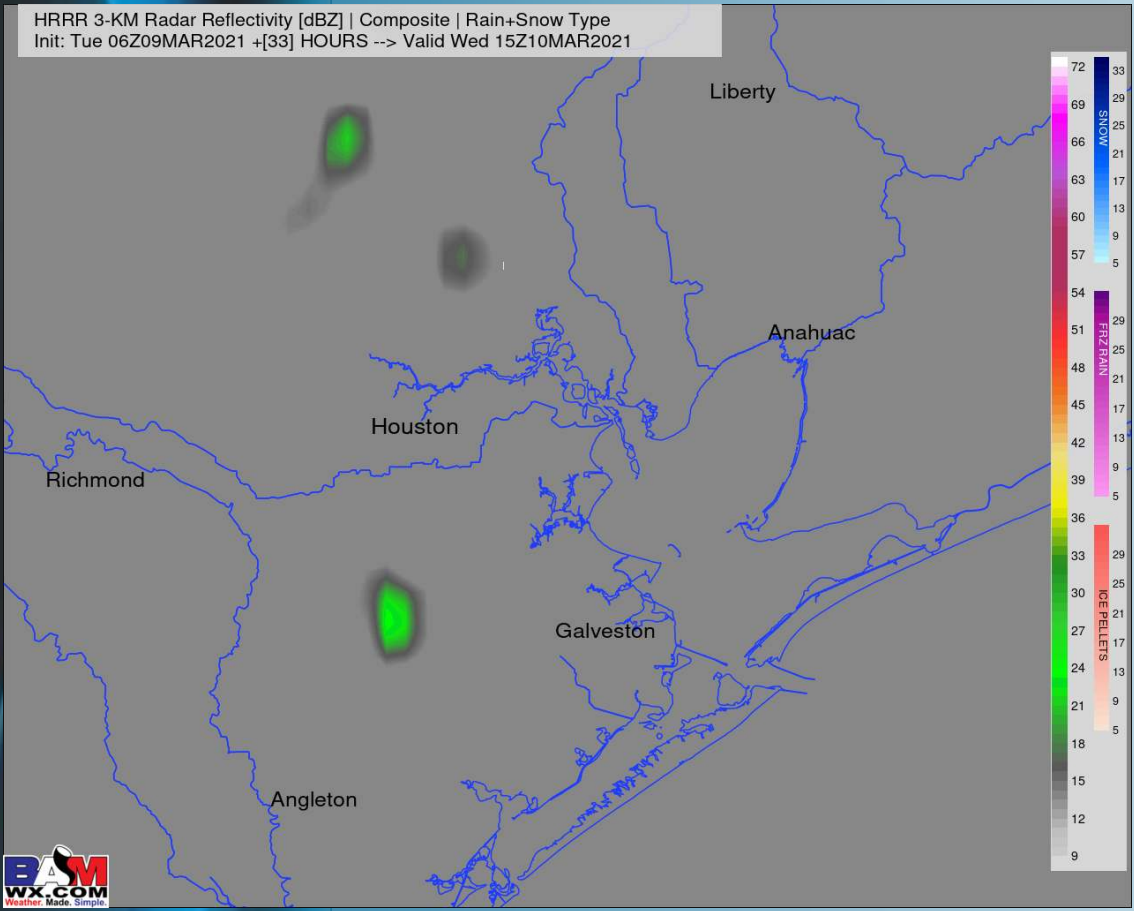
Short-Term Forecast Discussion

- We may need to watch for a few iso sprinkles again (~10-20%) near mid/late morning to early PM Wed, but at this distance favoring an overall drier day.
- Wednesday likely features sustained winds of 13-18 MPH and gusts 20-25 MPH coming from the SE at the boarding station.
- Highs will be in the lower 70s for our stations on Wednesday, warmer inland.
- *No fog is currently anticipated for Wednesday.*

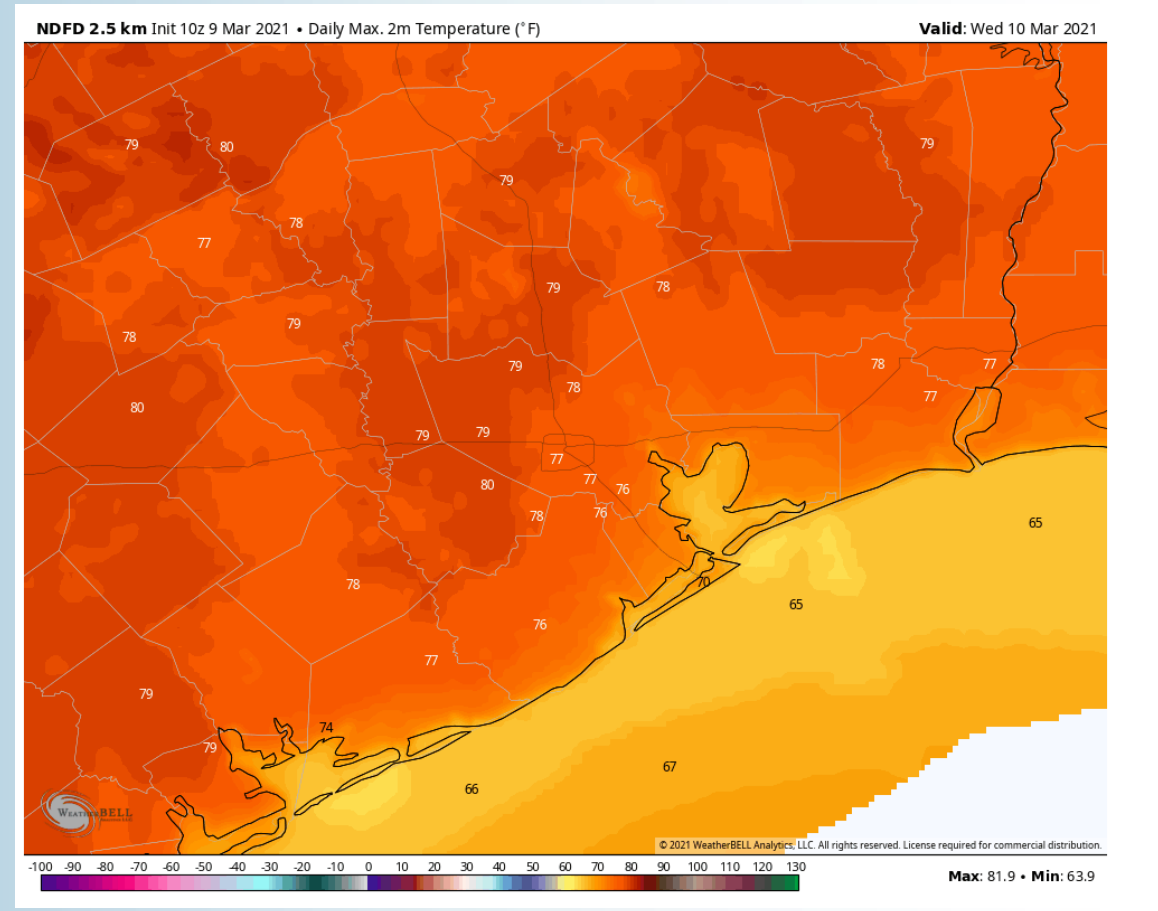
Sustained Winds (12 PM CT)



Simulated Radar Snapshot (9 AM CT)



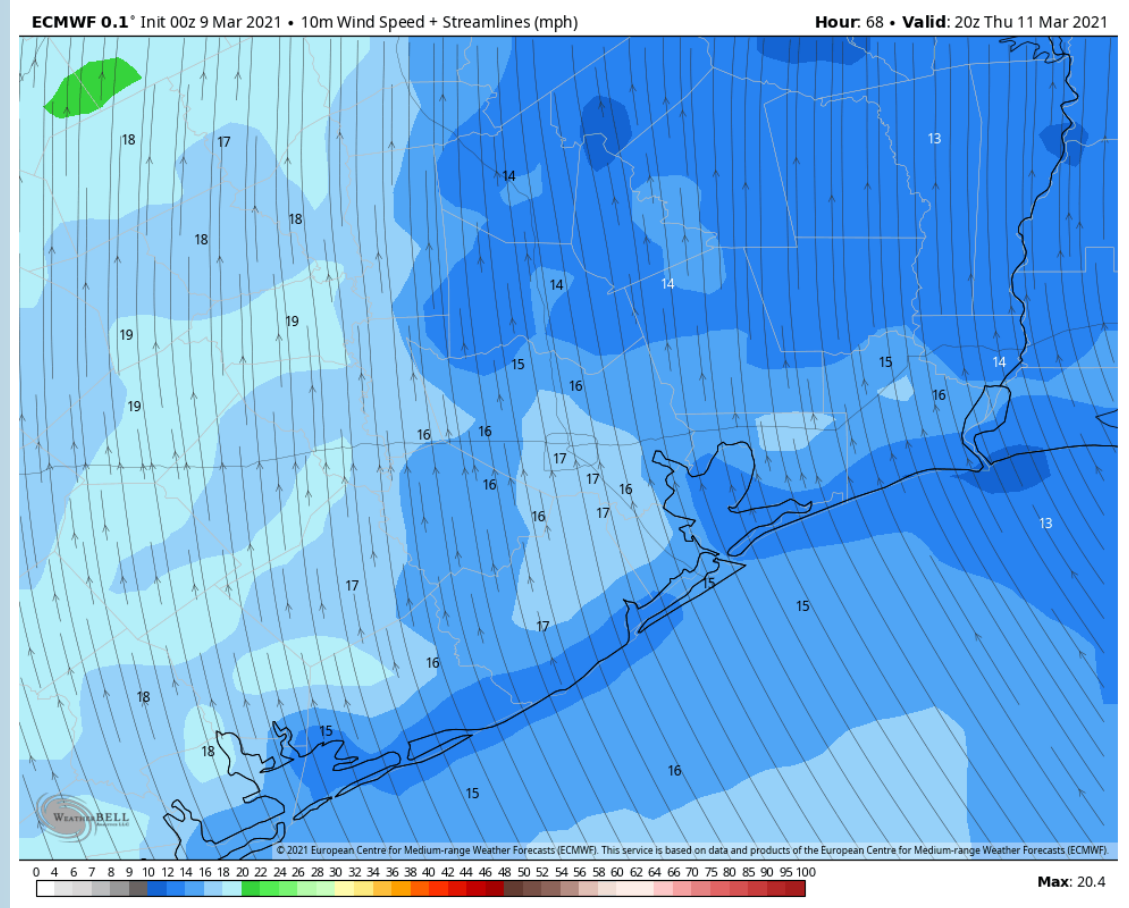
High Temperatures Wednesday



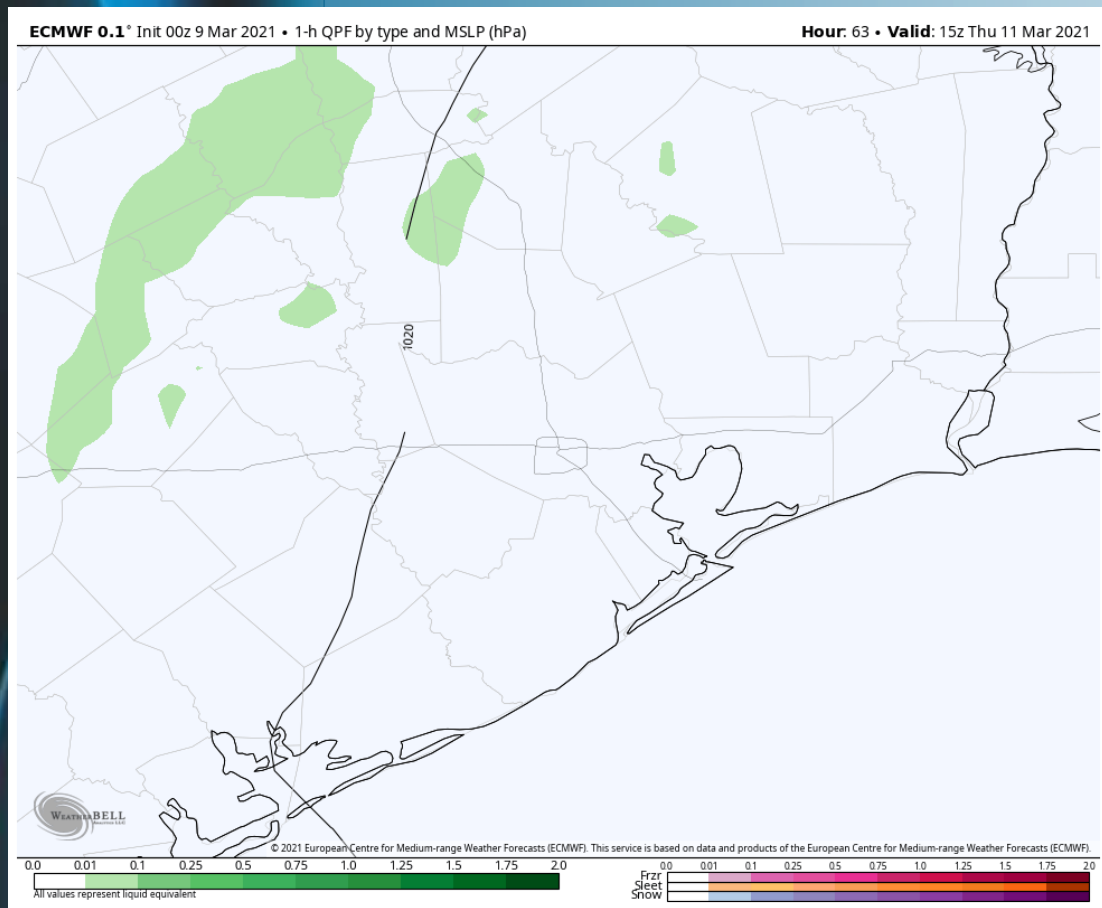
Short-Term Forecast Discussion

- We may need to watch for a few iso sprinkles again (~10-20%) near mid/late morning to early PM Thurs, but at this distance favoring an overall drier day.
- Thursday likely features sustained winds of 13-18 MPH and gusts 20-25 MPH coming from the SSE at the boarding station.
- Highs will be in the lower 70s for our stations on Thursday, warmer inland.
- *No fog is currently anticipated for Thursday.*

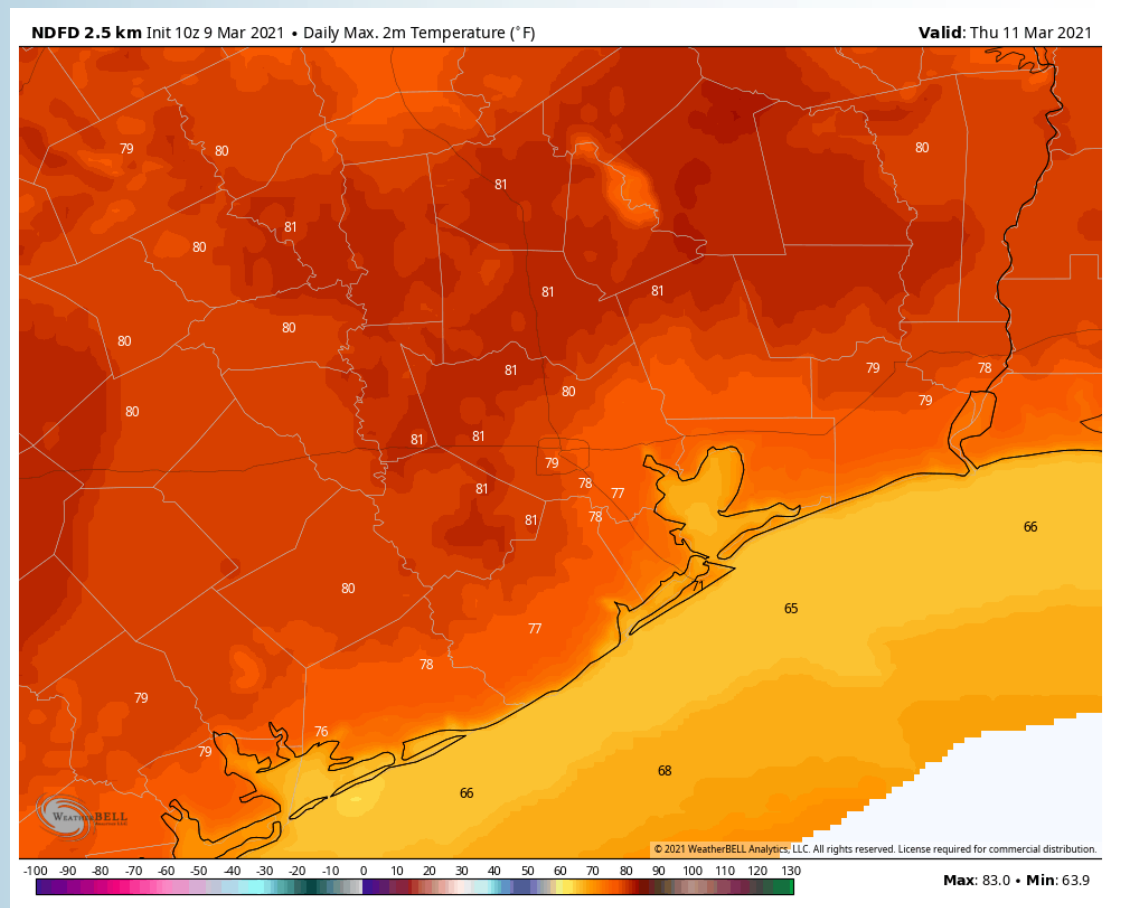
Sustained Winds (2 PM CT)



Simulated Radar Snapshot (9 AM CT)



High Temperatures Thursday



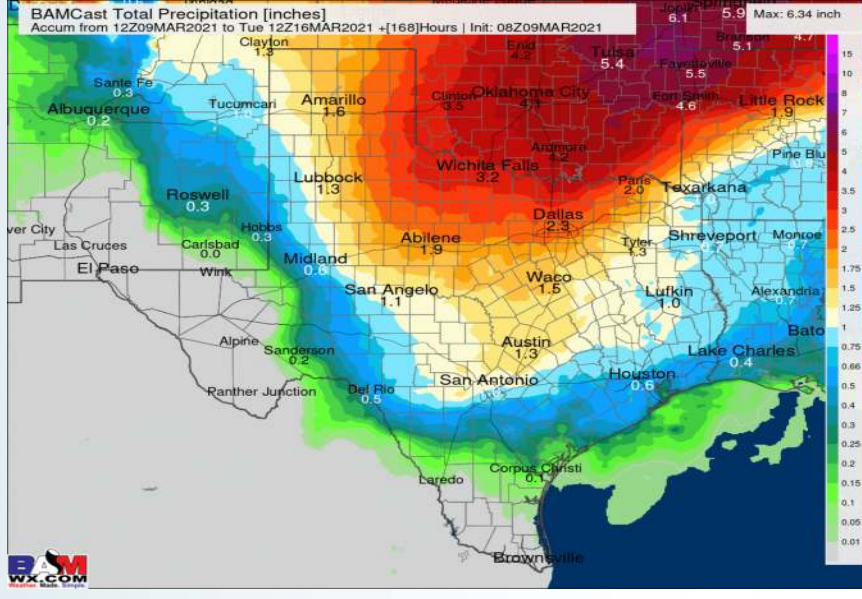
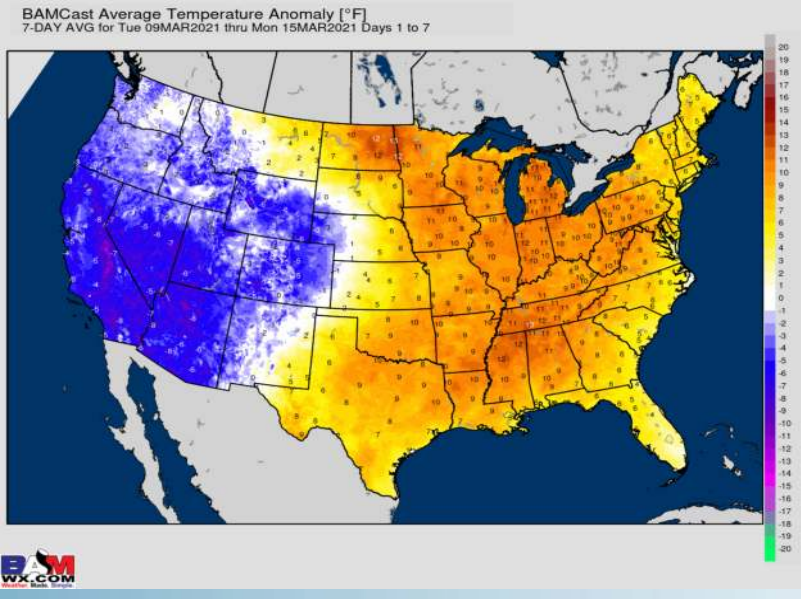
Long-Range Forecast Discussion

- Temps are expected to rise above normal temperatures today through Saturday, dropping cooler late weekend to early next week. Precipitation chances look to be mainly north over the next week.

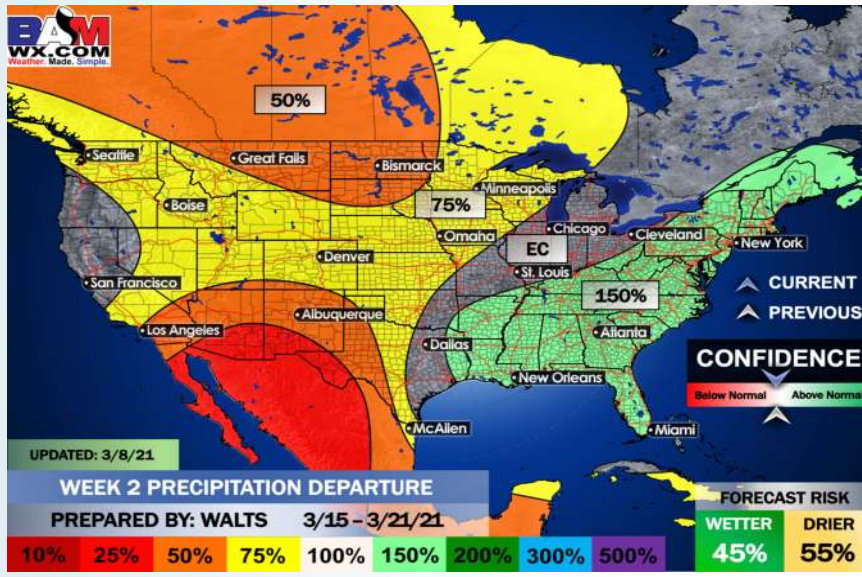
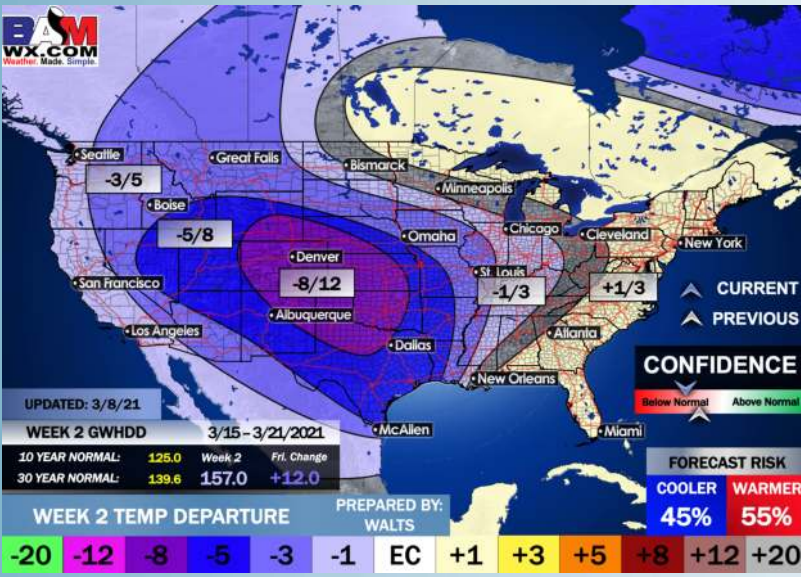
- The week 2 timeframe will offer up some better precipitation risks with the best potential just North / East of the Houston area. Temperatures will likely drop below normal for this period.

- The end of March is expected to have near normal precipitation risks with slightly above normal temperature risks. The last week of MAR can see some periods of drier weather with better opportunity for more active weather coming the first week of APR.

Week 1 Forecast



Week 2 Forecast



Weeks 3/4 Forecast

