

Updated: 4:35 AM CT Monday, February 22, 2021

➤ As always, please do not hesitate to reach out to us with any forecast questions via the chat option on the Weather Porthole or our on call number, **(317)-560-8122** press 1 for forecast questions.



Visibility Report

Monday, February 22, 2021

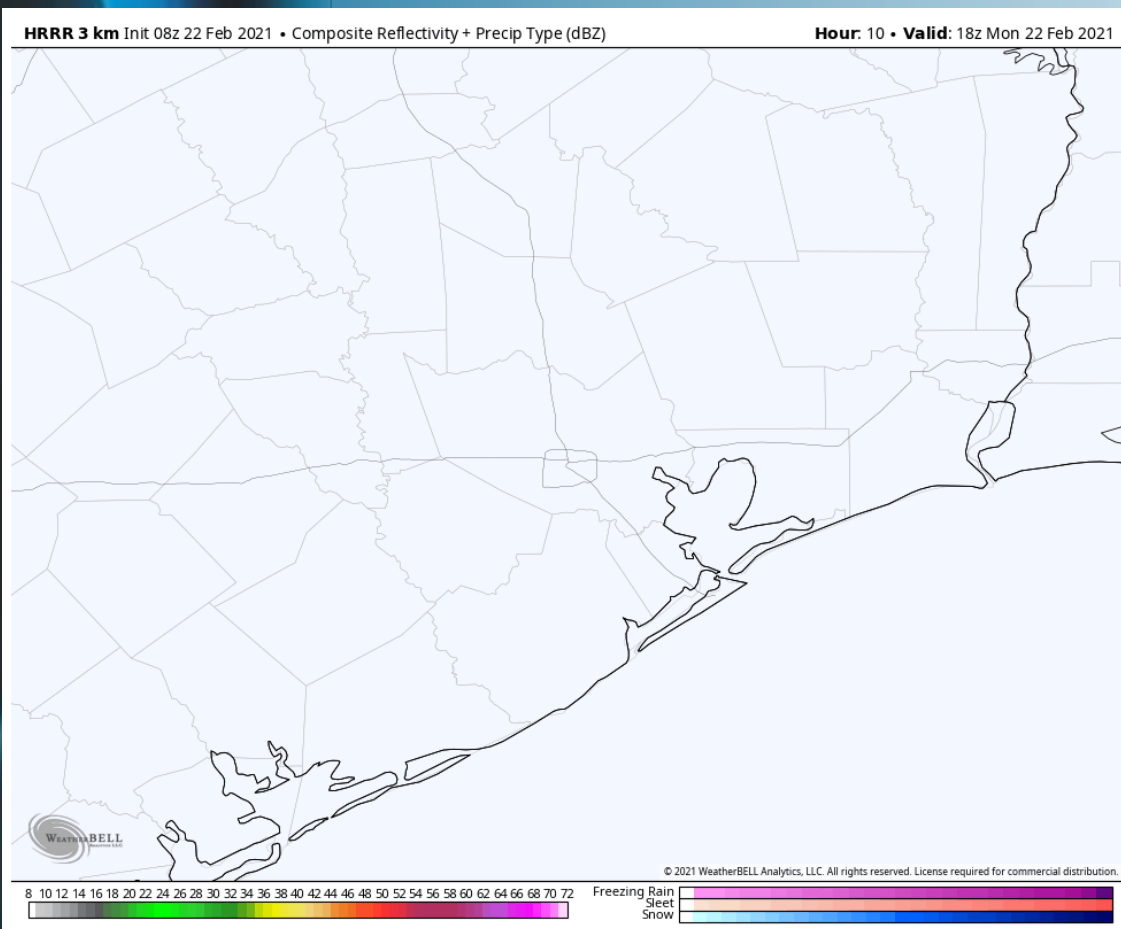
HOURLY VISIBILITY BREAKDOWN (in miles)

Time	02-22-2021 Mon 3am	02-22-2021 Mon 4am	02-22-2021 Mon 5am	02-22-2021 Mon 6am	02-22-2021 Mon 7am	02-22-2021 Mon 8am	02-22-2021 Mon 9am	02-22-2021 Mon 10am	02-22-2021 Mon 11am	02-22-2021 Mon 12pm	02-22-2021 Mon 1pm	02-22-2021 Mon 2pm	02-22-2021 Mon 3pm	02-22-2021 Mon 4pm	02-22-2021 Mon 5pm	02-22-2021 Mon 6pm	02-22-2021 Mon 7pm	02-22-2021 Mon 8pm	02-22-2021 Mon 9pm	02-22-2021 Mon 10pm	02-22-2021 Mon 11pm	02-23-2021 Tue 12am	02-23-2021 Tue 1am	02-23-2021 Tue 2am	02-23-2021 Tue 3am	02-23-2021 Tue 4am	02-23-2021 Tue 5am	02-23-2021 Tue 6am	02-23-2021 Tue 7am	02-23-2021 Tue 8am	02-23-2021 Tue 9am	02-23-2021 Tue 10am	02-23-2021 Tue 11am	02-23-2021 Tue 12pm	02-23-2021 Tue 1pm	02-23-2021 Tue 2pm	
Houston Pilots A - 1 & 2 Bravo	0.25	0.49	0.25	0.25	0.70	5.94	10.00	10.00	10.00	10.00	10.00	10.00	10.00	10.00	10.00	10.00	10.00	10.00	10.00	10.00	10.00	10.00	10.00	10.00	10.00	10.00	8.99	8.99	8.99	9.03	9.03	9.03	9.03	9.03	8.99	9.03	
Houston Pilots B - 11/12	0.25	0.49	0.49	0.49	3.08	7.92	10.00	10.00	10.00	10.00	10.00	10.00	10.00	10.00	10.00	10.00	10.00	10.00	10.00	10.00	10.00	10.00	10.00	10.00	10.00	10.00	8.99	8.99	8.99	9.03	9.03	9.03	9.03	9.03	8.99	9.03	
Houston Pilots C - 25/26	0.25	0.49	0.49	0.49	4.50	9.04	10.00	10.00	10.00	10.00	10.00	10.00	10.00	10.00	10.00	10.00	10.00	10.00	10.00	10.00	10.00	10.00	10.00	10.00	10.00	10.00	8.99	8.99	8.99	9.03	9.03	9.91	9.91	10.00	10.00	10.00	
Houston Pilots D - 37/38	0.25	0.55	0.55	7.35	5.94	9.04	10.00	10.00	10.00	10.00	10.00	10.00	10.00	10.00	10.00	10.00	10.00	10.00	10.00	10.00	10.00	10.00	10.00	10.00	10.00	10.00	8.99	8.99	8.99	9.03	9.03	10.00	10.00	10.00	10.00	10.00	
Houston Pilots E - 51/52	0.25	0.73	2.97	9.12	9.04	9.15	10.00	10.00	10.00	10.00	10.00	10.00	10.00	10.00	10.00	10.00	10.00	10.00	10.00	10.00	10.00	10.00	10.00	10.00	10.00	10.00	8.99	8.99	8.99	9.03	9.03	10.00	10.00	10.00	10.00	10.00	
Houston Pilots F - 63/64	0.26	3.40	7.43	10.00	10.00	10.00	10.00	10.00	10.00	10.00	10.00	10.00	10.00	10.00	10.00	10.00	10.00	10.00	10.00	10.00	10.00	10.00	10.00	10.00	10.00	9.03	9.03	8.99	8.99	8.99	9.03	9.03	10.00	10.00	10.00	10.00	10.00
Houston Pilots G - 75/76	0.49	6.93	10.00	10.00	10.00	10.00	10.00	10.00	10.00	10.00	10.00	10.00	10.00	10.00	10.00	10.00	10.00	10.00	10.00	10.00	10.00	10.00	10.00	10.00	10.00	9.03	9.03	8.99	8.99	8.99	9.03	10.00	10.00	10.00	10.00	10.00	10.00
Houston Pilots H - Morgans Point	6.94	10.00	10.00	10.00	10.00	10.00	10.00	10.00	10.00	10.00	10.00	10.00	10.00	10.00	10.00	10.00	10.00	10.00	10.00	10.00	10.00	10.00	10.00	10.00	10.00	9.50	9.50	8.52	8.06	7.59	8.53	10.00	10.00	10.00	10.00	10.00	10.00
Houston Pilots I - Exxon 3	9.00	10.00	10.00	10.00	10.00	10.00	10.00	10.00	10.00	10.00	10.00	10.00	10.00	10.00	10.00	10.00	10.00	10.00	10.00	10.00	10.00	10.00	10.00	10.00	10.00	10.00	10.00	7.95	6.92	5.89	7.92	10.00	10.00	10.00	10.00	10.00	10.00
Houston Pilots J - Lynchburg Ferries	9.00	10.00	10.00	10.00	10.00	10.00	10.00	10.00	10.00	10.00	10.00	10.00	10.00	10.00	10.00	10.00	10.00	10.00	10.00	10.00	10.00	10.00	10.00	10.00	10.00	10.00	9.80	8.22	7.46	6.70	8.21	10.00	10.00	10.00	10.00	10.00	10.00
Houston Pilots K - Shell Crude	9.00	10.00	10.00	10.00	10.00	10.00	10.00	10.00	10.00	10.00	10.00	10.00	10.00	10.00	10.00	10.00	10.00	10.00	10.00	10.00	10.00	10.00	10.00	10.00	10.00	10.00	10.00	7.95	6.92	5.89	7.92	10.00	10.00	10.00	10.00	10.00	10.00
Houston Pilots L - Greens Bayou	9.00	10.00	10.00	10.00	10.00	10.00	10.00	10.00	10.00	10.00	10.00	10.00	10.00	10.00	10.00	10.00	10.00	10.00	10.00	10.00	10.00	10.00	10.00	10.00	10.00	10.00	10.00	7.95	6.92	5.89	7.92	10.00	10.00	10.00	10.00	10.00	10.00
Houston Pilots M - Kinder 1	9.00	10.00	10.00	10.00	10.00	10.00	10.00	10.00	10.00	10.00	10.00	10.00	10.00	10.00	10.00	10.00	10.00	10.00	10.00	10.00	10.00	10.00	10.00	10.00	10.00	10.00	10.00	8.99	6.92	5.89	7.92	10.00	10.00	10.00	10.00	10.00	10.00
Houston Pilots N - 610 Bridge	9.05	10.00	10.00	10.00	10.00	10.00	10.00	10.00	10.00	10.00	10.00	10.00	10.00	10.00	10.00	10.00	10.00	10.00	10.00	10.00	10.00	10.00	10.00	10.00	10.00	10.00	10.00	8.99	6.92	5.89	7.89	10.00	10.00	10.00	10.00	10.00	10.00

Short-Term Forecast Discussion

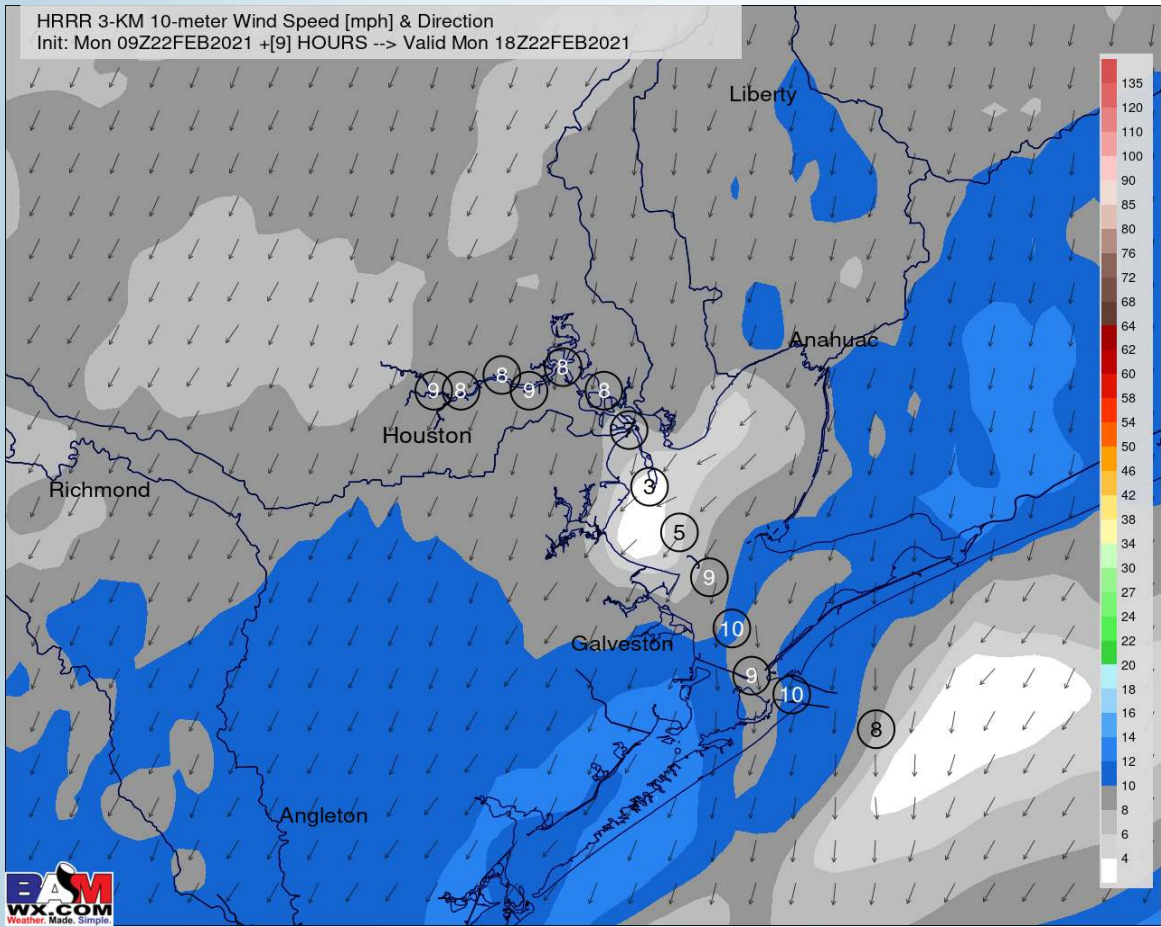
- As our cold front continues to pass early this morning, the rest of the day will be dry.
- Winds with the front will flip back to Northerly, sustained 13-18 MPH with gusts 18-23 MPH right as the front passes and then will gradually diminish as the day goes on into the PM hours.
- Highs on Monday look to sit in the lower 60s.
- *No fog is anticipated on the day Monday going forward mid to late AM to the PM hours.*

Simulated Radar Snapshot (12 PM CT)

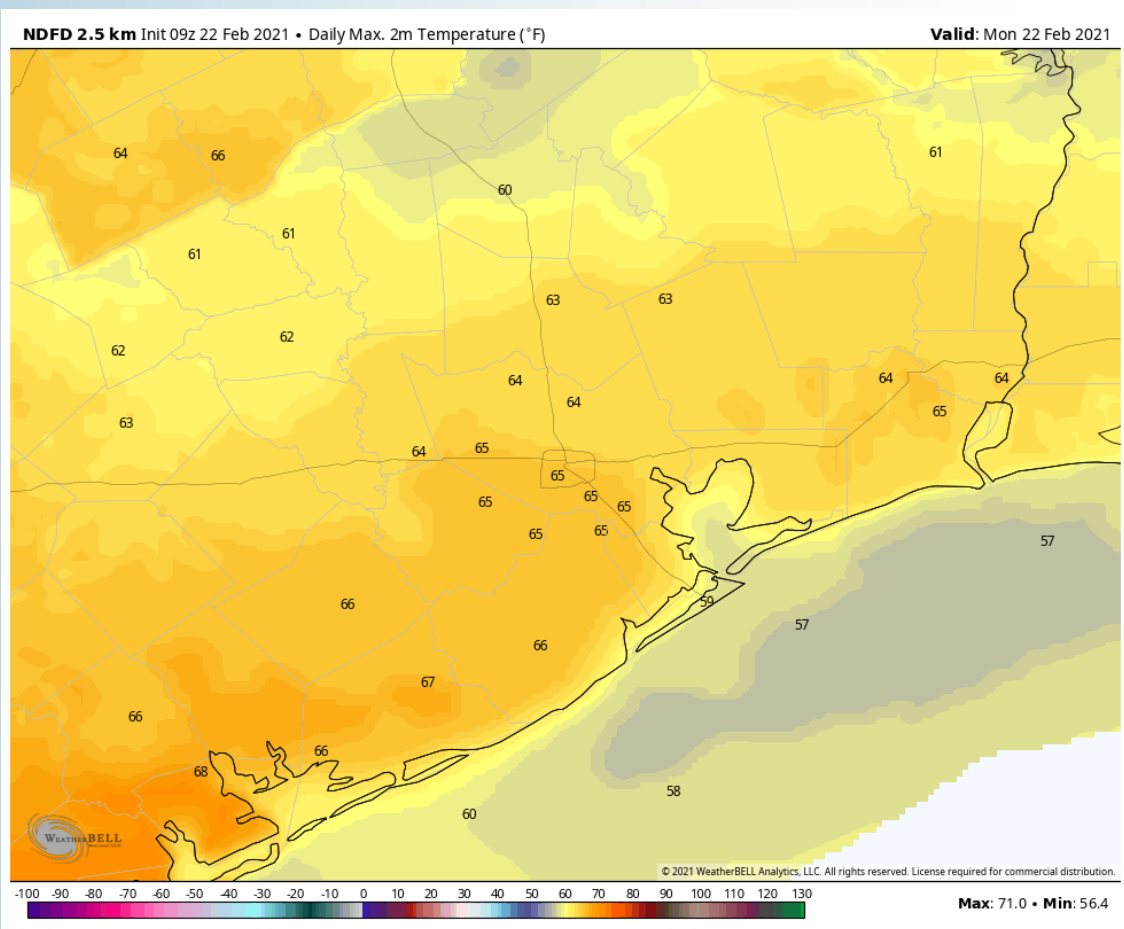


Monday, February 22nd, 2021

Sustained Winds (12 PM CT)



High Temperatures Monday

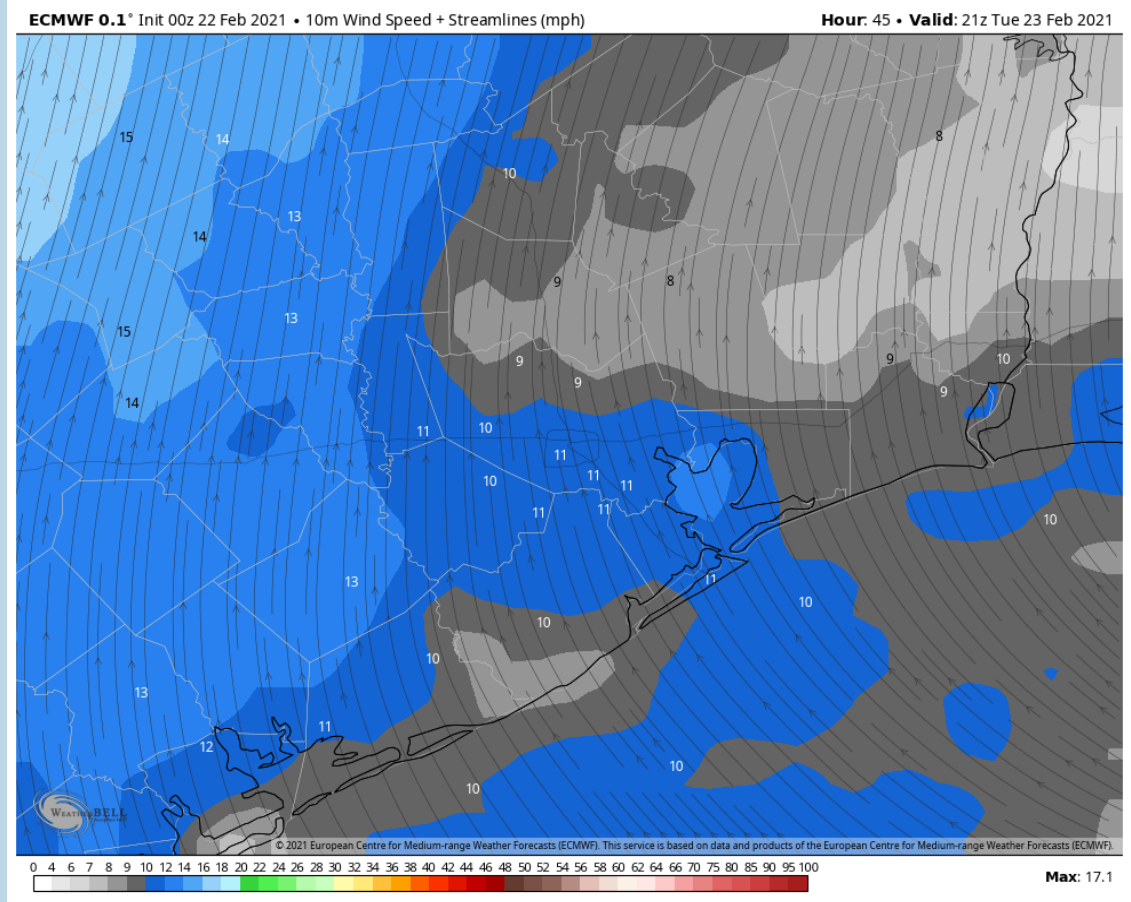


Short-Term Forecast Discussion

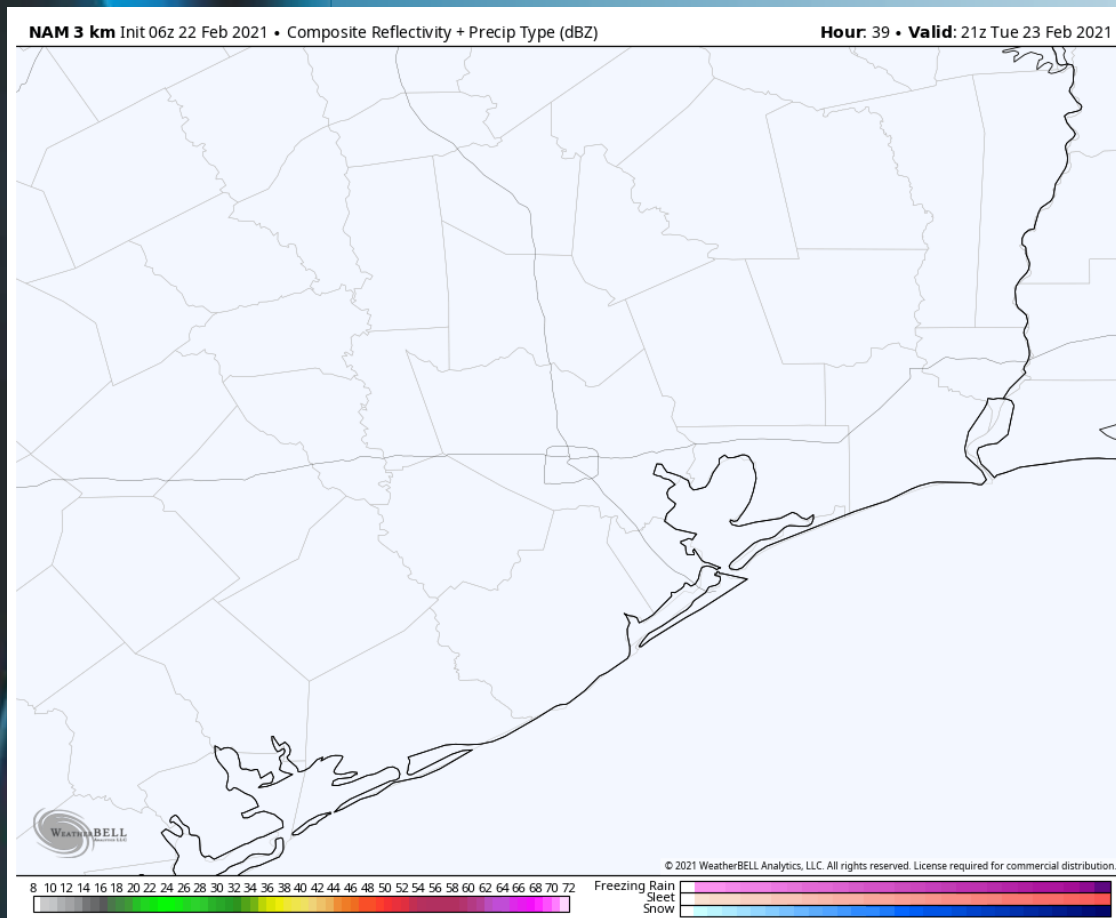
- Not favoring precip on Tuesday.
- Tuesday morning our winds will shift back SE and continue onshore throughout the day. Sustained winds 5 – 10 MPH with a few gusts higher will be possible.
- Highs on Tuesday look to be in the mid 60s across the area.
- *Not anticipating fog for Tuesday right now (locations a county west of the Boarding Stations/Metro have a higher potential for fog).*

Tuesday, February 23rd, 2021

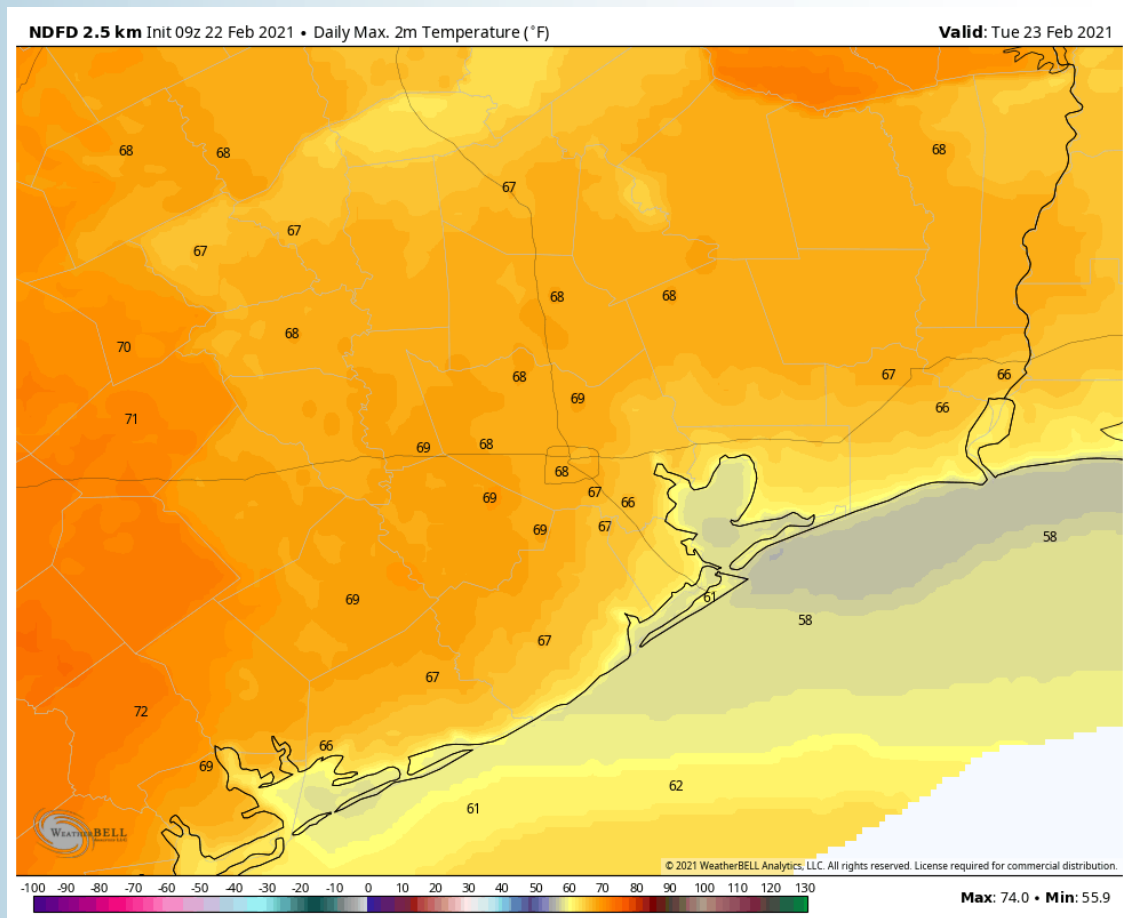
Sustained Winds (3 PM CT)



Simulated Radar Snapshot (3 PM CT)



High Temperatures Tuesday

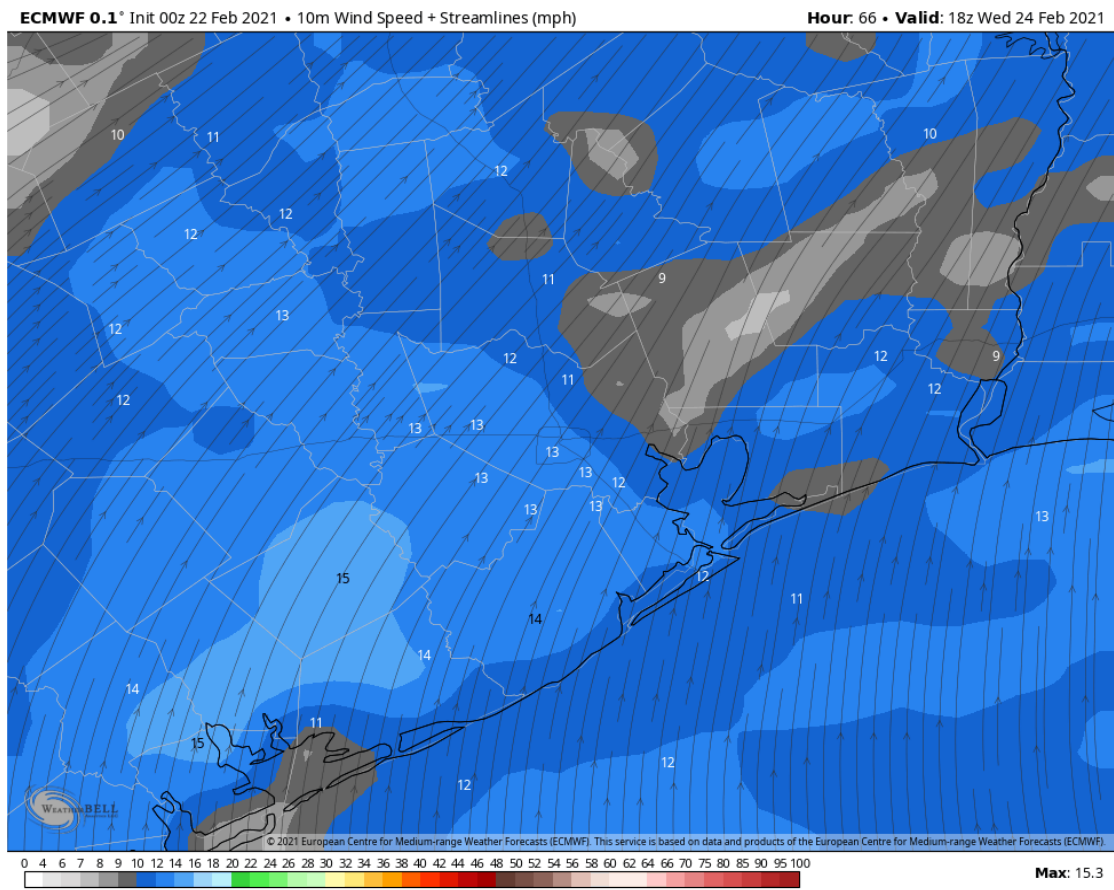


Short-Term Forecast Discussion

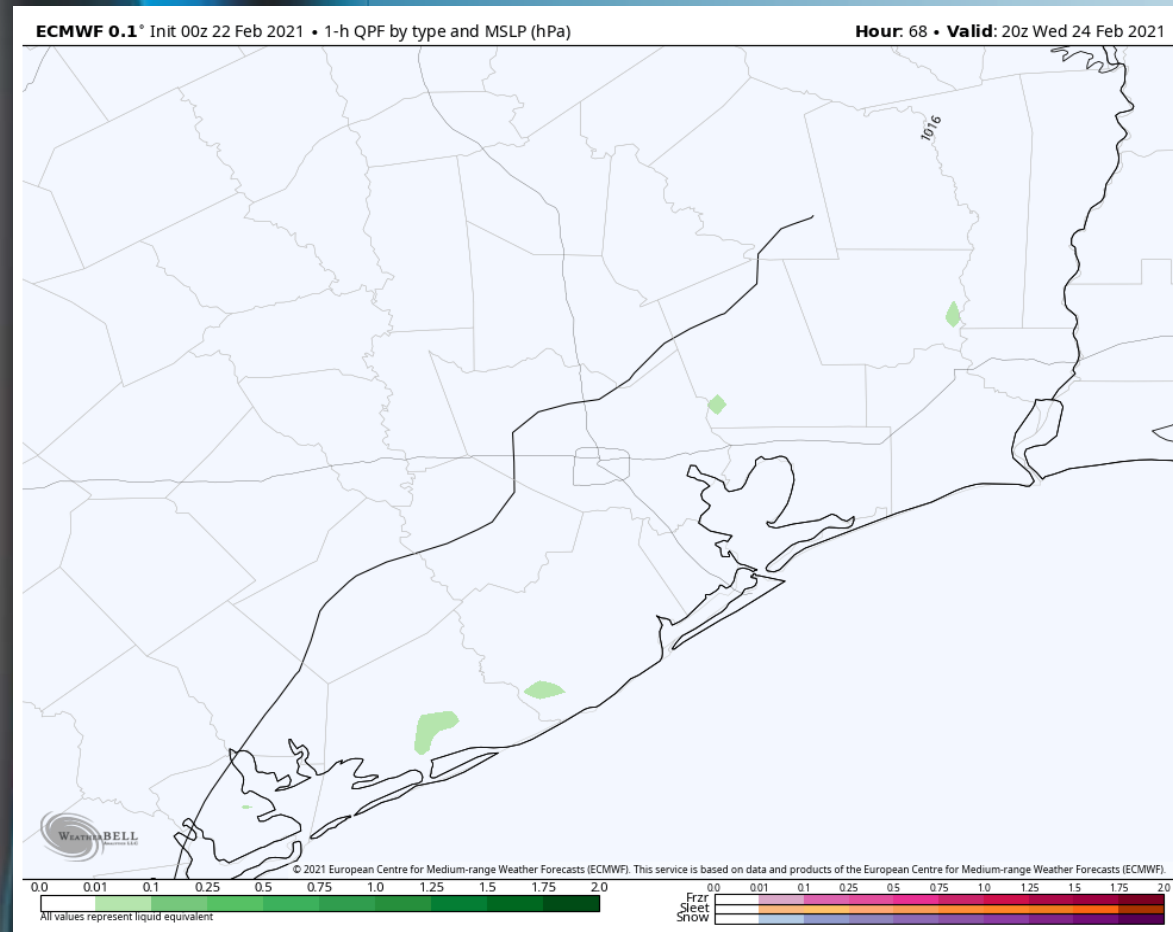
- Wednesday is anticipated to still be an overall drier day, with an isolated 10/20% chance for a light shower after noon through the evening hours.
- Winds shift from the South to Southwest on Wednesday, sustained around 7-13 MPH, with a gust possible up to 15-20 MPH.
- Highs on Wednesday look to rise into the lower 70s.
- *No fog is anticipated on the day Wednesday at this distance.*

Wednesday, February 24th, 2021

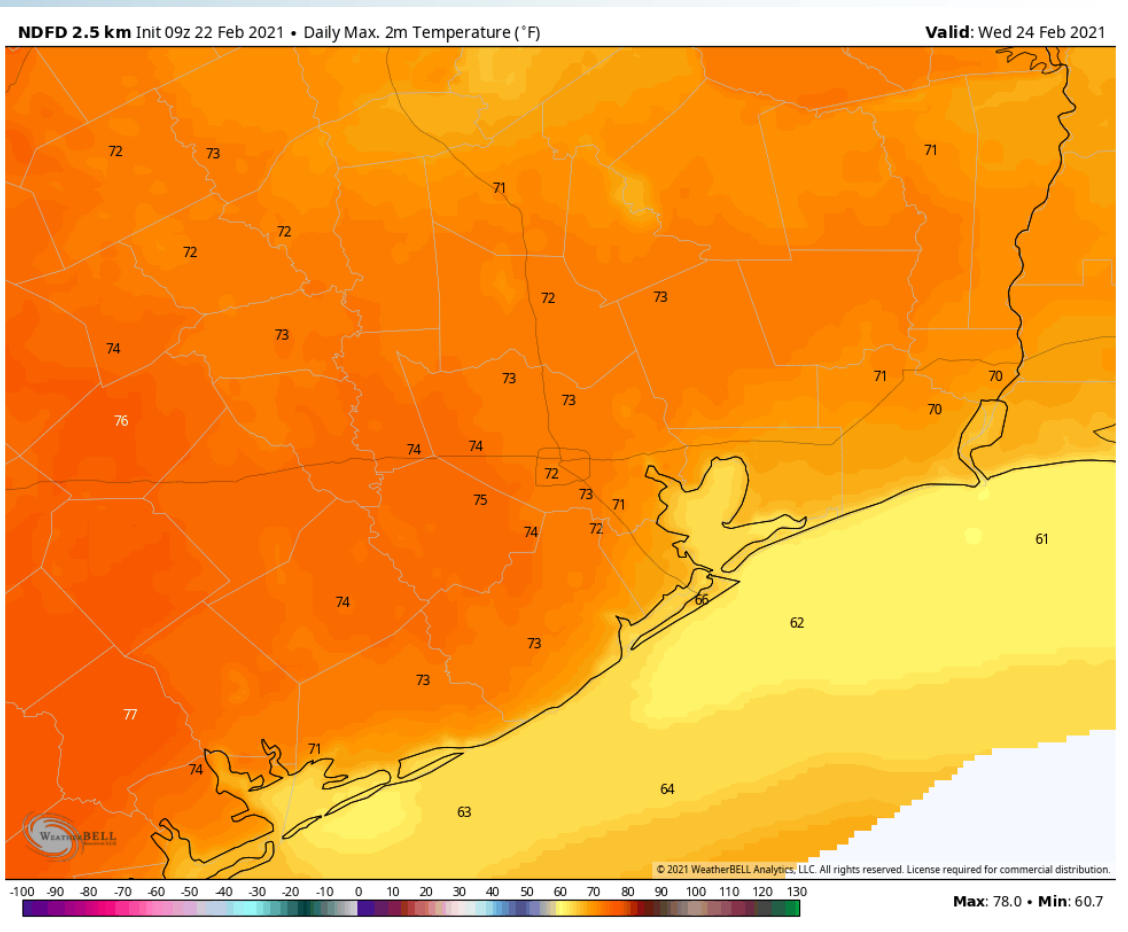
Sustained Winds (12 PM CT)



Simulated Radar Snapshot (2 PM CT)



High Temperatures Wednesday



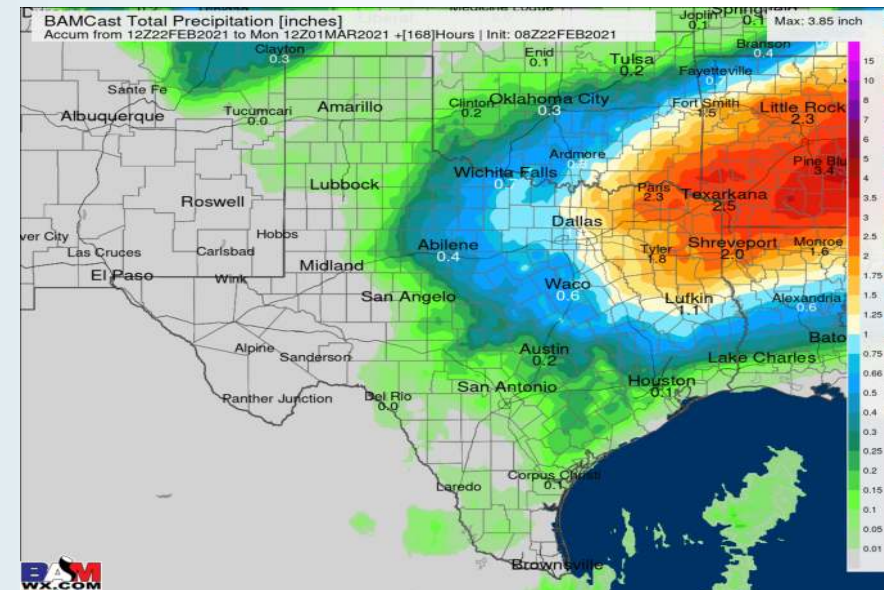
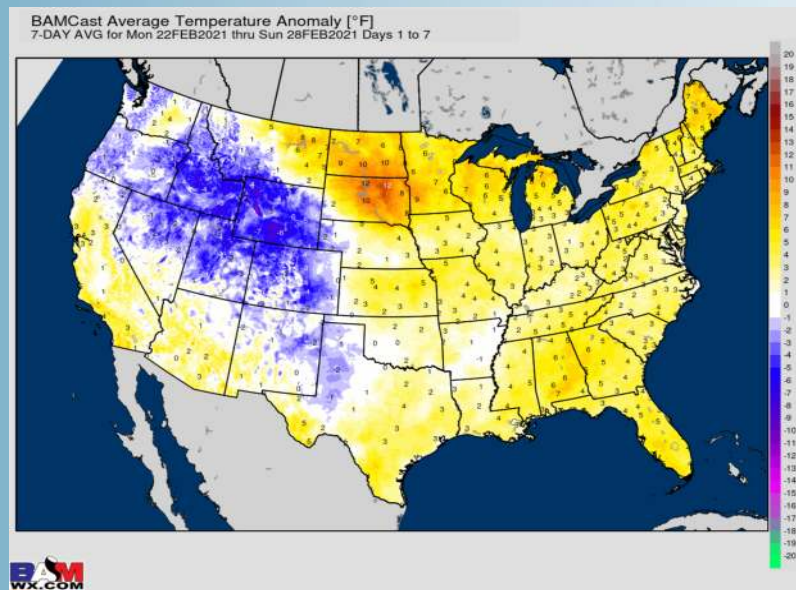
Week 1 Forecast

Long-Range Forecast Discussion

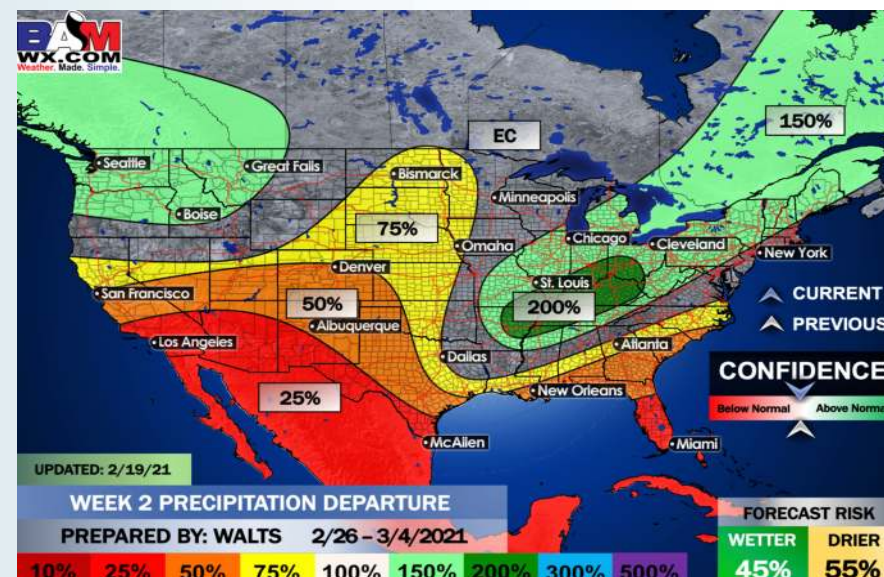
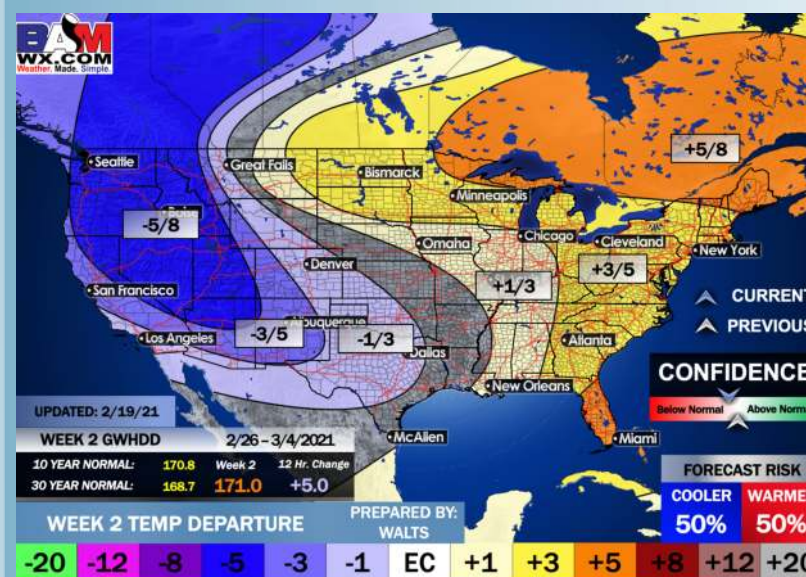
➤ The coldest days of the winter are behind us, as we are anticipating the next several days to feature highs in the 60s to 70s and lows in the mid 50s. Rain chances will return mid to late week.

➤ Week 2 we are expecting to be right around normal to slightly above normal temp wise, but also drier than normal.

➤ Into March we are favoring near normal temps for Texas and below normal precip as the upper air pattern does not look super favorable for precip.



Week 2 Forecast



Weeks 3/4 Forecast

