

Updated: 5:30 PM CT Tuesday, January 19, 2021

➤ **As always, please do not hesitate to reach out to us with any forecast questions via the chat option on the Weather Porthole or our on call number, (317)-560-8122 press 1 for forecast questions.**



Visibility Report

Tuesday, January 19, 2021

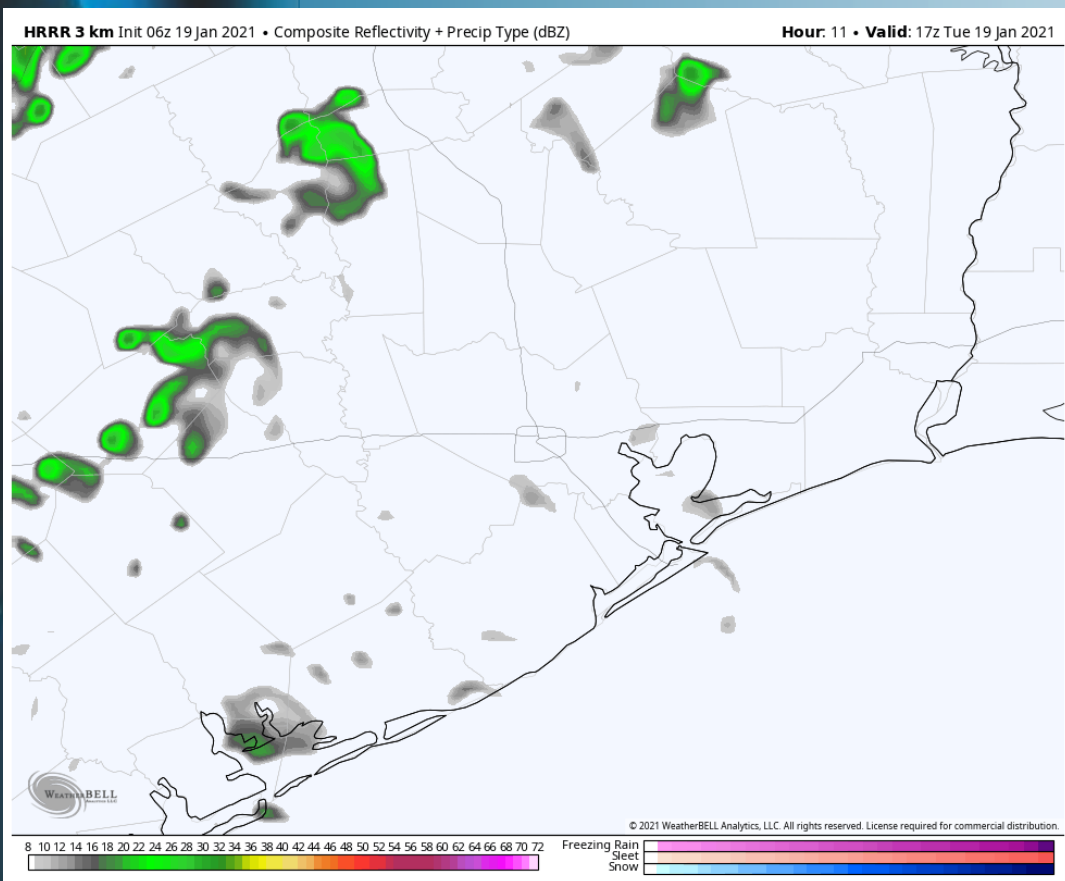
HOURLY VISIBILITY BREAKDOWN (in miles)

Time	01-19-2021 Tue 3am	01-19-2021 Tue 4am	01-19-2021 Tue 5am	01-19-2021 Tue 6am	01-19-2021 Tue 7am	01-19-2021 Tue 8am	01-19-2021 Tue 9am	01-19-2021 Tue 10am	01-19-2021 Tue 11am	01-19-2021 Tue 12pm	01-19-2021 Tue 1pm	01-19-2021 Tue 2pm	01-19-2021 Tue 3pm	01-19-2021 Tue 4pm	01-19-2021 Tue 5pm	01-19-2021 Tue 6pm	01-19-2021 Tue 7pm	01-19-2021 Tue 8pm	01-19-2021 Tue 9pm	01-19-2021 Tue 10pm	01-19-2021 Tue 11pm	01-19-2021 Wed 12am	01-20-2021 Wed 1am	01-20-2021 Wed 2am	01-20-2021 Wed 3am	01-20-2021 Wed 4am	01-20-2021 Wed 5am	01-20-2021 Wed 6am	01-20-2021 Wed 7am	01-20-2021 Wed 8am	01-20-2021 Wed 9am	01-20-2021 Wed 10am	01-20-2021 Wed 11am	01-20-2021 Wed 12pm	01-20-2021 Wed 1pm	01-20-2021 Wed 2pm	
Houston Pilots A - 1 & 2 Bravo	10.00	10.00	10.00	10.00	10.00	10.00	10.00	10.00	10.00	10.00	10.00	10.00	10.00	10.00	10.00	10.00	8.03	8.00	8.00	8.00	8.00	8.00	8.00	8.00	8.00	8.00	8.00	8.75	9.03	9.03	8.00	8.55	9.03	9.03	9.03	9.03	9.03
Houston Pilots B - 11/12	10.00	10.00	10.00	10.00	10.00	10.00	10.00	10.00	10.00	10.00	10.00	10.00	10.00	10.00	10.00	10.00	8.03	8.00	8.00	8.00	8.00	8.00	8.00	8.00	8.00	8.00	8.00	8.00	8.00	8.00	8.00	9.03	9.03	9.03	9.03	9.03	9.03
Houston Pilots C - 25/26	10.00	10.00	10.00	10.00	10.00	10.00	10.00	10.00	10.00	10.00	10.00	10.00	10.00	10.00	10.00	10.00	8.03	8.00	8.00	8.00	8.00	8.00	8.00	8.00	8.00	8.00	8.00	8.00	8.00	8.00	8.00	9.03	9.03	9.03	9.03	9.03	9.03
Houston Pilots D - 37/38	10.00	10.00	10.00	10.00	10.00	10.00	10.00	10.00	10.00	10.00	10.00	10.00	10.00	10.00	10.00	10.00	8.45	8.00	8.00	8.00	8.00	8.00	8.00	8.00	8.00	8.00	8.00	8.00	8.00	8.00	8.45	9.03	9.03	9.03	9.03	9.03	9.03
Houston Pilots E - 51/52	10.00	10.00	10.00	10.00	10.00	10.00	10.00	10.00	10.00	10.00	10.00	10.00	10.00	10.00	10.00	10.00	8.99	8.00	8.00	8.00	8.00	8.00	8.00	8.00	8.00	8.00	8.00	8.00	8.00	8.00	8.00	9.03	9.03	9.03	10.00	10.00	10.00
Houston Pilots F - 63/64	10.00	10.00	10.00	10.00	10.00	10.00	10.00	10.00	10.00	10.00	10.00	10.00	10.00	10.00	10.00	10.00	8.99	9.03	8.00	8.00	8.00	8.00	8.00	8.00	8.00	8.00	8.00	8.00	8.00	8.00	9.03	9.03	10.00	10.00	10.00	10.00	
Houston Pilots G - 75/76	10.00	10.00	10.00	10.00	10.00	10.00	10.00	10.00	10.00	10.00	10.00	10.00	10.00	10.00	10.00	10.00	8.99	9.03	8.00	8.00	8.00	8.00	8.00	8.00	8.00	8.00	8.00	8.00	8.00	8.00	9.03	9.03	10.00	10.00	10.00	10.00	
Houston Pilots H - Morgans Point	10.00	10.00	10.00	10.00	10.00	9.00	10.00	10.00	10.00	10.00	10.00	10.00	10.00	10.00	10.00	10.00	9.49	9.50	8.93	7.96	7.50	7.07	6.60	6.17	6.17	5.71	4.92	4.92	4.64	5.10	6.10	7.64	10.00	10.00	10.00	10.00	
Houston Pilots I - Exxon 3	10.00	10.00	10.00	10.00	10.00	9.00	10.00	10.00	10.00	10.00	10.00	10.00	10.00	10.00	10.00	10.00	10.00	10.00	10.00	7.92	6.89	5.93	4.90	3.94	3.94	2.91	1.16	1.16	0.52	0.28	2.51	5.93	7.92	10.00	10.00	10.00	
Houston Pilots J - Lynchburg Ferries	10.00	10.00	10.00	10.00	10.00	9.00	10.00	10.00	10.00	10.00	10.00	10.00	10.00	10.00	10.00	10.00	9.81	9.80	9.80	7.94	7.18	6.47	5.71	5.36	5.01	4.24	3.23	2.95	2.48	2.58	4.22	6.75	8.98	10.00	10.00	10.00	
Houston Pilots K - Shell Crude	10.00	10.00	10.00	10.00	10.00	9.00	10.00	10.00	10.00	10.00	10.00	10.00	10.00	10.00	10.00	10.00	10.00	10.00	10.00	7.92	6.89	5.93	4.90	4.53	4.31	2.91	1.48	1.27	0.52	0.28	2.51	5.93	7.92	10.00	10.00	10.00	
Houston Pilots L - Greens Bayou	10.00	10.00	10.00	10.00	10.00	9.00	10.00	10.00	10.00	10.00	10.00	10.00	10.00	10.00	10.00	10.00	10.00	10.00	10.00	7.92	6.89	5.93	4.90	4.65	4.90	2.91	2.24	1.68	0.52	0.28	2.51	5.93	7.92	10.00	10.00	10.00	
Houston Pilots M - Kinder 1	10.00	10.00	10.00	10.00	10.00	9.13	10.00	10.00	10.00	10.00	10.00	10.00	10.00	10.00	10.00	10.00	10.00	10.00	10.00	7.92	6.89	6.57	4.90	4.90	4.90	2.91	2.91	2.56	0.52	0.28	2.48	5.93	8.05	10.00	10.00	10.00	
Houston Pilots N - 610 Bridge	10.00	10.00	10.00	10.00	10.00	10.00	10.00	10.00	10.00	10.00	10.00	10.00	10.00	10.00	10.00	10.00	10.00	10.00	10.00	7.92	6.89	6.89	4.90	4.90	4.90	2.91	2.91	2.91	0.52	0.28	2.51	5.93	9.03	10.00	10.00	10.00	

Short-Term Forecast Discussion

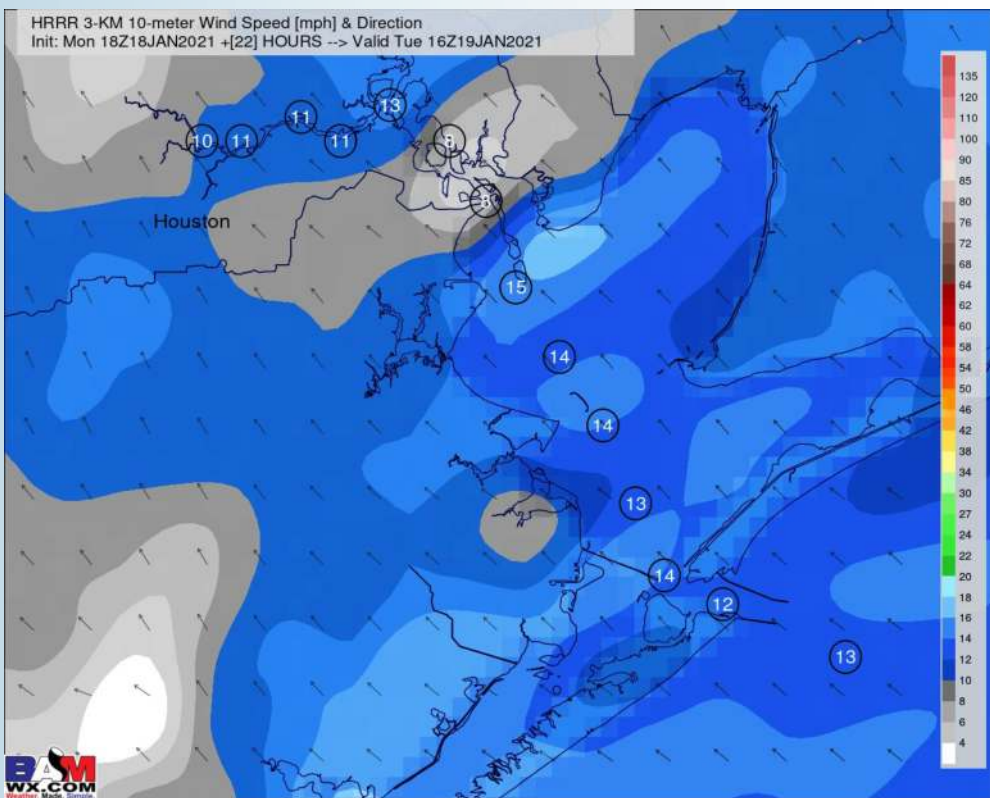
- Today could have a few isolated light showers chances that carry over from MON effecting all stations. Rain chances end around the 11AM timeframe.
- Winds will be out of the SE at 10-15 MPH south of Morgan's point with winds 5-10 MPH to the north. ~10-11 AM winds will increase to 10-15 MPH for all stations. Around 5-6 PM winds will drop to 3-8 MPH. Gust will be 10-20 MPH until ~5-7 PM. Around the 7-9 PM timeframe winds will shift E/NE.
- High temperatures will be low 70s inland and low 60s for the boarding station.
 - Fog is not anticipated today

Simulated Radar Snapshot (11 AM CT)

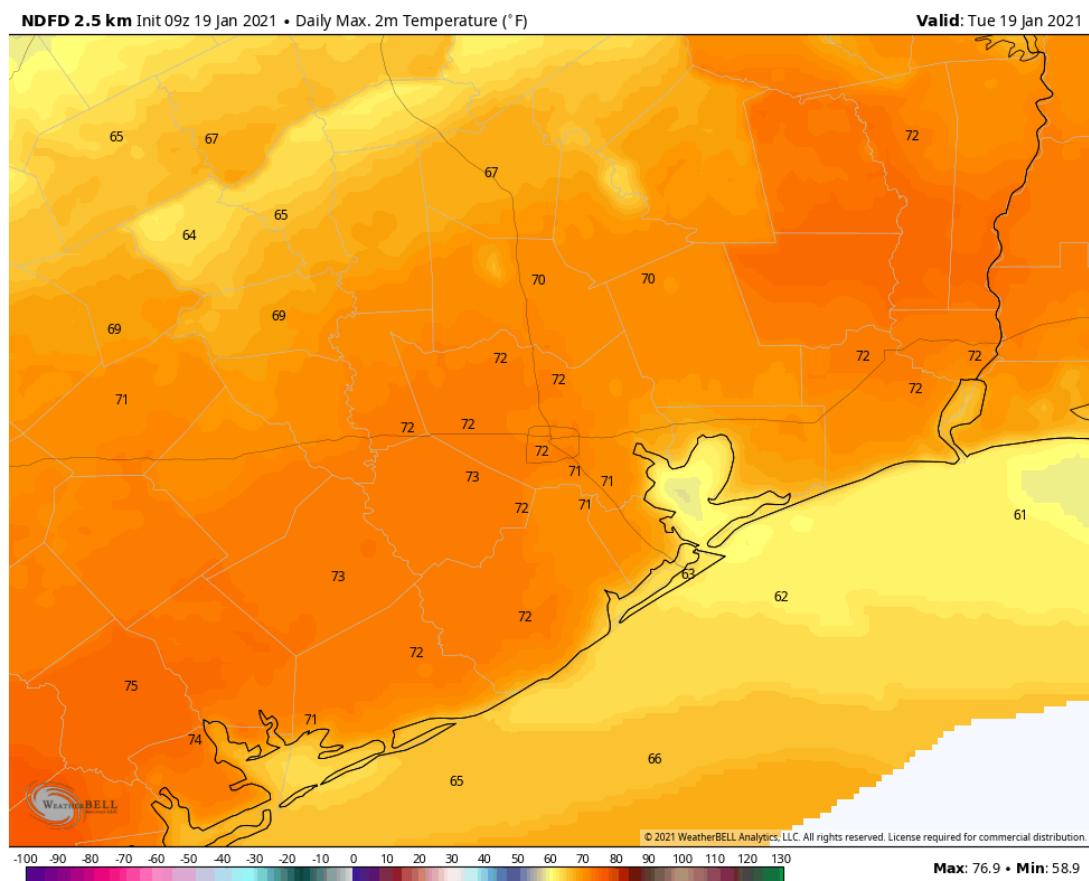


Tuesday, January 19th, 2021

Sustained Winds (12 PM CT)



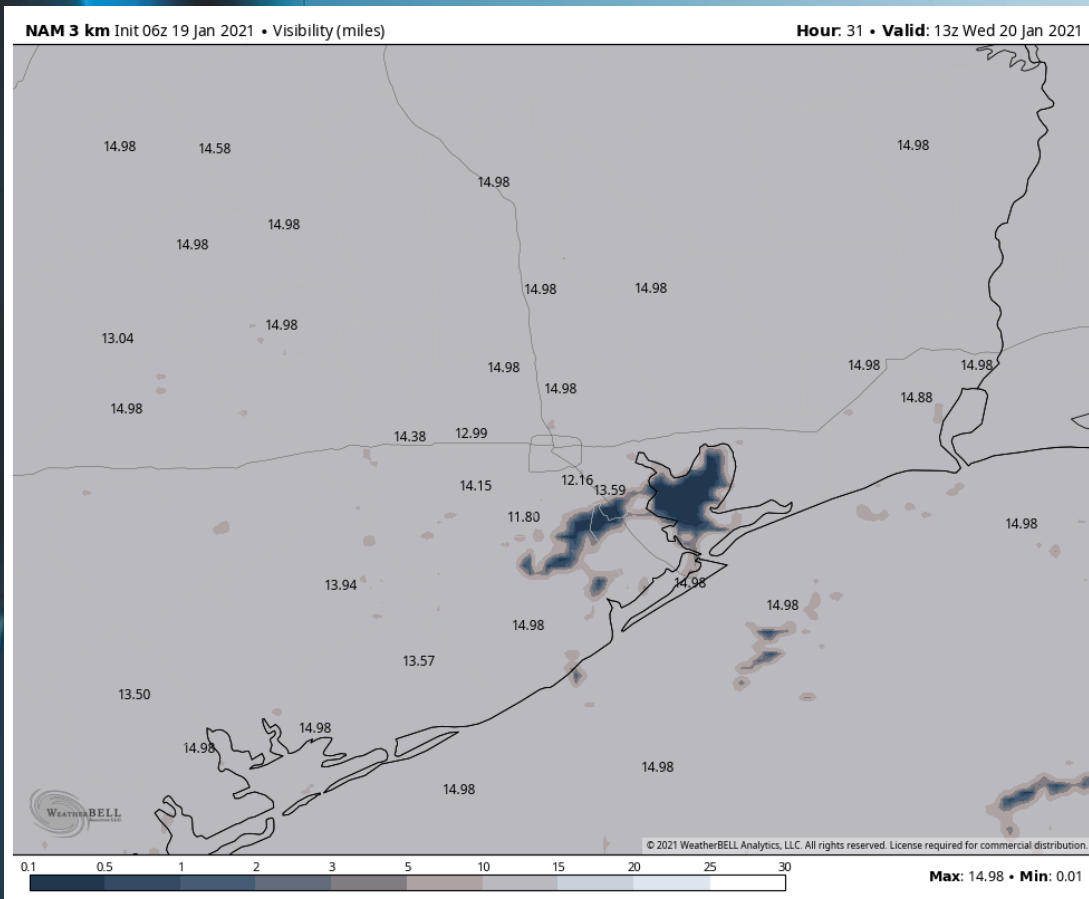
High Temperatures Today



Short-Term Forecast Discussion

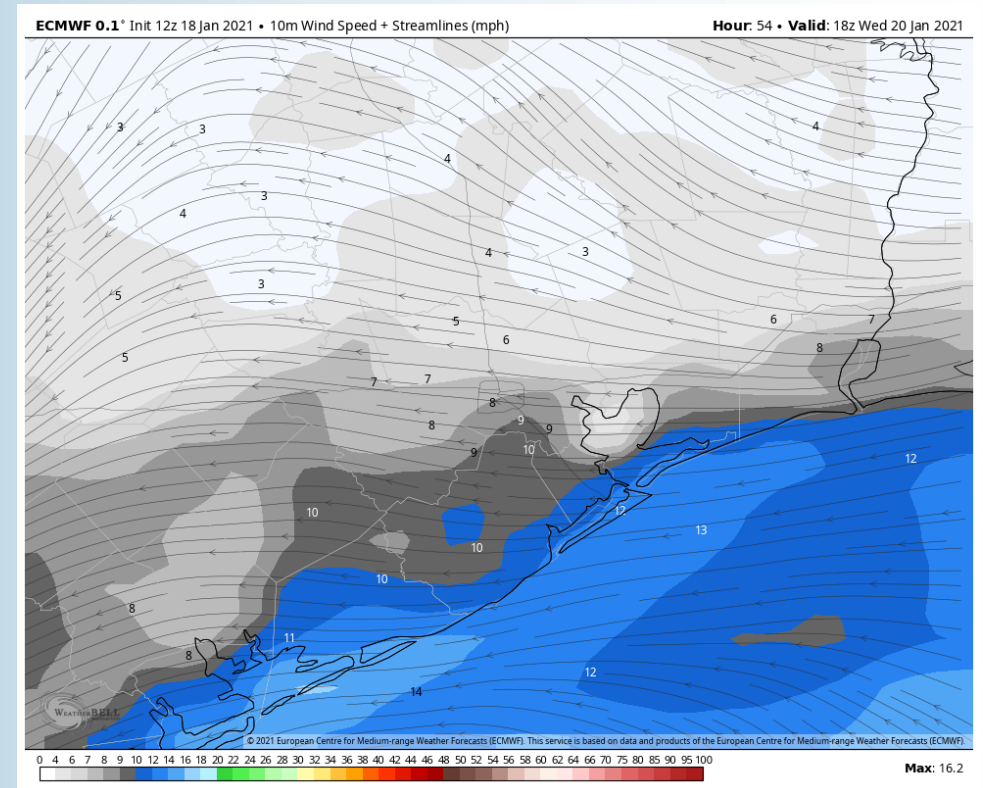
- **Scattered light rain in the morning effecting all stations to ~6AM with an iso sprinkle after possible.**
- **Winds will be out of the E/NE with Morgan's point and points south will be at 10-15 MPH while points north will be at 5-10 MPH. Around the 4 – 6PM winds will shift SE.**
- **High temperature will be in the mid 60s**
- **Fog is possible WED morning from 1-9AM for stations north of Morgan's Point**

Visibilities (6 AM CT)

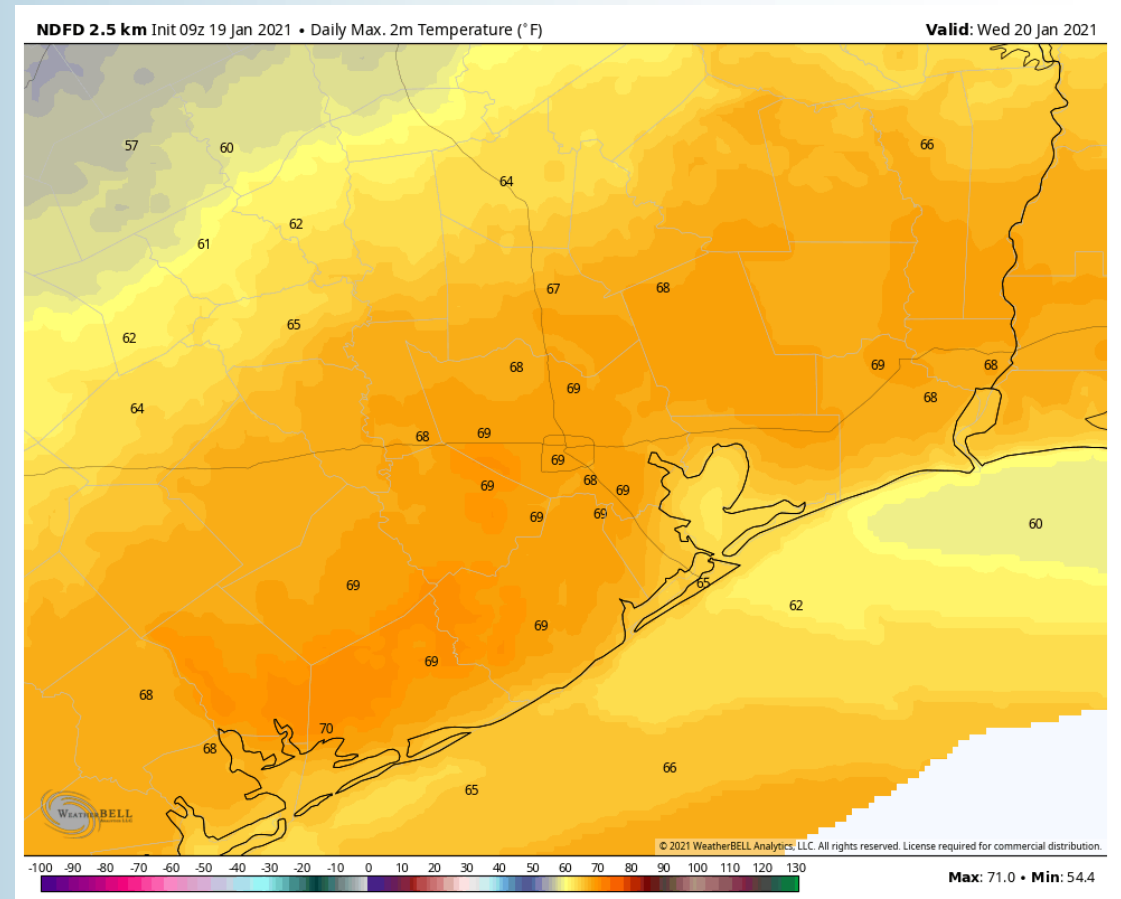


Wednesday, January 20th, 2021

Sustained Winds (12 PM CT)



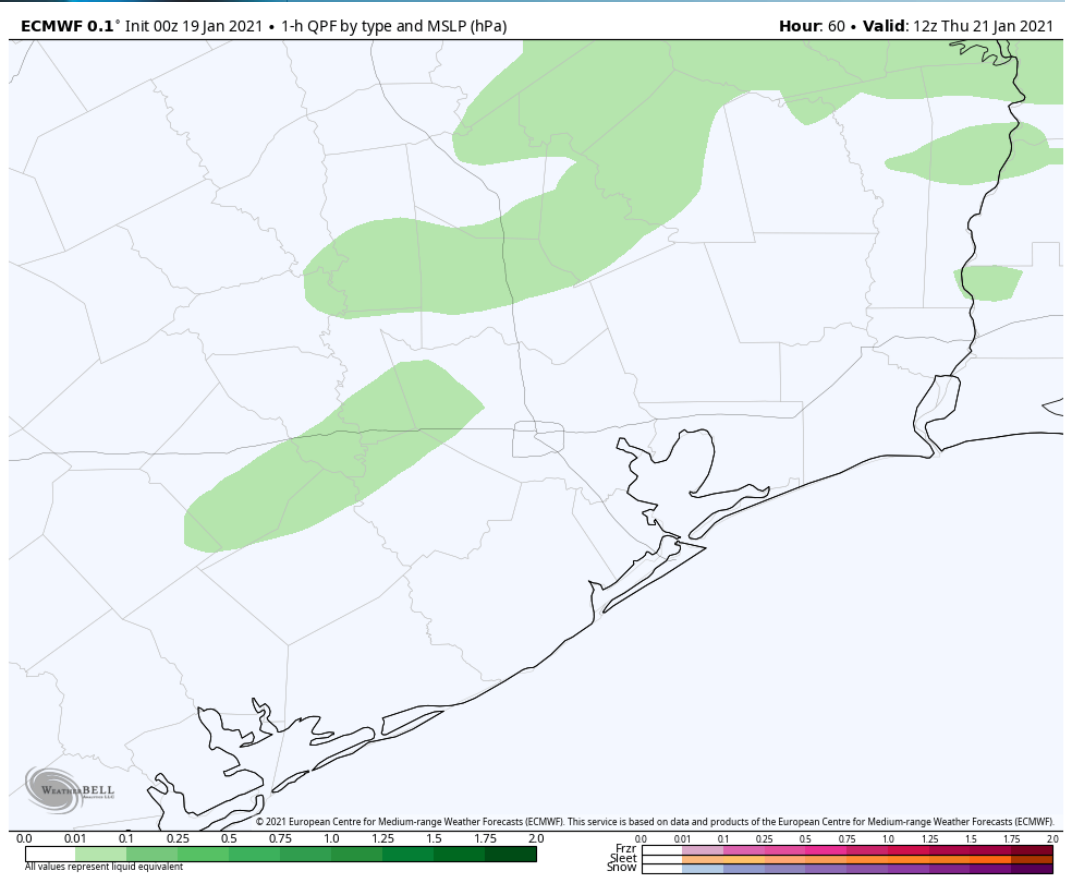
High Temperatures Wednesday



Short-Term Forecast Discussion

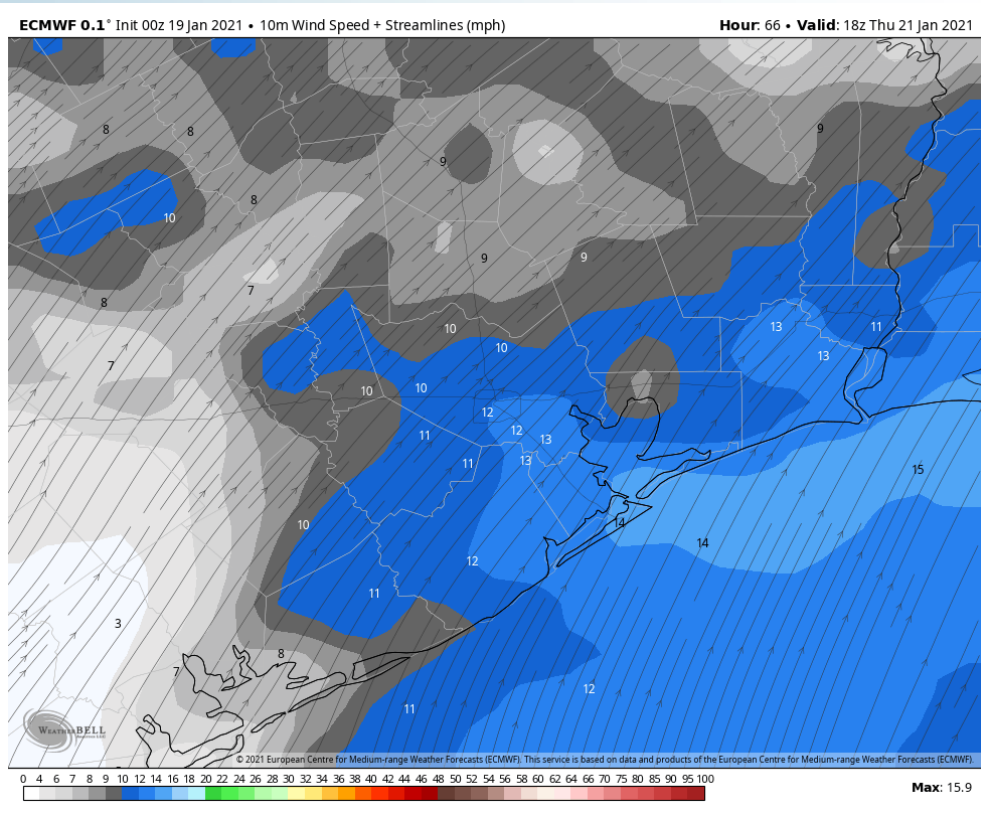
- Thursday has some moisture in the area where a few isolated light showers are possible throughout the day for all stations
- Winds coming from the SE will shift S around 3AM with Points north of Morgan's Point being 5-10 MPH and points south 10-15 MPH. 4-6AM winds will shift SW. All stations increase to 10-15 MPH ~10-11AM and return to 5-10MPH ~5-6PM
- High temperatures for Thursday will be low 70s for bayou and mid 60s over open water.
 - Fog is not expected for Thursday.

Simulated Radar Snapshot (6 AM CT)

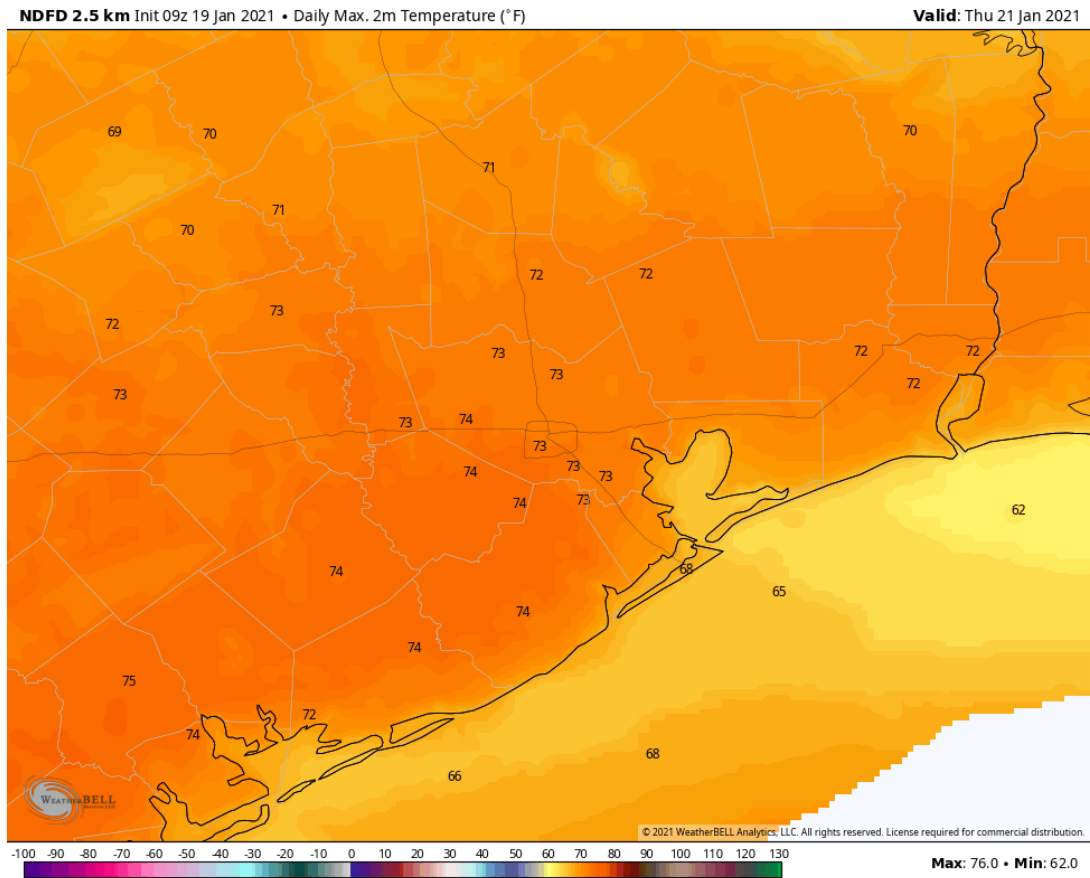


Thursday, January 21st, 2021

Sustained Winds (12 PM CT)



High Temperatures Thursday



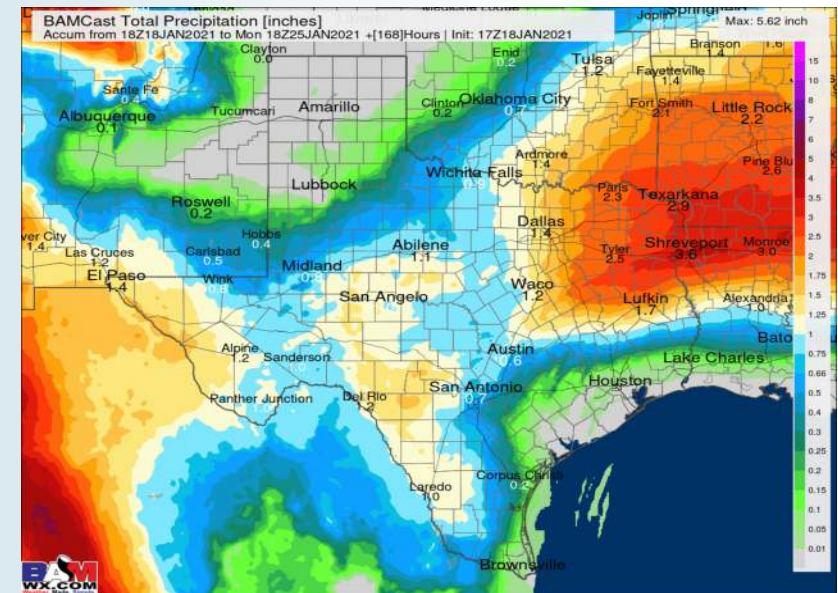
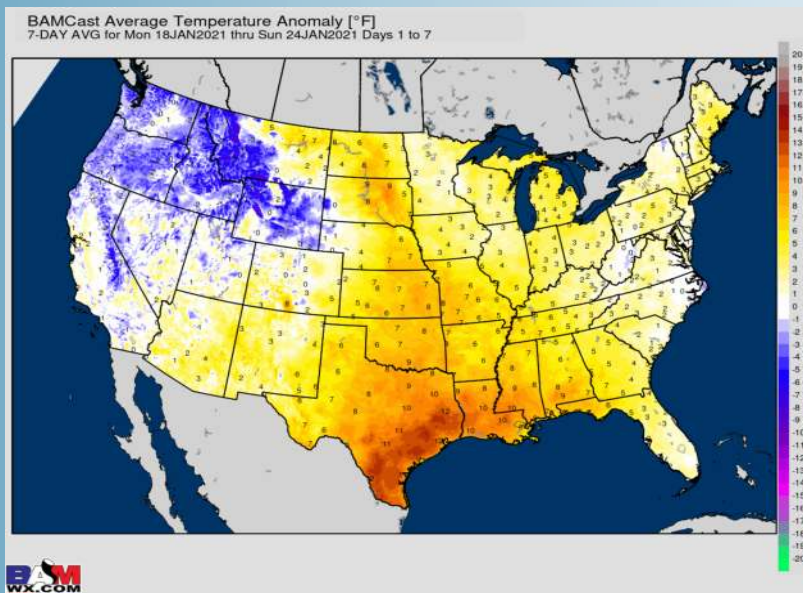
Week 1 Forecast

Long-Range Forecast Discussion

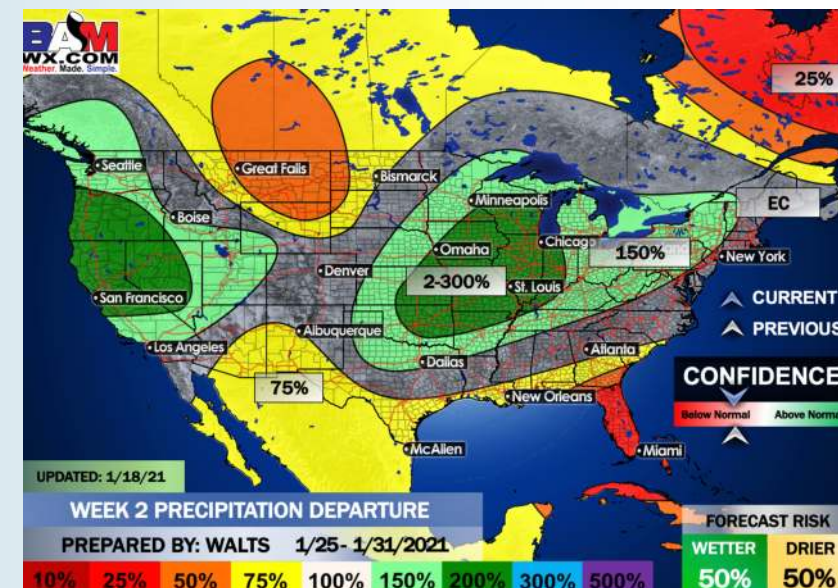
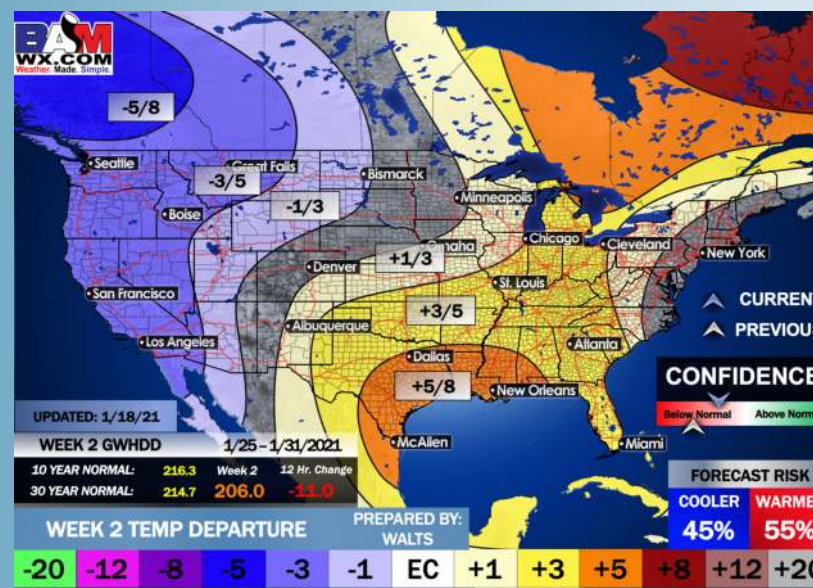
➤ Above normal temperatures in the wake of last weekend's low pressure system are anticipated for most of the week. Mostly dry conditions are anticipated this week with chances near the WED-THUR timeframe.

➤ Our latest favored week 2 guidance features the Houston area at above normal temps and below normal precipitation.

➤ Our latest weeks $\frac{3}{4}$ outlooks feature the Houston area with above normal temperatures and slightly below normal precipitation.



Week 2 Forecast



Weeks 3/4 Forecast

