

Updated: 12:00 PM CT Tuesday, January 5, 2021

➤ As always, please do not hesitate to reach out to us with any forecast questions via the chat option on the Weather Porthole or our on call number, **(317)-560-8122** press 1 for forecast questions.



Visibility Report

Tuesday, January 5, 2021

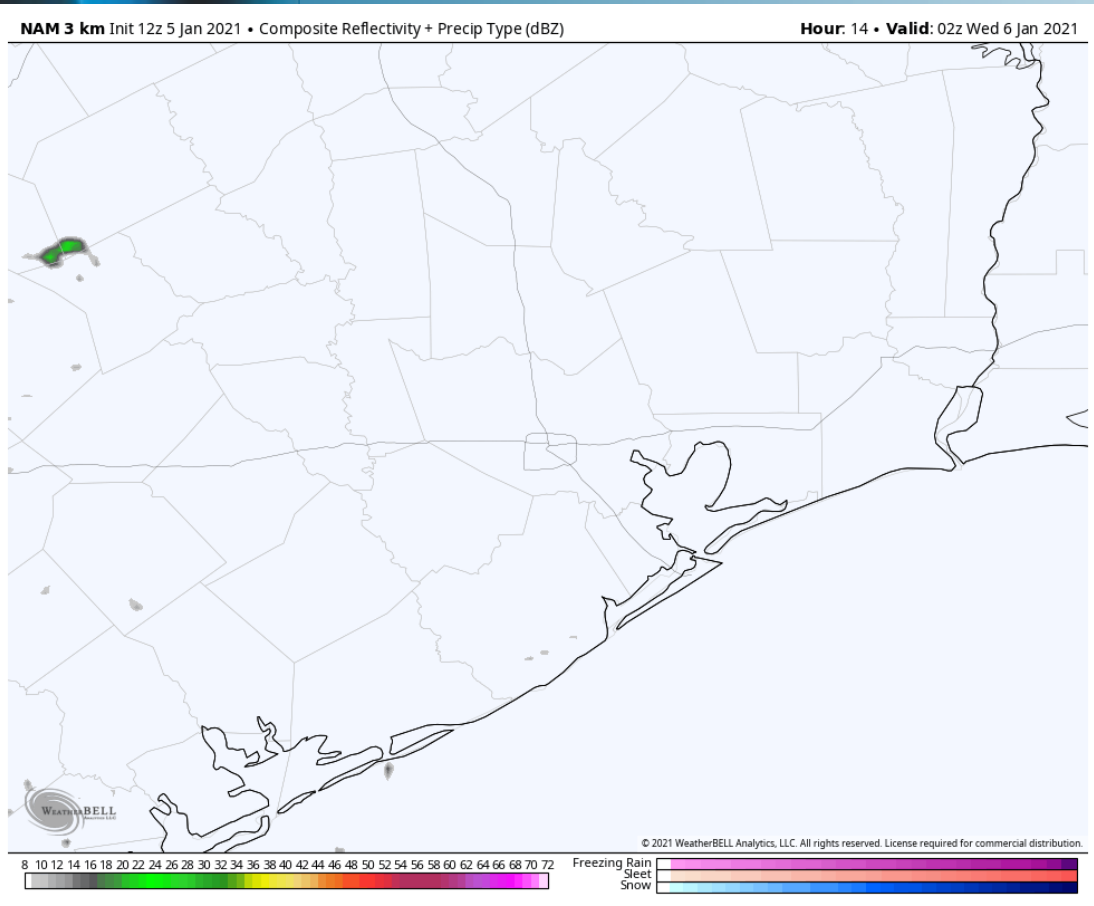
HOURLY VISIBILITY BREAKDOWN (in miles)

Time	01-05-2021 Tue 10am	01-05-2021 Tue 11am	01-05-2021 Tue 12pm	01-05-2021 Tue 1pm	01-05-2021 Tue 2pm	01-05-2021 Tue 3pm	01-05-2021 Tue 4pm	01-05-2021 Tue 5pm	01-05-2021 Tue 6pm	01-05-2021 Tue 7pm	01-05-2021 Tue 8pm	01-05-2021 Tue 9pm	01-05-2021 Tue 10pm	01-05-2021 Tue 11pm	01-06-2021 Wed 12am	01-06-2021 Wed 1am	01-06-2021 Wed 2am	01-06-2021 Wed 3am	01-06-2021 Wed 4am	01-06-2021 Wed 5am	01-06-2021 Wed 6am	01-06-2021 Wed 7am	01-06-2021 Wed 8am	01-06-2021 Wed 9am	01-06-2021 Wed 10am	01-06-2021 Wed 11am	01-06-2021 Wed 12pm	01-06-2021 Wed 1pm	01-06-2021 Wed 2pm	01-06-2021 Wed 3pm	01-06-2021 Wed 4pm	01-06-2021 Wed 5pm	01-06-2021 Wed 6pm	01-06-2021 Wed 7pm	01-06-2021 Wed 8pm	01-06-2021 Wed 9pm		
Houston Pilots A - 1 & 2 Bravo	7.92	10.00	10.00	10.00	10.00	10.00	10.00	10.00	10.00	10.00	10.00	9.04	7.92	7.92	9.04	9.04	9.04	9.03	9.03	9.03	9.03	9.03	9.03	9.03	9.03	9.03	8.00	8.00	8.00	6.96	6.96	6.96	8.00	8.00	8.00	6.14	8.99	
Houston Pilots B - 11/12	9.71	10.00	10.00	10.00	10.00	10.00	10.00	10.00	10.00	10.00	10.00	9.04	7.92	7.92	7.92	7.92	9.04	9.03	9.03	9.03	9.03	9.03	9.03	9.03	9.03	9.03	8.00	8.00	8.00	6.96	6.96	6.96	8.00	8.00	8.00	3.98	7.86	
Houston Pilots C - 25/26	10.00	10.00	10.00	10.00	10.00	10.00	10.00	10.00	10.00	10.00	10.00	9.45	7.92	7.92	7.92	7.92	8.84	9.03	9.03	9.03	9.03	9.03	9.03	9.03	9.03	9.03	8.00	8.00	8.00	6.96	6.96	6.96	8.00	8.00	8.00	3.98	6.29	
Houston Pilots D - 37/38	10.00	10.00	10.00	10.00	10.00	10.00	10.00	10.00	10.00	10.00	10.00	10.00	9.04	8.41	9.04	9.04	10.00	9.03	9.03	9.03	9.03	9.03	9.03	9.03	9.03	9.03	8.59	8.00	8.00	7.55	7.55	7.55	8.00	8.00	8.00	3.98	5.01	
Houston Pilots E - 51/52	10.00	10.00	10.00	10.00	10.00	10.00	10.00	10.00	10.00	10.00	10.00	10.00	9.58	9.04	9.09	9.51	10.00	9.03	9.03	9.03	9.03	9.03	9.03	9.03	9.03	9.03	9.03	8.00	8.00	8.00	8.00	8.00	8.00	8.00	8.00	8.00	6.02	5.01
Houston Pilots F - 63/64	10.00	10.00	10.00	10.00	10.00	10.00	10.00	10.00	10.00	10.00	10.00	10.00	10.00	10.00	10.00	10.00	9.03	9.03	9.03	9.03	9.03	9.03	9.03	9.03	9.03	9.03	9.03	8.02	8.00	8.00	8.00	8.00	8.00	8.00	8.00	7.45	8.03	4.03
Houston Pilots G - 75/76	10.00	10.00	10.00	10.00	10.00	10.00	10.00	10.00	10.00	10.00	10.00	10.00	10.00	10.00	10.00	10.00	9.03	9.03	9.03	9.03	9.03	9.03	9.03	9.03	9.03	9.03	9.03	9.03	8.00	8.00	8.00	8.00	8.00	8.00	8.00	5.51	8.03	5.89
Houston Pilots H - Morgans Point	10.00	10.00	10.00	10.00	10.00	10.00	10.00	10.00	10.00	10.00	10.00	10.00	10.00	10.00	10.00	10.00	9.50	9.50	9.50	9.50	9.50	9.50	9.03	8.07	8.53	9.50	9.50	9.03	8.53	7.62	7.50	7.50	7.50	7.50	8.46	5.69	8.96	8.74
Houston Pilots I - Exxon 3	10.00	10.00	10.00	10.00	10.00	10.00	10.00	10.00	10.00	10.00	10.00	10.00	10.00	10.00	10.00	10.00	10.00	10.00	10.00	10.00	10.00	10.00	9.03	6.89	7.92	10.00	10.00	9.03	7.92	6.89	5.93	6.89	6.89	9.03	10.00	10.00	10.00	
Houston Pilots J - Lynchburg Ferries	10.00	10.00	10.00	10.00	10.00	10.00	10.00	10.00	10.00	10.00	10.00	10.00	10.00	10.00	10.00	10.00	9.80	9.80	9.80	9.80	9.80	9.80	9.64	7.45	8.21	9.80	9.80	9.03	8.21	7.45	6.75	7.18	7.18	8.76	7.85	9.02	9.81	
Houston Pilots K - Shell Crude	10.00	10.00	10.00	10.00	10.00	10.00	10.00	10.00	10.00	10.00	10.00	10.00	10.00	10.00	10.00	10.00	10.00	10.00	10.00	10.00	10.00	10.00	10.00	10.00	10.00	10.00	9.03	7.92	6.89	5.93	6.89	6.89	6.89	9.03	10.00	10.00	10.00	
Houston Pilots L - Greens Bayou	10.00	10.00	10.00	10.00	10.00	10.00	10.00	10.00	10.00	10.00	10.00	10.00	10.00	10.00	10.00	10.00	10.00	10.00	10.00	10.00	10.00	10.00	10.00	10.00	10.00	10.00	9.03	7.92	6.89	5.93	6.89	6.89	6.89	9.24	10.00	10.00	10.00	
Houston Pilots M - Kinder 1	10.00	10.00	10.00	10.00	10.00	10.00	10.00	10.00	10.00	10.00	10.00	10.00	10.00	10.00	10.00	10.00	10.00	10.00	10.00	10.00	10.00	10.00	10.00	10.00	10.00	10.00	9.03	7.92	6.89	5.93	6.89	6.89	6.89	10.00	10.00	10.00	10.00	
Houston Pilots N - 610 Bridge	10.00	10.00	10.00	10.00	10.00	10.00	10.00	10.00	10.00	10.00	10.00	10.00	10.00	10.00	10.00	10.00	10.00	10.00	10.00	10.00	10.00	10.00	10.00	10.00	10.00	10.00	9.03	7.92	6.89	5.93	6.89	6.89	6.89	10.00	10.00	10.00	10.00	

Short-Term Forecast Discussion

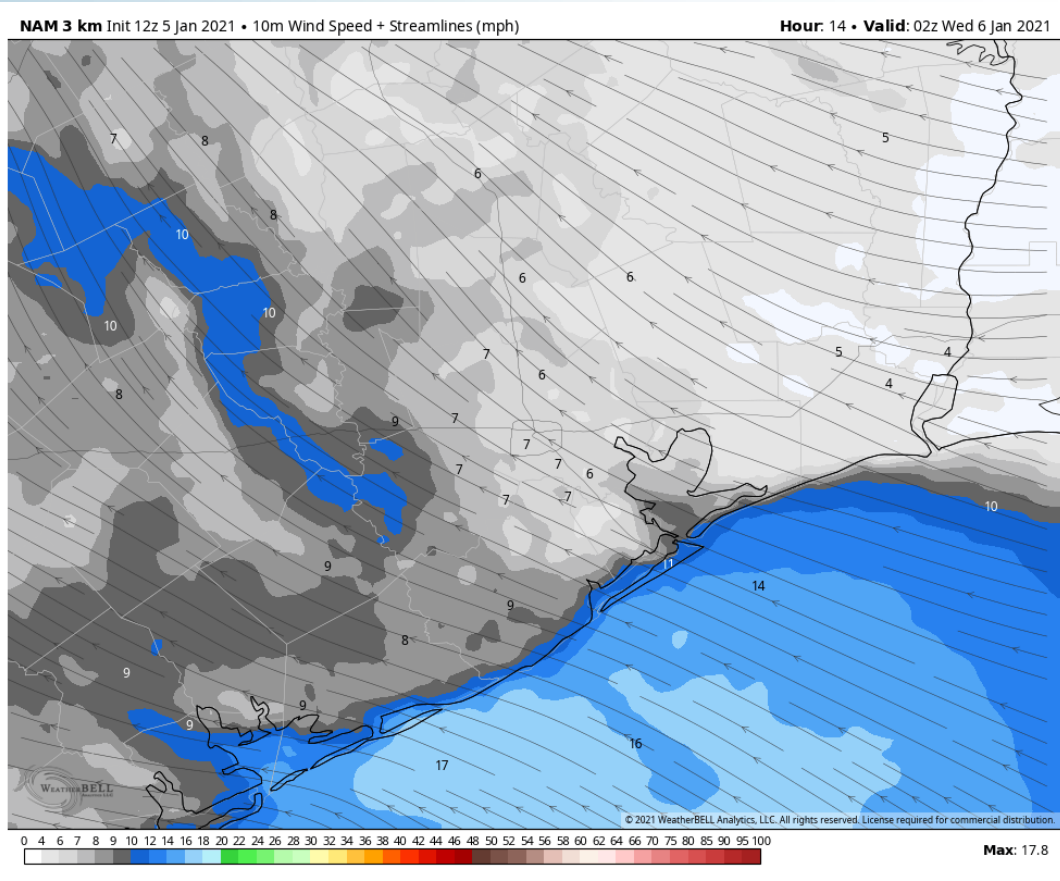
- Today will continue to be dry.
- Winds are out of the SE generally they will be sustained 5-10 MPH with gust 10-15 MPH north of station H, with sustained 10-15 MPH with gusts up to 15-20 MPH near the boarding station
- Low temperatures for tonight will be in the mid 50s inland and upper 50s at the boarding station.
- No fog is expected for the rest of the day

Simulated Radar Snapshot (8 AM CT)

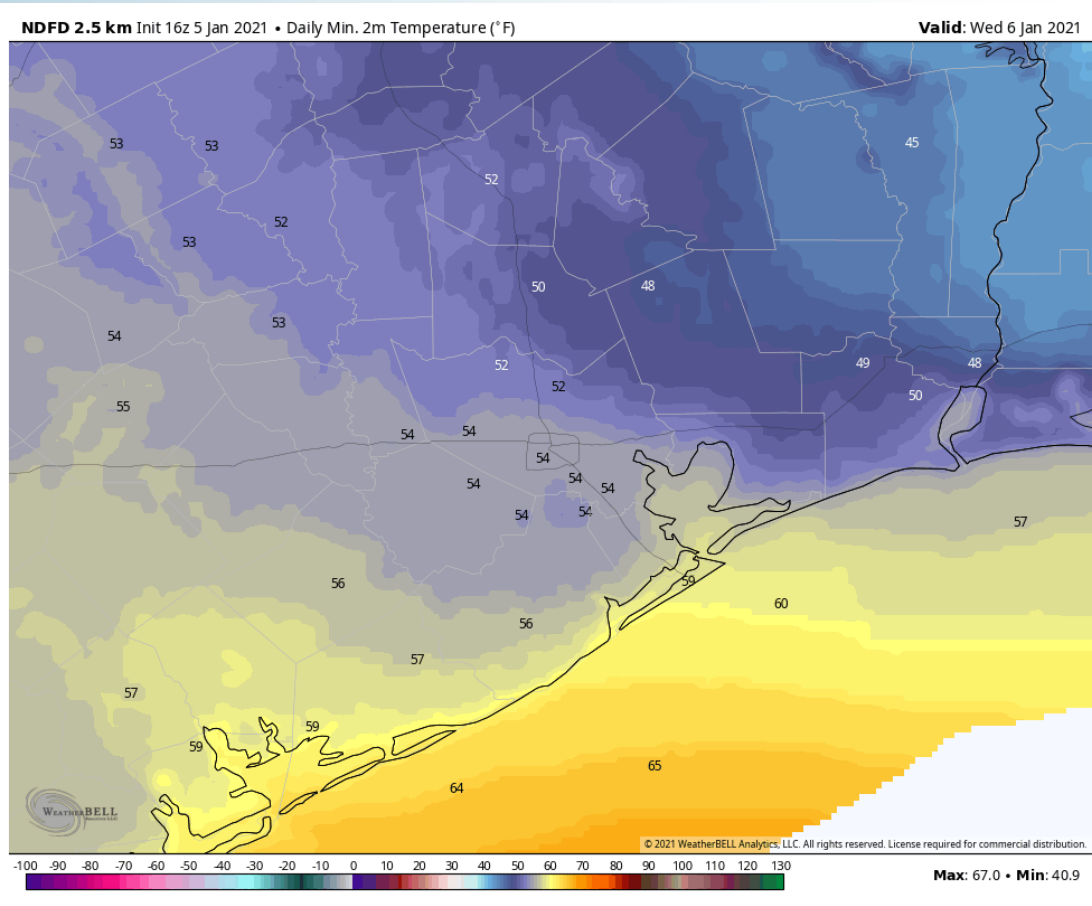


Tuesday, January 5th, 2021

Sustained Winds (8 PM CT)



Low Temperatures Tonight

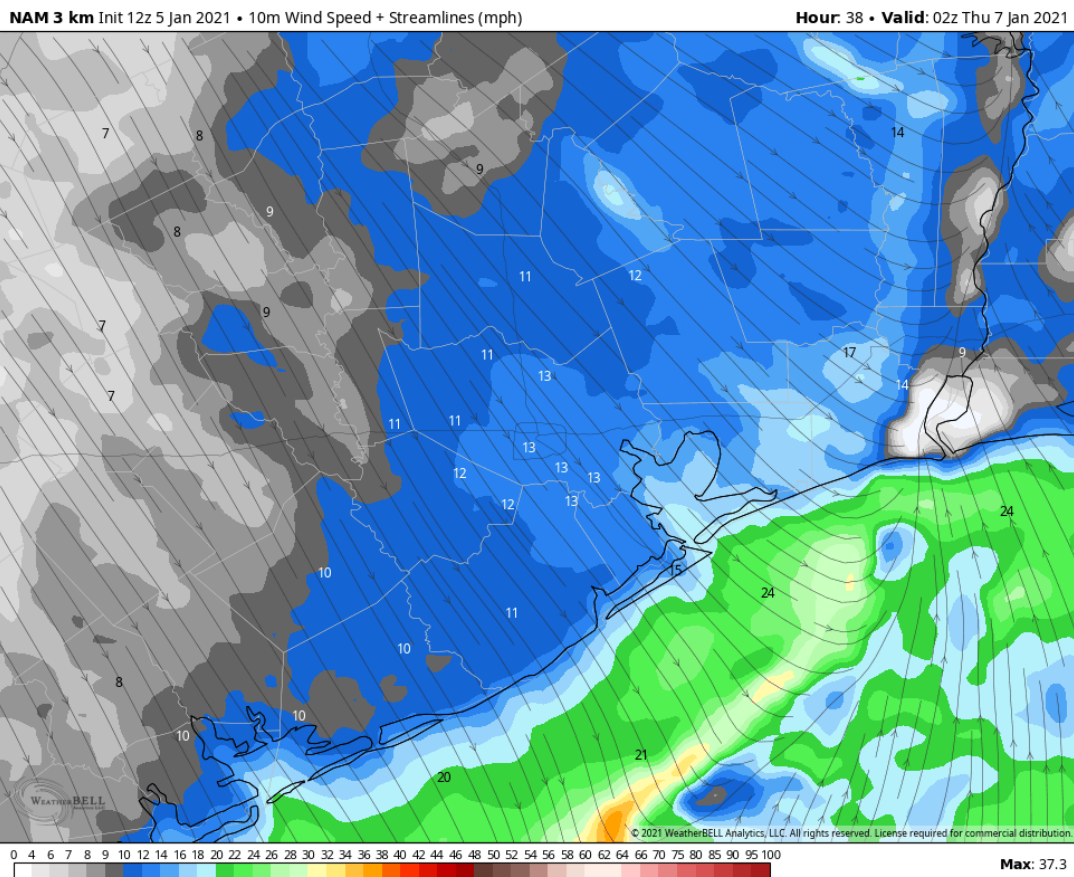


Short-Term Forecast Discussion

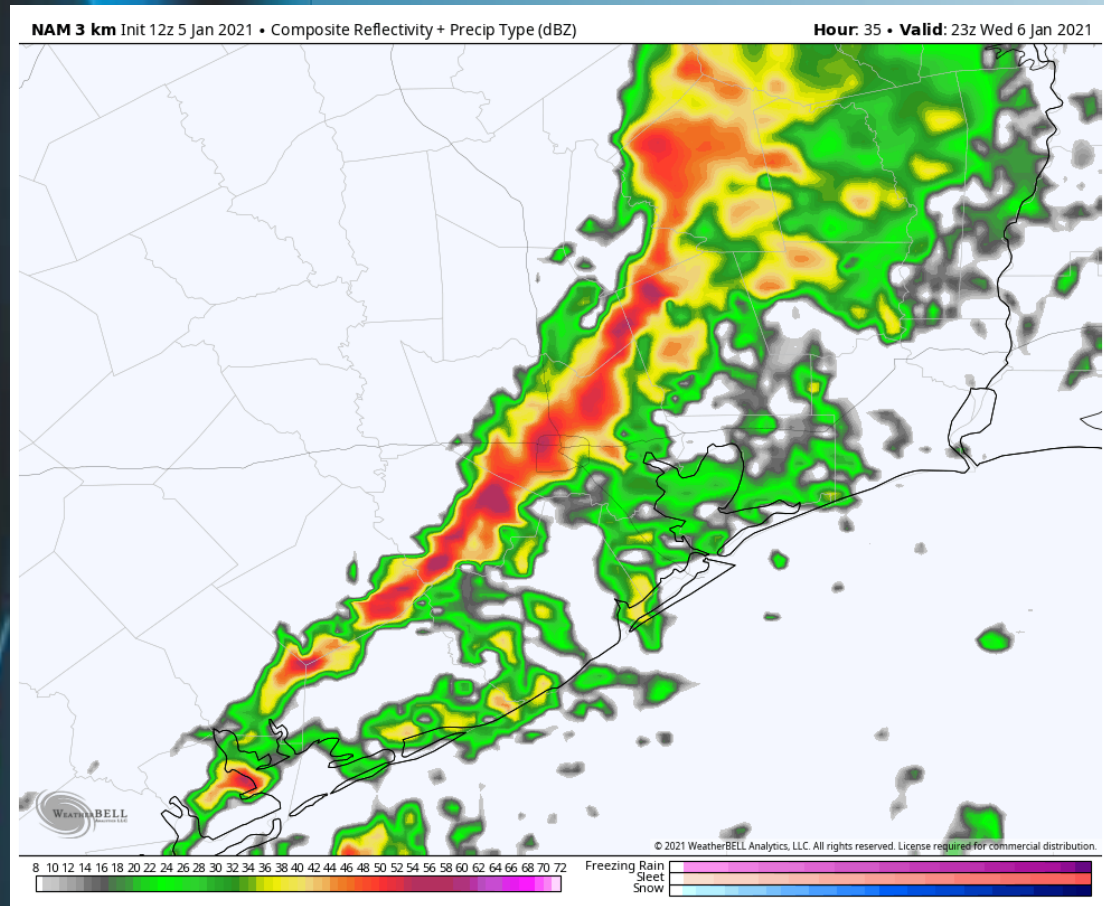
- Wednesday a front will move through during 5-7PM timeframe bringing thunderstorms. An isolated sprinkle/light shower is possible at 10 AM leading into the front. A locally stronger storm could be possible with gust up to 40 MPH possible.
- Winds will be out of the SE with sustained winds at 10-15 MPH with gust up to 20 MPH. After noon when the front passes winds will be out of the NW sustained at 15-20 MPH with gusts up to 30 MPH outside of thunderstorms.
- High temps Wednesday will be in the upper 60's with mid 60's at the boarding station.
- No Fog is expected at this distance but rain will bring reduced visibility.

Wednesday, January 6th, 2021

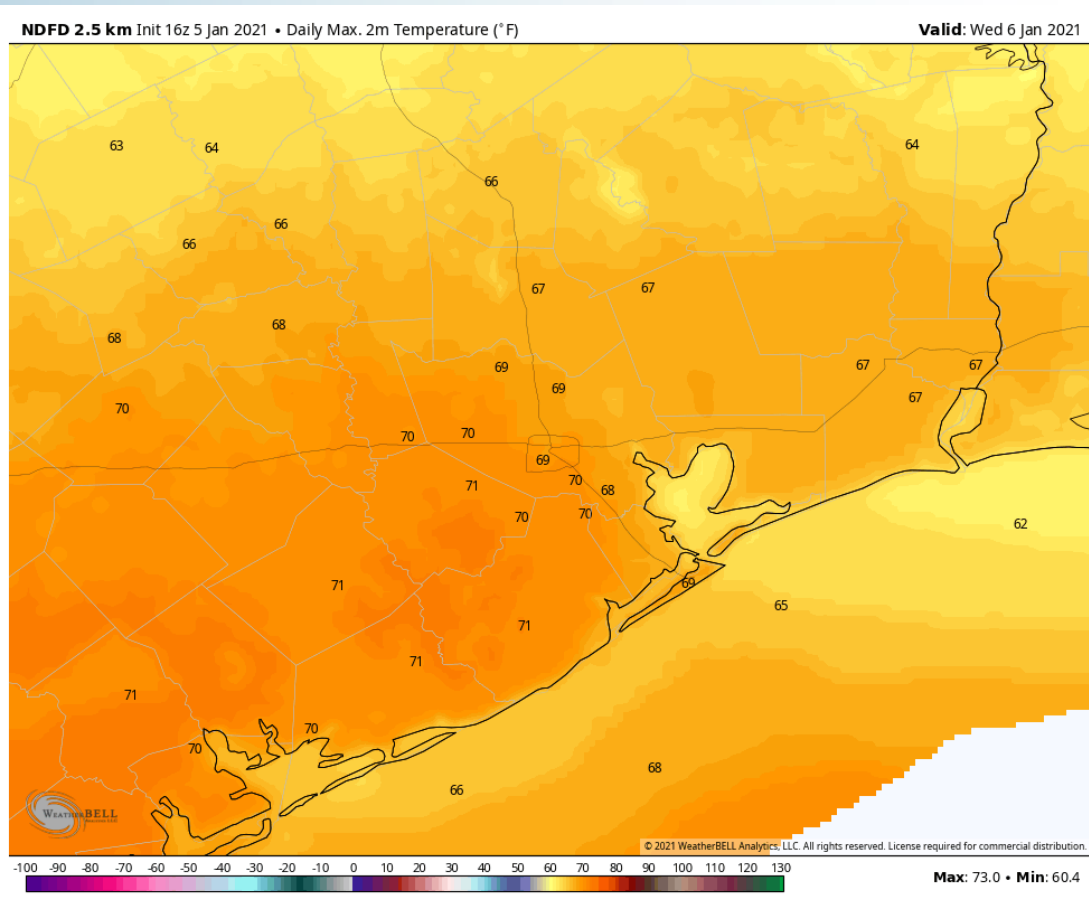
Sustained Winds (8 PM CT)



Simulated Radar Snapshot (5 PM CT)



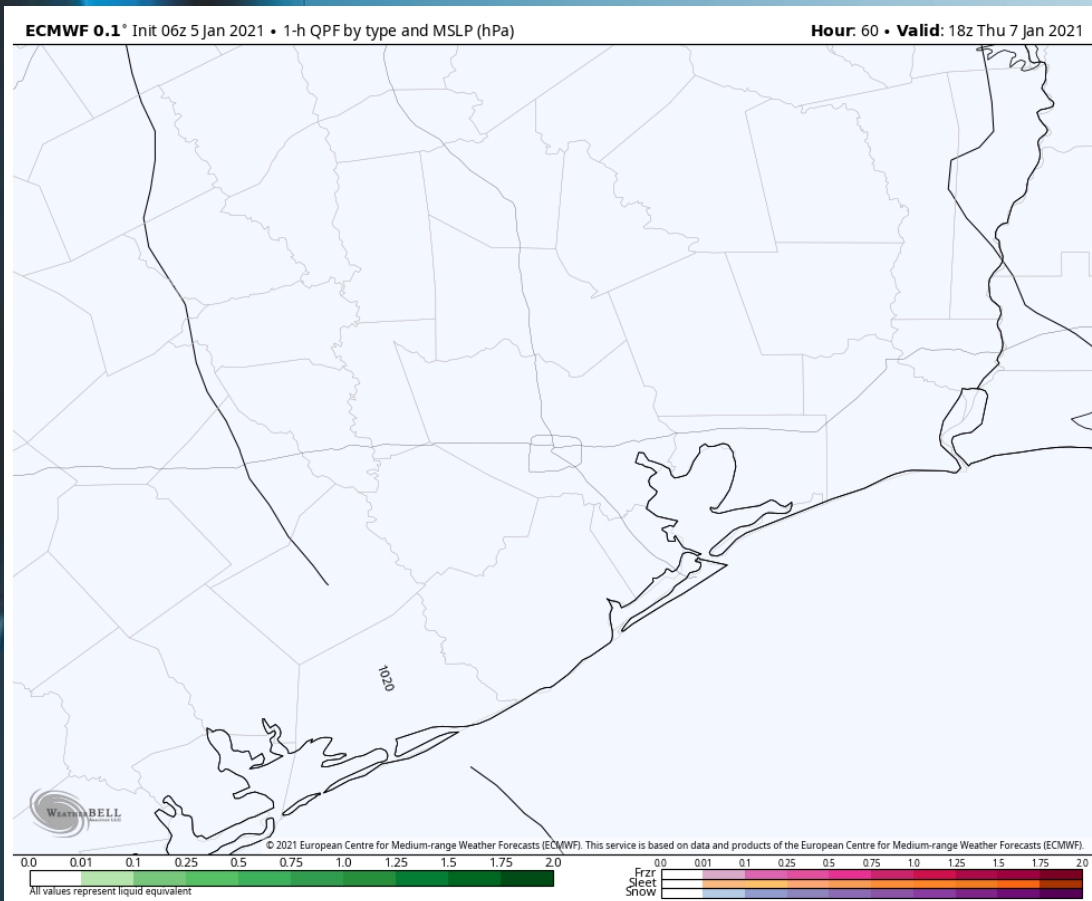
High Temperatures Wednesday



Short-Term Forecast Discussion

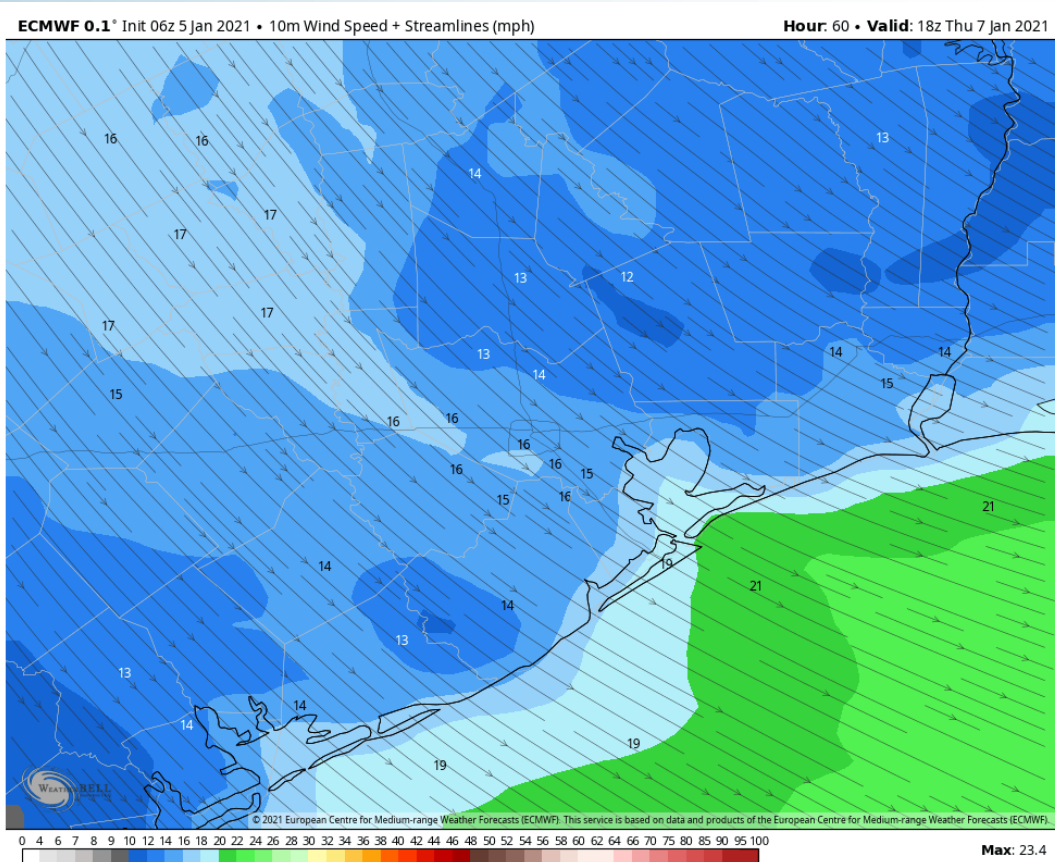
- Thursday is looking to be a dry day.
- Winds will be out of the NW sustained at 15-20 MPH with 25 MPH gusts. Late into the evening overnight hours winds will begin to shift N.
- Thursday high temperatures will be in the upper 50s.
- No fog is expected at this distance.

Simulated Radar Snapshot (12 PM CT)

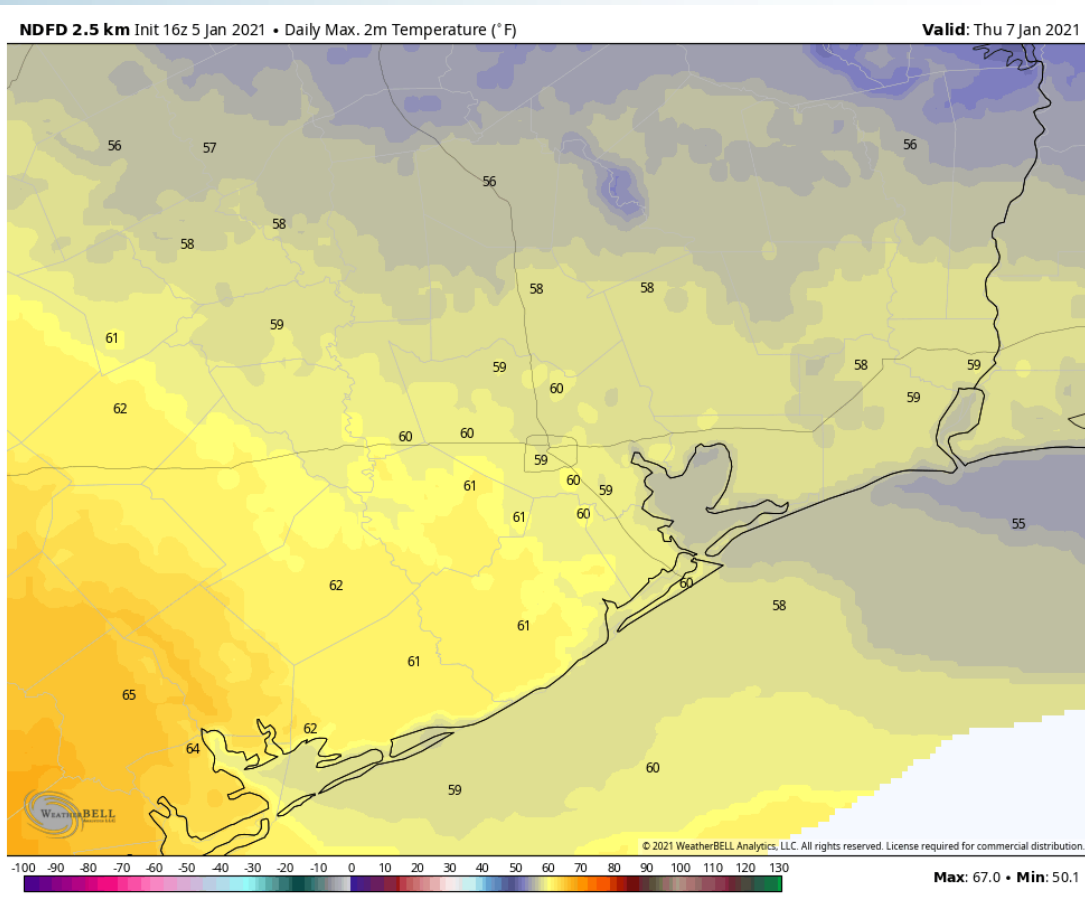


Thursday, January 7th, 2021

Sustained Winds (12 PM CT)

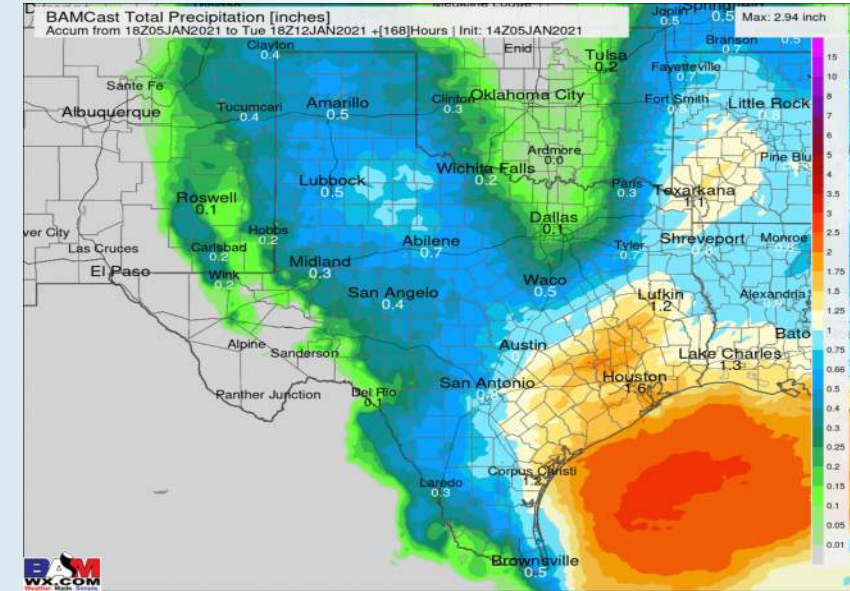
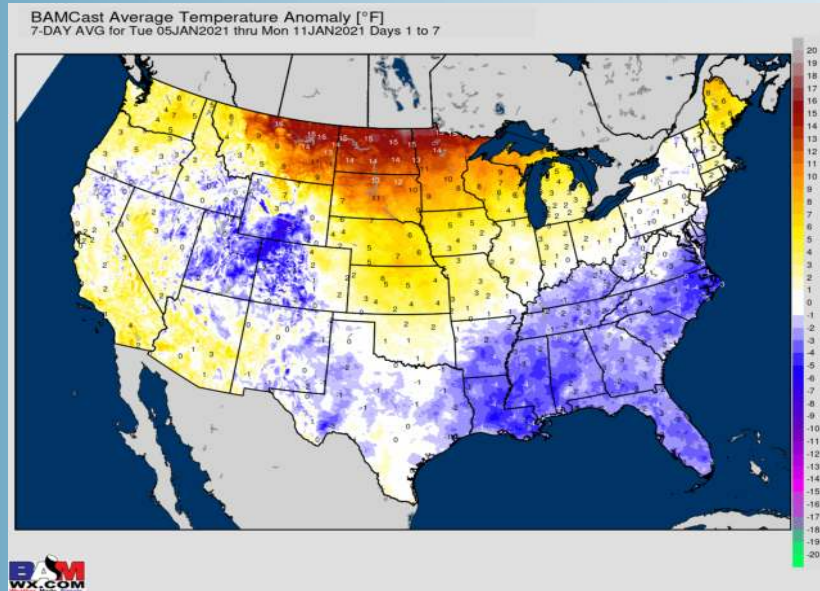


High Temperatures Thursday



Week 1 Forecast

Long-Range Forecast Discussion

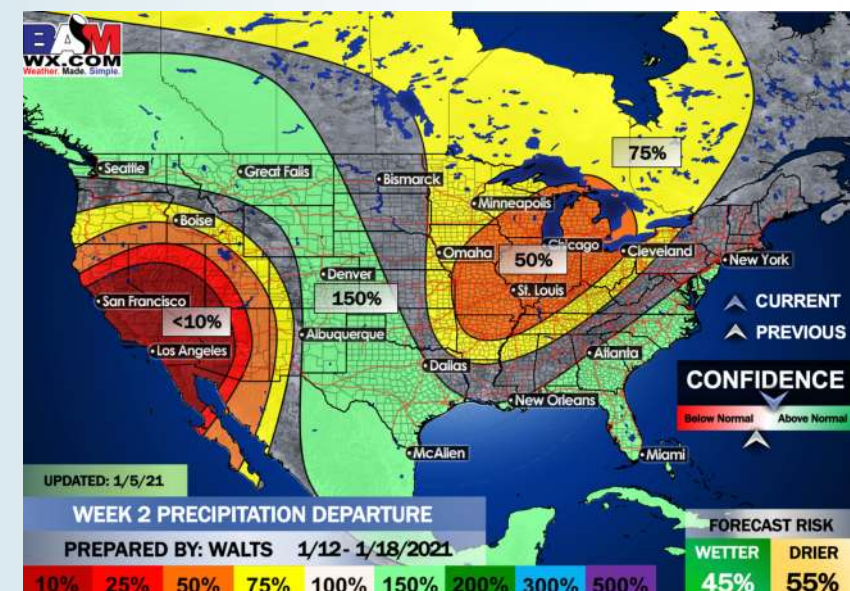
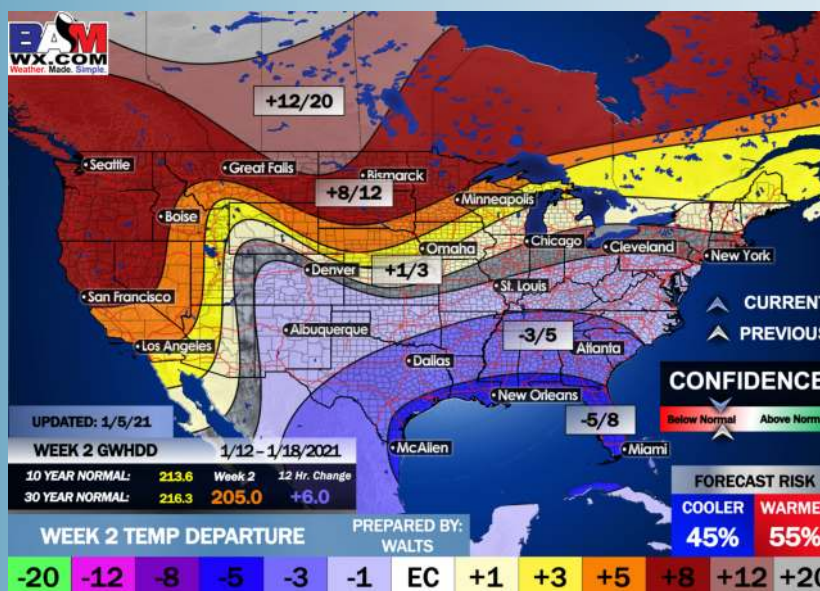


➤ Below normal temperatures are expected Monday through Wednesday. Temperatures begin to moderate with a frontal passage mid to late next week. An overall dry pattern is anticipated outside of a shot of moisture late WED into THU.

➤ Our latest favored week 2 guidance features the Houston area at below normal temps and above normal precipitation. Periodic shots of precipitation will be possible as these fronts pass the area.

➤ Our latest weeks $\frac{3}{4}$ forecast features the Houston area at below normal temperatures and about normal precipitation. Long range guidance continues to favor more of a cooler pattern for the S US.

Week 2 Forecast



Weeks 3/4 Forecast

